



WOOD COUNTY, WISCONSIN

COMPREHENSIVE ANNUAL
FINANCIAL REPORT
FOR THE YEAR ENDED
DECEMBER 31, 2019

THIS PAGE LEFT BLANK INTENTIONALLY

WOOD COUNTY, WISCONSIN
COMPREHENSIVE ANNUAL FINANCIAL REPORT
FOR THE YEAR ENDED
DECEMBER 31, 2019

DEPARTMENT OF FINANCE
Edward Newton, Deputy Finance Director

THIS PAGE LEFT BLANK INTENTIONALLY

WOOD COUNTY, WISCONSIN
COMPREHENSIVE ANNUAL FINANCIAL REPORT
YEAR ENDED DECEMBER 31, 2019
TABLE OF CONTENTS

<u>INTRODUCTORY SECTION</u>	Page
Letter of Transmittal	1-5
GFOA Certificate of Achievement	7
Standing Committee Appointed Organization Chart	8
Directory of Board of Supervisors	9
Directory of Department Heads	10
Directory of Standing Committees-Appointed	11
History of Wood County	12
<u>FINANCIAL SECTION</u>	
Independent Auditor's Report	13-15
Management's Discussion and Analysis	16-28
Basic Financial Statements:	
Government-wide Financial Statements:	
Statement of Net Position	29
Statement of Activities	30-31
Fund Financial Statements:	
Balance Sheet - Governmental Funds	32
Statement of Revenues, Expenditures, and Changes in Fund Balances - Governmental Funds	33
Reconciliation of the Statement of Revenues, Expenditures, and Changes in Fund Balances - Governmental Funds to the Government-wide Statement of Activities	34
Statement of Revenues, Expenditures, and Changes in Fund Balances - Budget and Actual (Non-GAAP Budgetary Basis) - General Fund	35-39
Statement of Revenues, Expenditures, and Changes in Fund Balance - Budget and Actual - Human Services Fund	40
Statement of Net Position - Proprietary Funds	41
Statement of Revenues, Expenses, and Changes in Net Position - Proprietary Funds	42
Statement of Cash Flows - Proprietary Funds	43
Notes to the Financial Statements	45-84

WOOD COUNTY, WISCONSIN
COMPREHENSIVE ANNUAL FINANCIAL REPORT
YEAR ENDED DECEMBER 31, 2019
TABLE OF CONTENTS

(Continued)

	Page
Required Supplementary Information:	
Schedule of Changes in the County's Total OPEB Liability and Related Ratios	85
Schedule of Employer Contributions and the Employer's Proportionate Share of the Net Pension Liability (Asset) - WRS	86
Combining and Individual Fund Financial Statements and Schedules:	
Nonmajor Governmental Funds:	87-89
Combining Balance Sheet - Nonmajor Governmental Funds	90-91
Combining Statement of Revenues, Expenditures and Changes in Fund Balances - Nonmajor Governmental Funds	92-93
Schedule of Revenues, Expenditures, and Changes in Fund Balances - Budget and Actual - Aging & Disability Resource Center Special Revenue Fund	94
Schedule of Revenues, Expenditures, and Changes in Fund Balances - Budget and Actual - Child Support Special Revenue Fund	95
Schedule of Revenues, Expenditures, and Changes in Fund Balances - Budget and Actual - Parks Special Revenue Fund	96
Schedule of Revenues, Expenditures, and Changes in Fund Balances - Budget and Actual - Planning and Zoning Special Revenue Fund	97
Schedule of Revenues, Expenditures, and Changes in Fund Balances - Budget and Actual - Land and Water Conservation Special Revenue Fund	98
Schedule of Revenues, Expenditures, and Changes in Fund Balances - Budget and Actual - Transportation and Economic Development Special Revenue Fund	99
Schedule of Revenues, Expenditures, and Changes in Fund Balances - Budget and Actual - Ho-Chunk Donations Special Revenue Fund	100
Schedule of Revenues, Expenditures and Changes in Fund Balances - Budget and Actual (Non-GAAP Budgetary Basis) - Sales Tax Fund	101
Schedule of Revenues, Expenditures, and Changes in Fund Balances - Budget and Actual - Debt Service Fund	102
Schedule of Revenues, Expenditures, and Changes in Fund Balances - Budget and Actual - Capital Projects Highway Projects	103

WOOD COUNTY, WISCONSIN
COMPREHENSIVE ANNUAL FINANCIAL REPORT
YEAR ENDED DECEMBER 31, 2019
TABLE OF CONTENTS

(Continued)	Page
Schedule of Revenues, Expenditures, and Changes in Fund Balances - Budget and Actual - Capital Projects Buildings & Towers Fund	104
Internal Service Funds:	105
Combining Statement of Net Position - Internal Service Funds	106
Combining Statement of Revenues, Expenses, and Changes in Net Position - Internal Service Funds	107
Combining Statement of Cash Flows - Internal Service Funds	108
<u>STATISTICAL SECTION</u>	
Statistical Section:	109
I Financial Trends:	
a. Net Position by Component	110
b. Changes in Net Position	111-112
c. Governmental Activities Tax Revenue by Source	113
d. Fund Balances of Governmental Funds	114
e. Changes in Fund Balances of Governmental Funds	115
f. General Governmental Tax Revenue by Source	116
II Revenue Capacity:	
a. Property Values	117
b. Twenty Principal Taxpayers	118
c. Equalized Value of Taxable Property	119
d. Property Tax Levies and Collections	120
III Debt Capacity:	
a. Ratio of Outstanding Debt to Equalized Value and Debt Per Capita	121
b. Legal Debt Margin Information	122
c. Net Direct and Overlapping General Obligation Debt All Governmental Units	123-124
d. Ratio of Outstanding Debt by Type	125
e. Ratio of Annual Debt Service Expenditures For General Bonded Debt to Total General Expenditures	126

WOOD COUNTY, WISCONSIN
COMPREHENSIVE ANNUAL FINANCIAL REPORT
YEAR ENDED DECEMBER 31, 2019
TABLE OF CONTENTS

(Continued)	<u>Page</u>
IV Demographic and Economic Information:	
a. Demographic and Economic Statistics	127
b. Principal Employers	128
V Operating Information:	
a. Operating Indicators by Function	129-130
b. Full-Time Equivalent Employees by Function	131
c. Capital Asset Statistics by Function	132
d. Schedule of Insurance	133-134
Independent Auditors Report on Internal Control over Financial Reporting and on Compliance and Other Matters Based on an Audit of Financial Statements Performed in Accordance with <i>Government Auditing Standards</i>	135-137



Wood County

WISCONSIN

Office of
Deputy Finance Director

Edward Newton
Deputy Finance Director

July 29, 2020

To the Members of the Wood County Board of Supervisors, the Operations Committee and the citizens of Wood County

The Comprehensive Annual Financial Report (CAFR) of Wood County, Wisconsin (the County) for the fiscal year ended December 31, 2019, is hereby submitted.

This report has been prepared following the guidelines recommended by the Government Finance Officers Association of the United States and Canada (GFOA). These guidelines conform substantially with high standards of public financial reporting, including Generally Accepted Accounting Principles (GAAP) promulgated by the Governmental Accounting Standards Board (GASB).

Responsibility for both the accuracy of the data and the completeness and fairness of the presentation, including all disclosures, rests with the County. We believe the data, as presented, is accurate in all material respects; that it is presented in a manner designed to fairly set forth the financial position, results of operations of the various funds, and the cash flows of our proprietary funds of the County. All disclosures necessary to enable the reader to gain maximum understanding of the County's financial affairs have been included.

County management is responsible for establishing and maintaining an internal control structure designed to ensure that the assets of the government are protected from loss, theft or misuse and to ensure that adequate accounting data are compiled to allow for the preparation of financial statements in conformity with GAAP. The internal control structure is designed to provide reasonable, but not absolute, assurance that these objectives are met. The concept of reasonable assurance recognizes that: (1) the costs of control should not exceed the benefits likely to be derived and (2) the evaluation of costs and benefits requires estimates and judgments by management.

Wipfli LLP has audited the County's financial statements in accordance with County policy and state and federal requirements. The goal of the independent audit was to provide reasonable assurance that the financial statements of Wood County for the year ended December 31, 2019, are free of material misstatement. The independent audit involved examining, on a test basis, evidence supporting the amounts and disclosures in the financial statements; assessing the accounting principles used and significant estimates made by management; and evaluating the overall financial statement presentation. The independent auditor concluded, based upon the audit, that there was a reasonable basis for rendering an unmodified opinion that Wood County's financial statements for the year ended December 31, 2019, are fairly presented in conformity with GAAP. The independent auditors' report is presented as the first component of the financial section of this report.

In addition to meeting the requirements set forth above, the County is required to undergo an annual single audit in conformity with the audit requirements of Title 2 U.S. Code of Federal Regulations Part 200, Uniform Administrative Requirements, Cost Principles, and Audit Requirements for Federal Awards (the "Uniform Guidance") and the [State Single Audit Guidelines](#) issued by the Wisconsin Department of Administration. Information related to this single audit, including the schedule of federal and state financial assistance, findings and recommendations, the independent auditors' reports on internal control structure and compliance with applicable laws and regulations are available as a separately issued Single Audit Report.

REPORTING ENTITY AND ITS SERVICES

The County was incorporated in 1856 and operates under a County Board form of government. The Board of Supervisors is comprised of nineteen (19) members, elected by districts to serve concurrent two-year terms. The terms of the current Board expire in April 2020.

The County is located in central Wisconsin, approximately 160 miles northwest of Milwaukee and 180 miles southeast of Minneapolis/St Paul. The County has an area of 519,680 acres (812 sq. miles). The City of Wisconsin Rapids is the County Seat.

This CAFR includes all funds, which include the operations of all departments shown in the organizational chart on page 8.

The County provides a full range of services. This includes judiciary services and legal counsel; general and financial administration, including tax collections; property records and register of deeds; county planning and zoning; public safety with sheriff, emergency government, shared dispatch and correction facilities; parks; health and human services; assistance to veterans and older Americans; library; forest conservation; coroner and surveyor; employment and training services; agricultural extension services; and the administration of federal, state and county elections. The County has proprietary fund operations for the Edgewater Nursing Home and Highway Department enterprise funds and the Building Maintenance, Employee Self-Funded Health Insurance, Workers Compensation, Other Post-Employment Employee Benefits (OPEB) and PC Replacement internal service funds. The Wisconsin Municipal Mutual Insurance Corporation (WMMIC), the Wisconsin County Mutual Insurance Corporation (WCMIC) and any of the school districts or special districts listed in Table IIIc of the CAFR are not included in the CAFR because they have not met the established criteria for inclusion in the reporting entity.

The annual budget serves as the foundation for the County's financial planning and control. All Wood County departments are required to submit their budget requests to the Finance Department by August 15th of each year. The Executive Committee meets with each of the department heads along with their oversight committee chairperson in order to develop a proposed budget that satisfies the agreed upon parameters for that year's budget. The proposed budget is published a minimum of ten business days prior to a public hearing held the second Tuesday in November after which the budget is adopted by the County Board.

The budget is approved and controlled by the Board of Supervisors at the function level, which is the purpose or intent for incurring the expenditure. A function is normally a series of related accounts such as personal services, contractual services, supplies and expenses, building materials, fixed charges, debt service and capital outlay. A department can be made up of a single or multiple functions.

All appropriations in the general fund lapse at the end of the fiscal year unless specifically requested by the department and approved by the Executive Committee. The anticipated unused balances of the special revenue funds are generally encompassed in the subsequent year's budget request.

The budget process encompasses the activities of all funds of the governing body. In accordance with our system of internal accounting and budgeting control, no expenditure/expense can be allowed nor check processed unless an appropriation is available.

Generally Accepted Accounting Principles require that management provide a narrative introduction, overview, and analysis to accompany the basic financial statements in the form of Management's Discussion and Analysis (MD&A). This letter of transmittal is designed to complement the MD&A and should be read in conjunction with it. The County's MD&A can be found immediately following the independent auditor's report.

ECONOMIC CONDITIONS AND OUTLOOK

Overall, the Wood County economy has slightly decreased in the past twelve months. The County's average unemployment rate increased from 3.2% for 2018 to 3.7% for 2019, slightly higher than the nation's average rate of 3.5% and slightly higher from the state's average unemployment rate of 3.5%

Supersector-Private	Number of Establishments Qtr 3 2019	Employment Private Sep 2019	percent change in employment 09/2018-09/2019	change in employment 09/2018-09/2019
Professional and Business Services	213	2,058	0.09	170
Education and Health Services	377	9,954	3.4%	331
Manufacturing	120	5,705	1.7%	97
Financial Activities	163	1,173	1.6%	18
Goods-Producing	373	7,982	1.6%	126
Information	31	1,394	1.6%	22
Construction	188	1,722	1.3%	22
Natural Resources and Mining	65	555	1.3%	7
Total, all industries	1,963	34,751	0.4%	129
Other Services	159	1,096	0.0%	0
Service-Providing	1,590	26,769	0.0%	3
Leisure and Hospitality	210	2,884	-4.2%	-126
Trade, Transportation, and Utilities	437	8,210	-4.8%	-412

Source: Bureau of Labor Statistics QCEW Wood County, WI 12 month change in employment

Supersector-Private	Average weekly wage Qtr 3 2019	12 month percent change in avg weekly wage 09/2018-09/2019	12 month change in avg weekly wage 09/2018-09/2019
Professional and Business Services	\$850	-0.1%	-\$1
Education and Health Services	\$1,115	3.4%	\$37
Manufacturing	\$1,073	0.9%	\$10
Financial Activities	\$913	12.6%	\$102
Goods-Producing	\$1,064	2.7%	\$28
Information	\$1,309	12.7%	\$148
Construction	\$1,148	8.6%	\$91
Natural Resources and Mining	\$676	2.6%	\$17
Total, all industries	\$905	4.4%	\$38
Other Services	\$491	-0.2%	-\$1
Service-Providing	\$858	4.9%	\$40
Leisure and Hospitality	\$287	6.3%	\$17
Trade, Transportation, and Utilities	\$730	3.1%	\$22

Source: Bureau of Labor Statistics QCEW Wood County, WI 12 month change in employment

Wood County's estimated population was at 73,112 for 2019 a decrease of (1,637) people from the 2010 census was 74,749. The average labor force was 35,137 in 2019.

The top employers are:

Employer	2019		
	Employees	Rank	Percentage of Employment
Marshfield Clinic Health System	5,477	1	40.69%
Roehl Transport Inc.	2,688	2	19.97%
Wisconsin Rapids School District	1,115	3	8.28%
Verso	921	4	6.84%
Aspirus Riverview Hospital	769	5	5.71%
County of Wood	719	6	5.34%
Masonite	524	7	3.89%
Marshfield School District	453	8	3.37%
Domtar	417	9	3.10%
Renaissance Learning	378	10	2.81%

Source: Survey of employers April 2020

RELEVANT FINANCIAL POLICIES

The Wood County Executive Committee and the full County Board had formal policies in place for budgeting, investing and debt. All policies adhere to the State Statutes but expand on the state law to fit the needs of Wood County. The budget policy guides the County through the annual budget process and sets procedures for administering the budget throughout the year. The investment policy sets forth the goals of the County while balancing acceptable risk in reaching those goals. The debt policy provides the guidelines on determining when debt is an appropriate financing tool, the types of debt that will be considered and manageable debt levels.

MAJOR INITIATIVES

All counties in the State of Wisconsin operate under a state imposed tax rate freeze and a tax levy limitation resulting in the demands for county services becoming continually more difficult to finance. The County is looking more and more to becoming a partner in economic development. Where in the past, economic development initiatives were more a function of individual municipalities, regional developments and partnering with municipalities is becoming a more common use of county resources. The County is confident in a return on our investment in economic development with growth in our tax base.

The focus of the 2019 Capital Improvement Program (CIP) was to maintain the County's investment in buildings and equipment through scheduled replacements and remodeling and invest in technology to enhance our delivery of services. There were improvements added at the Parks & Forestry Department, the UW Wood County/Marshfield campus, improvements to Edgewater Nursing Home and Norwood Health Center and there was ongoing remodeling of the courthouse building and river block.

The County borrowed \$4.845 million in 2019; \$2.525 million for Capital Improvements and \$2.320 million Highway Construction.

Maintenance and expansion of the County's infrastructure (such as highways and bridges) remains a major goal of the County Board. To address one of these concerns, the Highway Commission has developed a five-year capital project plan that provides a framework for the development and maintenance of infrastructure to meet current and future needs. The Highway Commission has undertaken an aggressive program to repair and replace its highways and bridges. During the next two years, the Highway Commission plans to repair four additional bridges. A major repaving project consisting of resurfacing between 15 and 20 miles per year is included in this plan. By the end of this five-year period, 30% of the County's highways are expected to be repaved and seven deficient bridges will have been replaced.

CURRENT AND FUTURE PLANS

The County has been striving to maintain our level of services while balancing increasing demand for certain services with flat or dwindling economic resources. The County, for the most part, has been able to maintain most services through increased efficiencies and by regionalizing elements of our operations through such entities as the Aging & Disability Resource Center (ADRC-CW) and Inclusa.

The County is in the process of compiling the requested projects in the 2021-2025 Capital Improvement Plan (CIP). The requested projects will be prioritized and included or excluded from the plan based on the level of need and available funding.

CERTIFICATE OF ACHIEVEMENT

The Government Finance Officers Association of the United States and Canada (GFOA) awarded a Certificate of Achievement for Excellence in Financial Reporting to Wood County for its comprehensive annual financial report for the year ended December 31, 2018. This was the seventeenth consecutive year that the County has received this prestigious award. In order to be awarded a Certificate of Achievement, a government must publish an easily readable and efficiently organized comprehensive annual financial report. This report must satisfy both generally accepted accounting principles and applicable legal requirements.

A Certificate of Achievement is valid for a period of one year only. We believe that our current comprehensive annual financial report continues to meet the Certificate of Achievement Program's requirements and we are submitting it to the GFOA to determine its eligibility for another certificate.

INVITATION AND ACKNOWLEDGMENTS

I invite the reader to continue into the remainder of the CAFR. The County is an ever-changing and growing operation. The complex nature of our affairs can be grasped by reviewing and understanding this report. Our goal in presenting this report as a communication tool is to keep the interested public informed about the growth and changes we are currently experiencing. Questions and comments relating to this report should be presented to the finance department.

I appreciate all members of the Departments who assisted and contributed to its preparation. I also thank the Wood County Board of Supervisors and the Executive Committee for their interest and support in planning and conducting the financial operations of the County in a responsible manner. The County's financial condition and reasonable tax rate are acknowledgments of their dedication.

Respectfully submitted,



Edward Newton
Deputy Finance Director

THIS PAGE LEFT BLANK INTENTIONALLY



Government Finance Officers Association

Certificate of
Achievement
for Excellence
in Financial
Reporting

Presented to

County of Wood
Wisconsin

For its Comprehensive Annual
Financial Report
for the Fiscal Year Ended

December 31, 2018

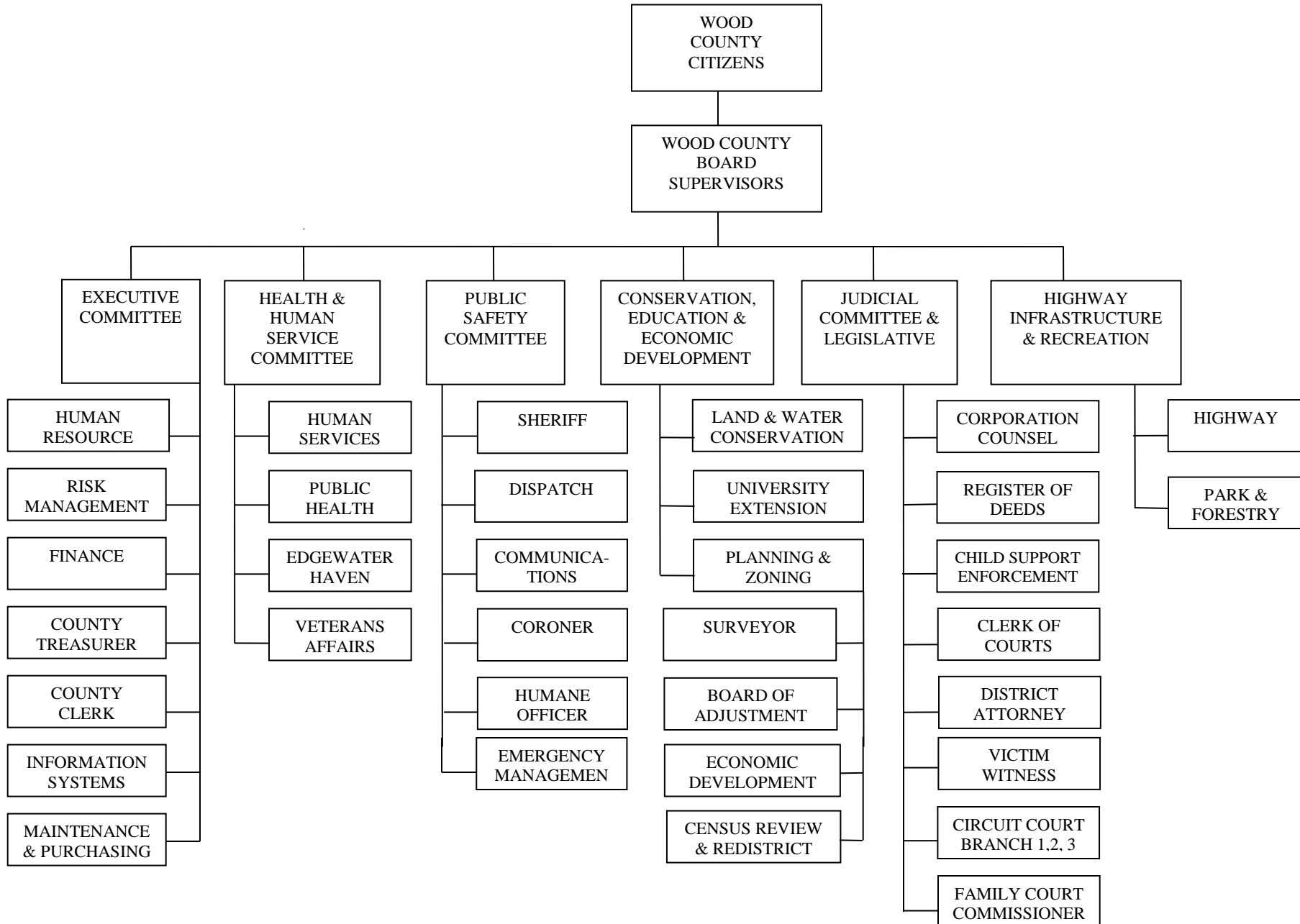
Christopher P. Morrill

Executive Director/CEO

WOOD COUNTY ORGANIZATIONAL CHART

APPOINTED COMMITTEES

DECEMBER 31, 2019



2018-2020

WOOD COUNTY BOARD OF SUPERVISORS

Chairperson	Douglas Machon
Vice Chairperson	Donna Rozar
District No. 1	Dave LaFontaine
District No. 2	Donna Rozar
District No. 3	Michael Feirer
District No. 4	Dawn Urban
District No. 5	Adam G. Fischer
District No. 6	Allen W. Breu
District No. 7	Robert Ashbeck
District No. 8	Jake Hahn
District No. 9	William Winch
District No. 10	Mark Holbrook
District No. 11	Kenneth A. Curry
District No. 12	Douglas Machon
District No. 13	Marion Hokamp
District No. 14	Dennis Polach
District No. 15	Bill Clendenning
District No. 16	Lance Pliml
District No. 17	Joseph H. Zurfluh
District No. 18	Brad Hamilton
District No. 19	Bill Leichtnam

WOOD COUNTY DEPARTMENT HEADS

Child Support		Brent Vruwink
Circuit Court Branch I	* +	Hon. Gregory Potter
Circuit Court Branch II	* +	Hon. Nicholas Brazeau Jr
Circuit Court Branch III	* +	Hon. Todd Wolf
Clerk of Courts	*	Cindy Joosten
Coroner	*	Scott Brehm
Corporation Counsel		Peter Kastenholz
County Clerk	*	Trent Minor
Dispatch		Lori Heideman
District Attorney	* +	Craig Lambert
Edgewater Haven Nursing Home		Marissa Laher
Emergency Management		Steven Kreuser
Finance		Vacant
Health		Susan Kunferman
Highway		Roland Hawk
Human Resources		Kimberly McGrath
Human Services		Brandon Vruwink
Humane Officer		Nanci Olsen
Land and Water Conservation		Shane Wucherpfenning
Maintenance		Reuben Van Tassel
Park & Forestry		Chad Schooley
Planning & Zoning		Jason Grueneberg
Risk Management		Nick Flugaur
Register of Deeds	*	Tiffany Ringer
Sheriff	*	Shawn Becker
Information Technology		Amy Kaup
Treasurer	*	Healthier Gehrt
UW-Extension		Jason Hausler
Veterans Service Officer		Rock Larson
	*	Elected
	+	State Employee
	^	Appointed

STANDING COMMITTEES FOR 2018-2020

HEALTH & HUMAN SERVICE COMMITTEE

Donna Rozar, Chair
Al Breu, Vice Chair
Marion Hokamp, Secretary
Adam G. Fischer
Mark Holbrook
Steven Kulick, MD
Heather Wellach
Tom Buttke
Jessica Vicente

EXECUTIVE COMMITTEE

Douglas Machon, Chair
Donna Rozar, Secretary
Adam Fischer
Bill Clendenning
Ken Curry
William Winch
Dennis Polach

PUBLIC SAFETY COMMITTEE

William Winch, Chair
Dennis Polach, Vice Chair
Dawn Urban
Joseph H. Zurfluh
Mike Feirer

JUDICIAL COMMITTEE & LEGISLATIVE

Bill Clendenning, Chair
Bill Leichtnam, Vice Chair
Ken Curry, Secretary
Brad Hamilton
Jake Hahn

CONSERVATION, EDUCATION & ECONOMIC DEVELOPMENT

Ken Curry, Chair
Bill Leichtnam, Vice Chair
Mark Holbrook, Secretary
Robert Ashbeck
Dave LaFontaine
Harvey Peterson, Farm Service Agency Rep.

HIGHWAY INFRASTRUCTURE & RECREATION COMMITTEE

Adam Fischer, Chair
William Winch, Vice-Chair
Marion Hokamp, Secretary
Lance Pliml
Dennis Polach

HISTORY OF WOOD COUNTY

In the winter of 1827, Daniel Whitney of Green Bay obtained a permit from the Winnebago granting him the privilege of making shingles on the Wisconsin River. He employed 22 Stockbridge Indians and conveyed them to the mouth of the Yellow River. In 1831, Daniel Whitney obtained a permit from the War Department to erect a sawmill and cut timber on the Wisconsin River. In 1831-1832, assisted by his nephew and A.B. Sampson, he built the first mill at the place known as Whitney's Rapids, below Point Basse, and about 10 miles south of Wisconsin Rapids. Messrs, Grignon & Merrill, having also obtained a permit, built a mill at Grignon's Rapids in 1836. These two establishments were the first lumbering plants on the Wisconsin River in Wood County.

Wood County was named after Joseph Wood, who came here from Illinois in 1848. Under Chapter 54 Laws of 1856, present Wood County was detached from Portage County. The same chapter directed that the town board of supervisors of the Town of Grand Rapids in Wood County shall be the board of supervisors of Wood County until a county board shall be elected and qualified as provided by the revised statutes of the same act. The first election was held in November 1856. The first County Officers were: County Judge Joseph Wood; Sheriff Benjamin Buck; District Attorney L.P. Powers; Surveyor H.A. Temple; Clerk of Circuit Courts L. Kromer; County Clerk L.P. Powers; Treasurer I.L. Moser; Register of Deeds L. Kromer. The county board met for the first time October 8, 1856.

Towns were established as follows: Rudolph- October 8, 1856; Saratoga- January 9, 1857; Seneca- June 9, 1857; Dexter- March 10, 1858; Lincoln- December 25, 1861; Sigel- January 10, 1863; Remington- July 15, 1868; Wood- February 10, 1874; Port Edwards- February 10, 1874; Auburndale- December 30, 1874; Marshfield- December 3, 1875; Rock- January 23, 1878; Richfield- November 18, 1881; Milladore- February 15, 1882; Sherry- November 10, 1885; Hansen- November 10, 1885; Cary- February 13, 1901; Arpin- February 13, 1901; Hiles- November 15, 1901; Cranmoor- November 18, 1903; Centralia- January 9, 1857; Springfield- August 27, 1861 and McClellan- May 26, 1864. Centralia is now part of Wisconsin Rapids. Springfield was vacated February 23, 1865 and attached to McClellan which was reorganized and shortly afterward vacated and the territory was distributed to other towns.

January 5, 1858 the board adopted the Wood County Reporter as its official newspaper to publish all proceedings. This paper was established in November 1857 and was the first and only newspaper in the county. The first court house was a hall in the Magnolia House which was located on the corner of Ninth and Washington Avenue. The first court was held there in 1857. The date of the first warranty deed recorded was October 1856. The first building actually erected as a courthouse in Wood County was built in Grand Rapids on a spot near the river. The population of Wood County in 1860 was 2,425.

FINANCIAL SECTION

Independent Auditor's Report

County Board
Wood County
Wisconsin Rapids, Wisconsin

Report on the Financial Statements

We have audited the accompanying financial statements of the governmental activities, the business-type activities, each major fund, and the aggregate remaining fund information of Wood County, Wisconsin (the "County"), as of and for the year ended December 31, 2019, and the related notes to the financial statements, which collectively comprise the County's basic financial statements as listed in the table of contents.

Management's Responsibility for the Financial Statements

Management is responsible for the preparation and fair presentation of these financial statements in accordance with accounting principles generally accepted in the United States; this includes the design, implementation, and maintenance of internal control relevant to the preparation and fair presentation of financial statements that are free from material misstatement, whether due to fraud or error.

Auditor's Responsibility

Our responsibility is to express opinions on these financial statements based on our audit. We conducted our audit in accordance with auditing standards generally accepted in the United States and the standards applicable to financial audits contained in *Government Auditing Standards*, issued by the Comptroller General of the United States. Those standards require that we plan and perform the audit to obtain reasonable assurance about whether the financial statements are free from material misstatement.

An audit involves performing procedures to obtain audit evidence about the amounts and disclosures in the financial statements. The procedures selected depend on the auditor's judgment, including the assessment of the risks of material misstatement of the financial statements, whether due to fraud or error. In making those risk assessments, the auditor considers internal control relevant to the entity's preparation and fair presentation of the financial statements in order to design audit procedures that are appropriate in the circumstances, but not for the purpose of expressing an opinion on the effectiveness of the entity's internal control. Accordingly, we express no such opinion. An audit also includes evaluating the appropriateness of accounting policies used and the reasonableness of significant accounting estimates made by management, as well as evaluating the overall presentation of the financial statements.

We believe that the audit evidence we have obtained is sufficient and appropriate to provide a basis for our audit opinions.

Opinions

In our opinion, the financial statements referred to above present fairly, in all material respects, the respective financial position of the governmental activities, the business-type activities, each major fund, and the aggregate remaining fund information of Wood County, Wisconsin, as of December 31, 2019; and the respective changes in financial position and, where applicable, cash flows thereof; and the respective budgetary comparison for the general fund and human services fund for the year then ended in accordance with accounting principles generally accepted in the United States.

Other Matters

Required Supplementary Information

Accounting principles generally accepted in the United States require that the management's discussion and analysis, the schedule of changes in the County's total OPEB liability and related ratios, and the schedules of the employers proportionate share of the net pension liability (asset) and employer contributions – Wisconsin Retirement System on pages 16 through 28 and pages 85 through 86 be presented to supplement the basic financial statements. Such information, although not a part of the basic financial statements, is required by the Governmental Accounting Standards Board, who considers it to be an essential part of financial reporting for placing the basic financial statements in an appropriate operational, economic, or historical context. We have applied certain limited procedures to the required supplementary information in accordance with auditing standards generally accepted in the United States, which consisted of inquiries of management about the methods of preparing the information and comparing the information for consistency with management's responses to our inquiries, the basic financial statements, and other knowledge we obtained during our audit of the basic financial statements. We do not express an opinion or provide any assurance on the information, because the limited procedures do not provide us with sufficient evidence to express an opinion or provide any assurance.

Supplementary Information

Our audit was conducted for the purpose of forming opinions on the financial statements that collectively comprise the County's basic financial statements as a whole. The introductory section, respective budgetary comparisons, combining and individual nonmajor fund financial statements and schedules, and statistical section listed in the accompanying table of contents are presented for purposes of additional analysis and are not a required part of the financial statements. The respective budgetary comparisons and combining and individual nonmajor fund financial statements and schedules (information) are the responsibility of management and were derived from and relate directly to the underlying accounting and other records used to prepare the financial statements. Such information has been subjected to the auditing procedures applied in the audit of the financial statements and certain additional procedures, including comparing and reconciling such information directly to the underlying accounting and other records used to prepare the financial statements or to the financial statements themselves, and other additional procedures in accordance with auditing standards generally accepted in the United States. In our opinion, the information is fairly stated in all material respects in relation to the financial statements as a whole.

The introductory and statistical sections have not been subjected to the auditing procedures applied in the audit of the basic financial statements and, accordingly, we do not express an opinion or provide any assurance on them.

Other Reporting Required by Government Auditing Standards

In accordance with *Government Auditing Standards*, we have also issued our report dated July 29, 2020, on our consideration of the County's internal control over financial reporting and on our tests of its compliance with certain provisions of laws, regulations, contracts, and grant agreements and other matters. The purpose of that report is solely to describe the scope of our testing of internal control over financial reporting and compliance and the results of that testing, and not to provide an opinion on the effectiveness of the County's internal control over financial reporting or on compliance. That report is an integral part of an audit performed in accordance with *Government Auditing Standards* in considering the County's internal control over financial reporting and compliance.



Wipfli LLP

July 29, 2020
Eau Claire, Wisconsin

Management's Discussion and Analysis

The Financial Management of Wood County, Wisconsin (County) offers readers of Wood County's financial statements this narrative overview and analysis of the financial activities of Wood County for the fiscal year ended December 31, 2019. We encourage readers to consider the information presented here in conjunction with additional information that we have furnished in our letter of transmittal and the notes to the financial statements.

Financial Highlights

- The assets and deferred outflows of the County exceeded its liabilities and deferred inflows at the close of the most recent fiscal year 12/31/19 by \$114,248,098 (net position). Of this amount, \$26,163,121 (unrestricted net position) may be used to meet the government's ongoing obligations to citizens and creditors.
- The County's total net position increased by \$396,724.
- As of the close of the 2019 fiscal year, the County's governmental funds ending fund balances were \$27,524,417 compared to \$24,839,687 for 2018, an increase of \$2,684,730.
- Unassigned fund balance for the General Fund, which is available for spending at Wood County's discretion, was \$17,004,838, an increase of \$1,654,674 from the prior year unassigned fund balance of \$15,350,164. This balance represents 49.0 percent of total General Fund expenditures.
- Total long-term obligations (including capital leases of \$327,118 and compensated absences of \$6,583,602) increased by \$8,806,826 from \$35,760,195 to \$44,567,021.

Overview of the Financial Statements

This discussion and analysis is intended to serve as an introduction to the County's basic financial statements. The County's basic financial statements are comprised of three components:

- 1) Government-wide Financial Statements,
- 2) Fund Financial Statements, and
- 3) Notes to the Financial Statements.

This report also contains other supplementary information in addition to the basic financial statements themselves.

Government-wide Financial Statements – The government-wide financial statements are designed to provide readers with a broad overview of the County’s finances, in a manner similar to a private-sector business.

The statement of net position presents information on all of the County’s assets and deferred outflows of resources, liabilities and deferred inflows of resources, with the difference reported as net position. Over time, increases or decreases in net position may serve as a useful indicator of whether the financial position of the County is improving or deteriorating.

The statement of activities presents information showing how the government’s net position changed during the most recent fiscal year. All changes in net position are reported as soon as the underlying event giving rise to the change occurs, regardless of the timing of related cash flows. Thus, revenues and expenses are reported in this statement for some items that will only result in cash flows in future fiscal periods (e.g., uncollected taxes and earned but unused vacation leave).

Both of the government-wide financial statements distinguish functions of the County that are principally supported by taxes and intergovernmental revenues (governmental activities) from other functions that are intended to recover all or a significant portion of their costs through user fees and charges (business-type activities). The governmental activities of the County include general government, public safety, public works, health and social services, culture, recreation and education and conservation and development. The business-type activities of the County include the nursing home and the county highway department.

The government-wide financial statement can be found on pages 29-31 of this report.

Fund Financial Statements – A fund is a grouping of related accounts that is used to maintain control over resources that have been segregated for specific activities or objectives. The County, like other state and local governments, uses fund accounting to ensure and demonstrate compliance with finance-related legal requirements. All of the funds of the County can be divided into two categories: governmental funds and proprietary funds. The County has no fiduciary funds.

Governmental Funds – Governmental funds are used to account for essentially the same functions reported as governmental activities in the government-wide financial statements. However, unlike the government-wide financial statements, governmental fund financial statements focus on near-term inflows and outflows of spendable resources, as well as on balances of spendable resources available at the end of the fiscal year. Such information may be useful in evaluating a government’s near-term financing requirements.

Because the focus of governmental funds is narrower than that of the government-wide financial statements, it is useful to compare the information presented for governmental funds with similar information presented for governmental activities in the government-wide financial statements. By doing so readers may better understand the long-term impact of the government’s near-term financing decisions. Both the governmental fund balance sheet and the governmental fund statement of revenues, expenditures, and changes in fund balances provide a reconciliation to facilitate this comparison between governmental funds and governmental activities.

The County had thirteen (excluding the Sales Tax Fund) individual governmental funds during 2019. Information is presented separately in the governmental funds balance sheet and in the governmental funds statement of revenues, expenditures, and changes in fund balances for the general fund and human services special revenue fund both of which are considered to be major funds. Data from the other eleven governmental funds are combined into a single, aggregated presentation. Individual fund data for each of these non-major governmental funds is provided in the form of combining statements elsewhere in this report.

The County adopts an annual appropriated budget for its general fund. A budgetary comparison statement has been provided for the general fund to demonstrate compliance with this budget.

The basic governmental fund financial statements can be found on pages 32-40 of this report.

Proprietary Funds – The County maintains three different types of proprietary funds. Enterprise funds are used to report the same functions presented as business-type activities in the government-wide financial statements. The County uses enterprise funds to account for Edgewater Haven Nursing Home, Norwood Health Center and the Highway Department. Internal service funds are used to accumulate and allocate costs internally among the County's various functions. The County uses internal service funds to account for Building Maintenance, Employee Health Benefits, Workers Compensation, Other Post-employment Employee Benefits and Personal Computer Replacements. Internal service net position of \$258,280 has been allocated to the business-type activities related to Highway activities. The remaining assets, liabilities and net position of the internal service funds have been included within the governmental activities.

Proprietary fund financial statements provide the same type of information as the government-wide financial statements, only in more detail. The proprietary fund financial statements provide separate information for Edgewater Haven Nursing Home, Norwood Health Center and the Highway Department are considered major funds of the County. Conversely, the internal service funds have been combined into single aggregated presentations in the governmental activities and business-type activities financial statements. Individual fund data for the internal service funds is provided in the form of a combining statement elsewhere in this report.

The basic proprietary fund financial statement can be found on pages 41-43 of this report.

Notes to the Financial Statements – The notes provide additional information that is essential to a full understanding of the data provided in the government-wide and fund financial statements. The notes to the financial statements can be found on pages 45-84 of this report.

Other information – The combining statements referred to earlier in connection with non-major governmental funds and internal service funds are presented immediately following the notes to the financial statements. Combining and individual fund statements and schedules can be found on pages 87-108 of this report.

Government-wide Financial Analysis

As noted earlier, net position may serve over time as a useful indicator of a government's financial position. In the case of Wood County, assets and deferred outflows exceeded liabilities and deferred inflows of resources by \$114,248,098 at the close of the fiscal year ended December 31, 2019.

WOOD COUNTY'S Net Position						
	Governmental Activities		Business-type Activities		Total	
	2019	2018	2019	2018	2019	2018
Current and other assets	\$ 75,690,551	\$ 72,879,245	\$ 458,362	\$ 2,584,021	\$ 76,148,913	\$ 75,463,266
Capital assets	98,729,277	97,911,734	12,106,641	11,489,507	110,835,918	109,401,241
Total assets	<u>174,419,828</u>	<u>170,790,979</u>	<u>12,565,003</u>	<u>14,073,528</u>	<u>186,984,831</u>	<u>184,864,507</u>
Deferred outflows of resources	14,093,023	7,893,405	4,754,744	2,746,216	18,847,767	10,639,621
Long-term liabilities outstanding	39,949,184	33,038,461	4,617,837	2,721,734	44,567,021	35,760,195
Other liabilities	8,961,956	7,070,079	815,822	804,380	9,777,778	7,874,459
Total liabilities	<u>48,911,140</u>	<u>40,108,540</u>	<u>5,433,659</u>	<u>3,526,114</u>	<u>54,344,799</u>	<u>43,634,654</u>
Deferred inflows of resources	34,784,537	35,093,814	2,455,164	2,924,286	37,239,701	38,018,100
Net position:						
Net investment in capital assets	75,667,820	75,092,002	12,106,641	11,489,507	87,774,461	86,581,509
Restricted	310,516	51,461	-	-	310,516	51,461
Unrestricted	28,838,838	28,338,567	(2,675,717)	(1,120,163)	26,163,121	27,218,404
Total net position	<u>\$ 104,817,174</u>	<u>\$ 103,482,030</u>	<u>\$ 9,430,924</u>	<u>\$ 10,369,344</u>	<u>\$ 114,248,098</u>	<u>\$ 113,851,374</u>

By far the largest portion of the County's net position (76.83 percent) reflects its investment in capital assets (e.g. land, buildings, machinery and equipment); less any related debt used to acquire those assets that is still outstanding. The County uses these capital assets to provide services to citizens; consequently, these assets are not available for future spending. Although the County's investment in its capital assets is reported net of related debt, it should be noted that the resources needed to repay this debt must be provided from other sources, since the capital assets themselves cannot be used to liquidate these liabilities.

An additional portion of the County's net position 0.27 percent represents resources that are subject to external restrictions on how they may be used. The remaining balance of unrestricted net position \$26,163,121 may be used to meet the government's ongoing obligations to citizens and creditors.

At the end of the current fiscal year, the County is able to report positive balances in all categories of net position for the government as a whole. The same situation held true for the prior fiscal year.

The governmental activities unrestricted net position increased \$500,271 from \$28,338,567 to \$28,838,838 during the current fiscal year.

The Business-type activities the net position decreased by (\$938,420) from \$10,369,344 to \$9,430,924 during the current fiscal year.

Governmental activities

Governmental activities increased the County's net position by \$1,335,144 overall or 1.29%. Key elements of this increase from 2018 to 2019 are as follows:

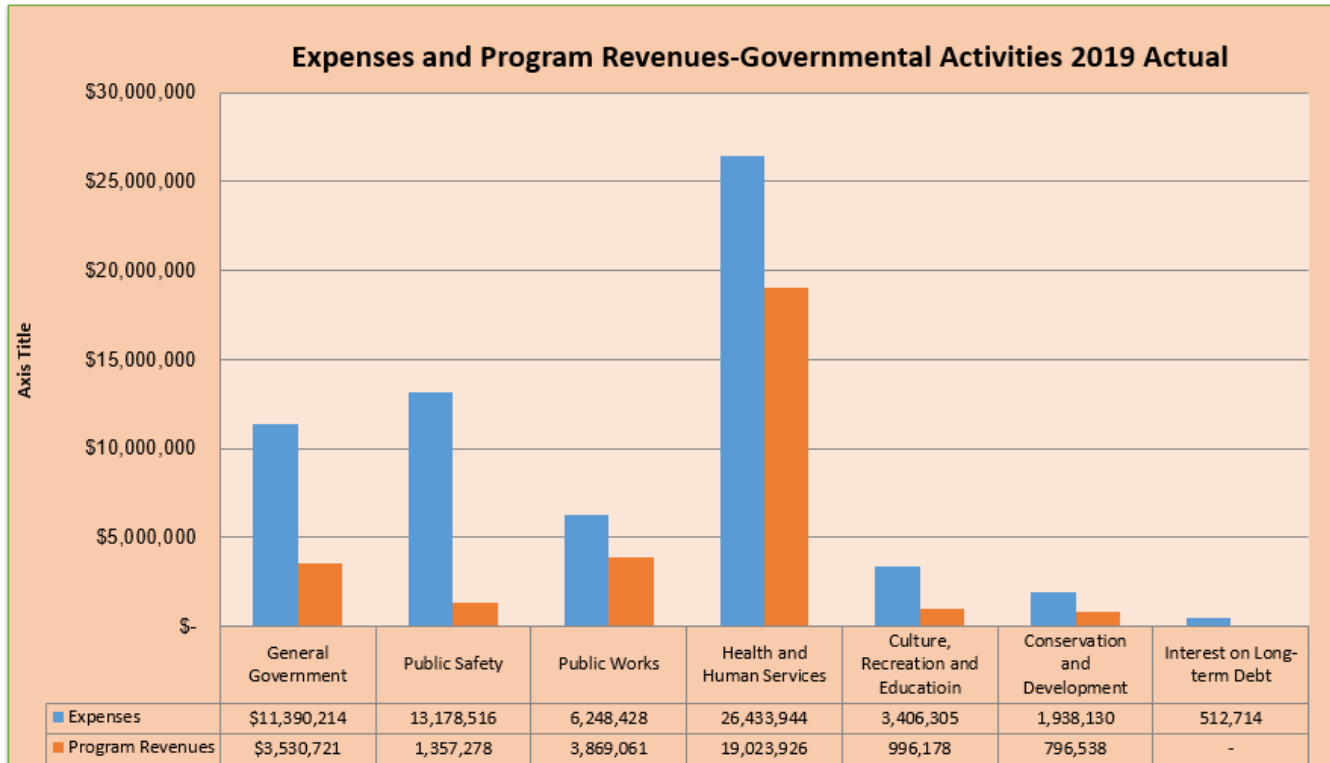
WOOD COUNTY'S Changes in Net Position						
	Governmental Activities		Business-type Activities		Total	
	2019	2018	2019	2018	2019	2018
Revenues:						
Program revenues						
Charges for services	\$ 10,220,935	\$ 9,943,508	\$ 15,813,989	\$ 18,327,230	\$ 26,034,924	\$ 28,270,738
Operating grants and contributions	19,352,767	18,965,112	298,696	253,465	19,651,463	19,218,577
Capital grants and contributions	-	-	503,415	511,746	503,415	511,746
General revenues:						
Property taxes	23,355,917	23,709,503	3,768,007	2,545,084	27,123,924	26,254,587
Sales and other taxes	5,728,972	6,020,145	-	-	5,728,972	6,020,145
Grants and contributions not restricted to specific program	3,684,635	3,153,975	-	-	3,684,635	3,153,975
Other	628,746	934,483	49,842	69	678,588	934,552
Total revenues	62,971,972	62,726,726	20,433,949	21,637,594	83,405,921	84,364,320
Expenses:						
General government	11,390,214	10,304,224	-	-	11,390,214	10,304,224
Public safety	13,178,516	11,610,610	-	-	13,178,516	11,610,610
Health and social services	26,433,944	24,659,815	15,920,139	15,205,301	42,354,083	39,865,116
Highway	6,248,428	5,403,750	3,980,807	6,085,128	10,229,235	11,488,878
Culture, recreation and education	3,406,305	3,229,758	-	-	3,406,305	3,229,758
Conservation and development	1,938,130	1,750,303	-	-	1,938,130	1,750,303
Interest on long-term debt	512,714	477,559	-	-	512,714	477,559
Total expenses	63,108,251	57,436,019	19,900,946	21,290,429	83,009,197	78,726,448
Increase (decrease) in net position before transfers	(136,279)	5,290,707	533,003	347,165	396,724	5,637,872
Transfers	1,471,423	(247,584)	(1,471,423)	247,584	-	-
Increase (decrease) in net position	1,335,144	5,043,123	(938,420)	594,749	396,724	5,637,872
Net position Beginning of year	103,482,030	98,438,907	10,369,344	9,774,595	113,851,374	108,213,502
Net position End of year	\$ 104,817,174	\$ 103,482,030	\$ 9,430,924	\$ 10,369,344	\$ 114,248,098	\$ 113,851,374

The County's governmental activities program revenues increased by \$665,082 overall or 2.3%. The majority of this increase was in operating grants and contributions. The largest contributing factor was an increase in state aid related to law enforcement and corrections.

The County's governmental activities general revenues decreased by (\$419,836) overall or (1.24%). The majority of this decrease was within taxes. The County increased their G.O. Debt by \$1.445 million from 2018 to 2019. Property taxes levied for governmental activities were down about (\$210,007) in 2019 and County sales taxes were down (\$291,173).

Governmental activities expenses increased \$5,672,232 overall or 9.88%. The majority of this increase was split between public safety (\$1,567,906) and health and social services (\$1,774,129).

The following graphs show the allocation of Wood County's governmental activities revenues and expenses.



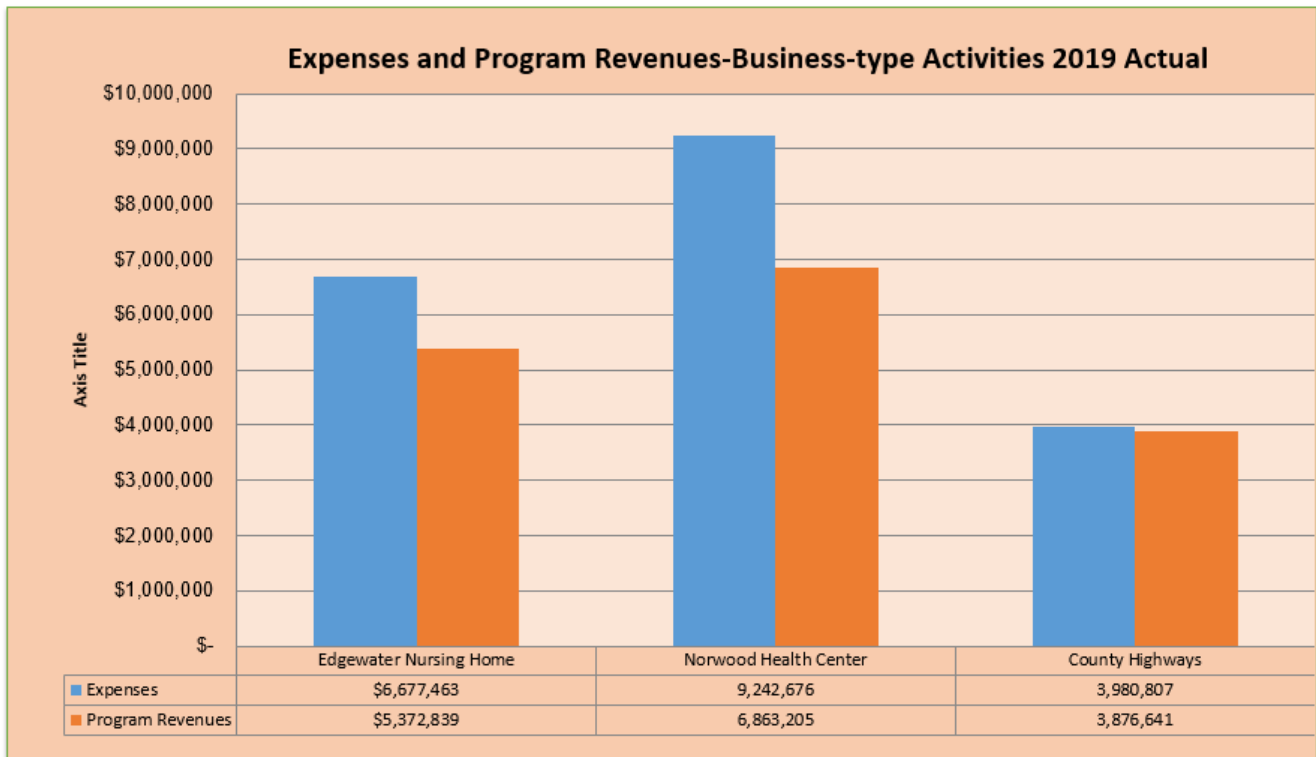
Business-type activities

The business-type activities decreased the County's net position by (\$938,420) overall or (9.05%).

The County's business-type activities program revenues decreased by (\$2,476,341) overall or (12.97%). The decrease was due to a reduction in highway charges for service from the State of Wisconsin.

The County's business-type activities expenses decreased (\$1,389,483) overall or (6.53%).

The following graphs show the allocation of Wood County's business-type activities revenues and expenses.



Financial Analysis of the County's Funds

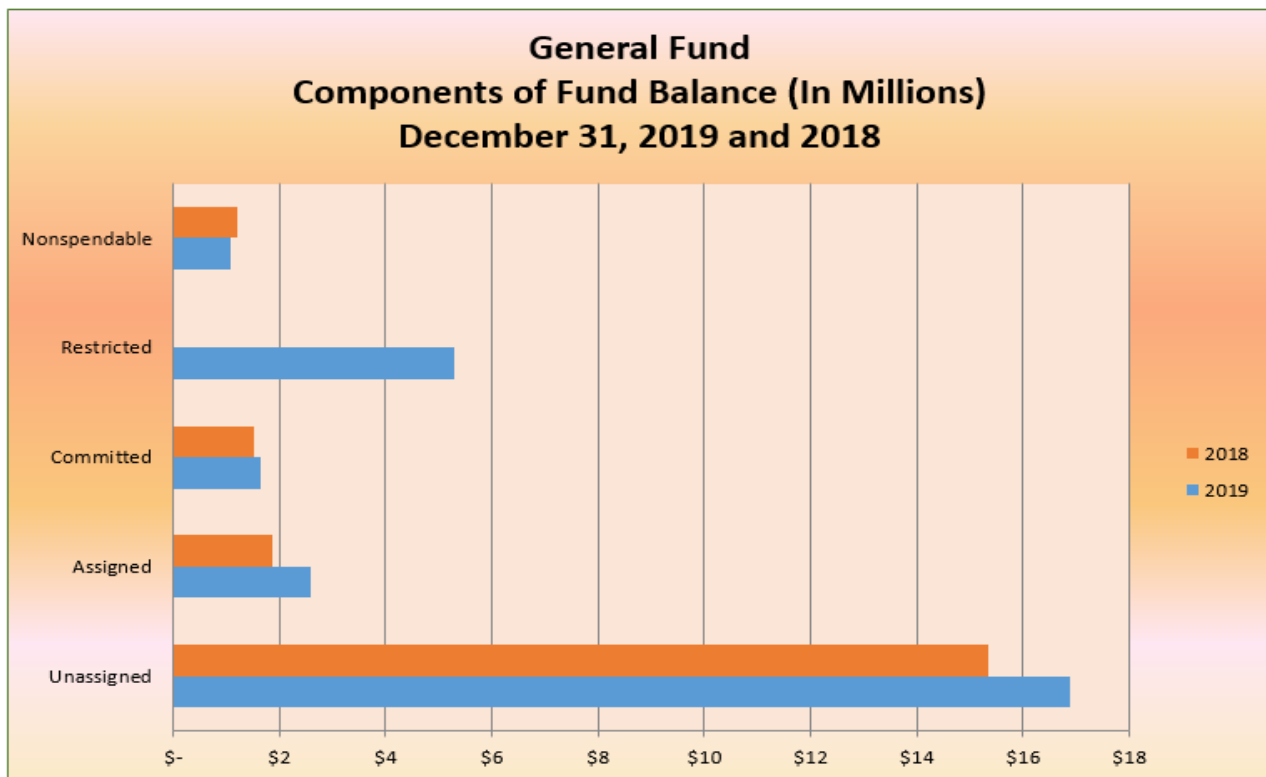
As noted earlier, the County uses fund accounting to ensure and demonstrate compliance with finance-related legal requirements.

Governmental funds – The focus of the County's governmental funds is to provide information on near-term inflows, outflows, and balances of spendable resources. Such information is useful in assessing the County's financing requirements. In accordance with GASB Statement 54, changes in the equity section are designed to indicate the extent in which the government is bound to honor constraints on the specific purpose for which the amounts in the fund can be spent. In particular, unassigned fund balance may serve as a useful measure of a government's net resources available for spending at the end of the fiscal year.

As of December 31, 2019, the County's governmental funds reported combined ending fund balances of \$27,524,417, an increase of \$2,684,731 in comparison with the prior year fund balances of \$24,839,686. Approximately 61 percent of this amount \$16,903,727 constitutes *unassigned fund balance*, which is available for spending at the County's discretion. The remainder of fund balance is *nonspendable, restricted, committed or assigned* to indicate that it is not available for new spending because it has already been earmarked.

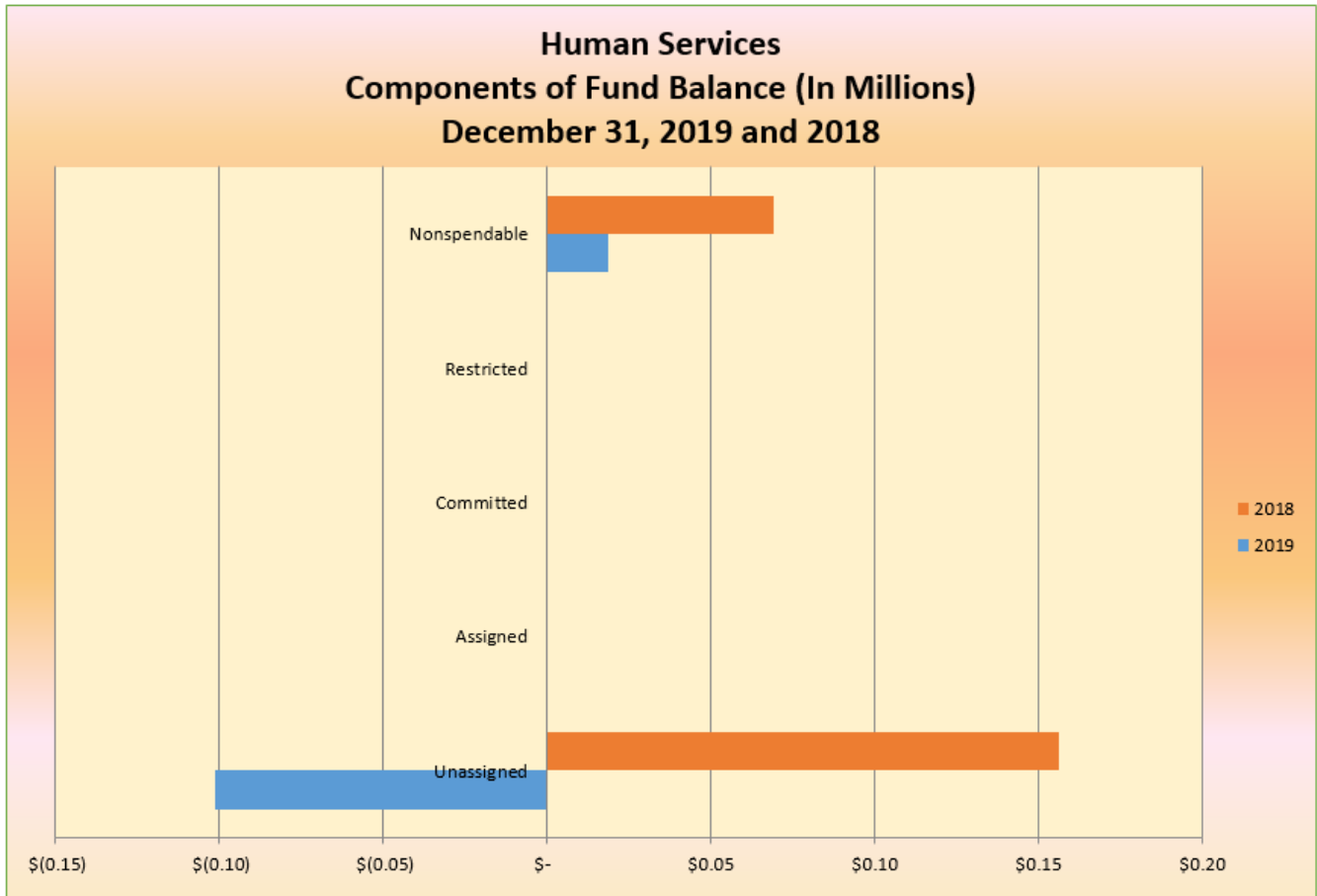
- The nonspendable fund balance are amounts that are not spendable in form or are required to be maintained intact. As of the end of the current year, the County's governmental nonspendable fund balance of \$1,078,067 constitutes:
 - \$440,191 for inventory and prepaids
 - \$637,876 for delinquent property taxes

- The restricted fund balance are amounts that are constrained for specific purpose by external parties, constitutional provision or enabling legislation. As of the end of the current year, the County’s governmental restricted fund balance of \$5,298,239 constitutes:
 - \$4,987,723 for capital projects
 - \$310,516 for debt service
- The committed fund balance are amounts constrained to a specific purpose by the county board of supervisors. To be reported as committed, amounts cannot be used for any other purpose, unless the board of supervisors approves a change by resolution. As of the end of the current year, the County’s governmental committed fund balance constitutes nonlapsing fund balances of \$1,645,252.
- The assigned fund balance is amounts that are constrained for specific purpose and are not available for spending. The assigned fund balance of \$2,599,132 constitutes:
 - \$1,047,116 for Special Revenue Funds
 - \$1,552,016 for committed County Highway

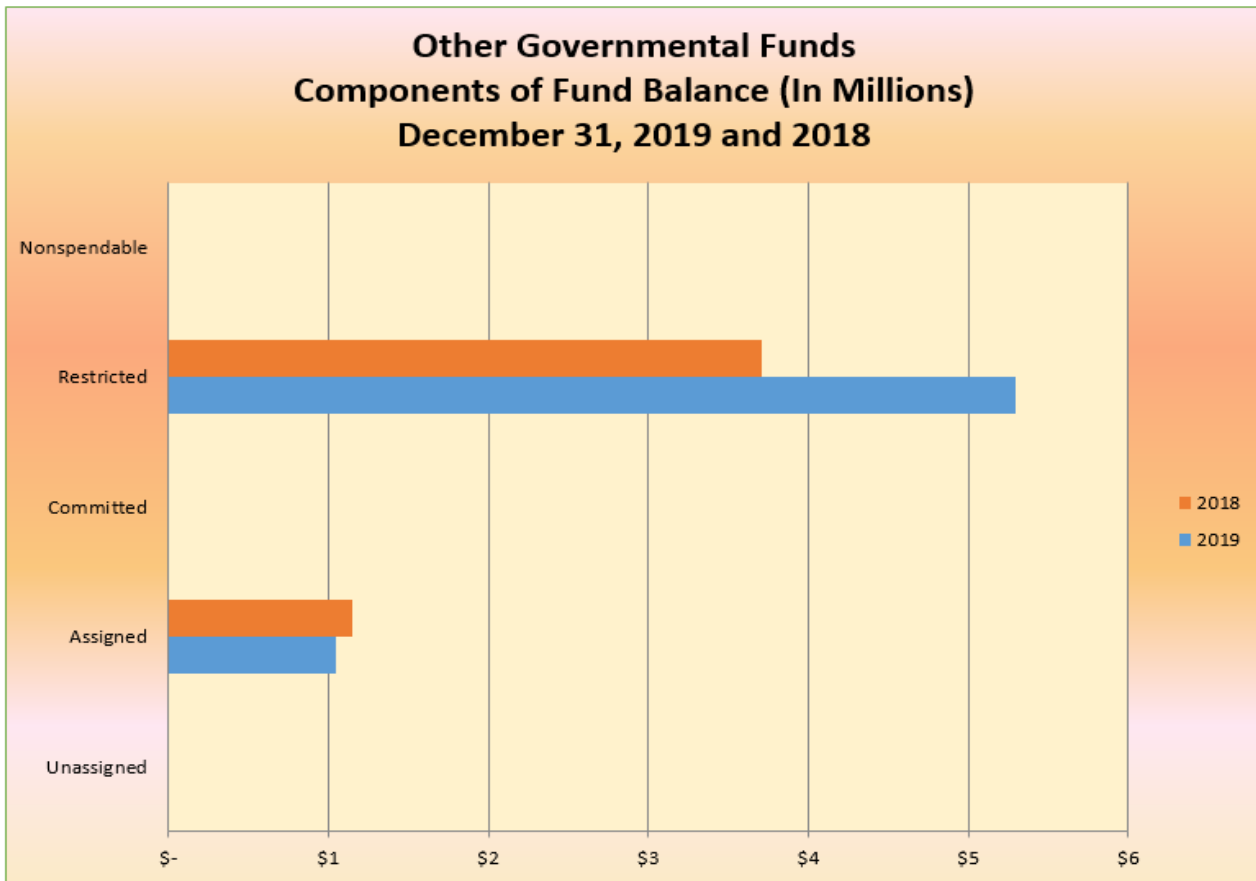


The General Fund is the chief operating fund of the County. At the end of 2019, unassigned spendable fund balance of the general fund was \$17,004,838, while total fund balance amounted to \$21,261,445. As a measure of the General Fund’s liquidity, it may be useful to compare both unassigned spendable fund balance and total fund balance to total expenditures. Unassigned spendable fund balance represents 38.22 percent (38.13 percent for 2018) of total General Fund expenditures, while total fund balance represents 61.78 percent (61.62 percent for 2018) of that same amount.

The fund balance of the County's General Fund increased \$1,338,042 from \$19,923,403 to \$21,261,445 during 2019. In 2019 the General Fund was over budget for revenues and under budget for expenses. Revenues increased in Local Roads Improvement Plan, Sales Tax, Interest and Penalties on Taxes (sold more tax deeded property), Miscellaneous Revenue and Transfers In from Special Revenues. The expenditures increased in General Government and Public Safety while there was a decreased in Bituminous Operations. Public Health and Conservation and Development and transfers to Enterprise Funds.



The fund balance (deficit) in Human Services Special Revenue Fund decreased (\$131,145) from \$48,762 to (\$82,383) in 2019. In 2019 the Human Services Special Revenue Fund was over budget for revenues and under budget for expenses. The biggest increase in expenses was for economic support services and Mental health/AODA.



Non-major Special Revenue assigned fund balances decreased (\$107,577) from \$1,154,693 to \$1,047,116 in 2019.

The capital projects funds have a combined fund balance of \$4,987,723 at the end of 2019 (an increase of \$1,326,355. This includes construction of County capital projects for the Highway, capital equipment and renovations for the courthouse.

The debt service fund increased \$259,055. The funds will be used to reduce the 2020 debt service tax levy.

Proprietary Funds – The County’s proprietary funds provide the same type of information found in the government-wide financial statements, but in more detail.

Unrestricted net position (deficits) for each of the enterprise funds at the end of the year were as follows:

Edgewater Haven Nursing Home	(\$139,835)
Norwood Health Center	(\$1,393,216)
Highway	(\$1,400,946)

The explanation of the changes in the unrestricted net position was discussed earlier in this report.

General Fund Budgetary Highlights

The adjustments to the general fund 2019 budget were as follows:

	Uses	Sources			
	Expenditures & Other Uses	Revenues & Other Sources	Tax Levy	Transfers from (to) Reserves	Total
Adopted Budget	\$ 35,037,218	\$ 20,297,626	\$ 11,024,788	\$ 3,714,804	\$ 35,037,218
Transfers out to other funds					
Special Revenue	-	-	-	-	-
Contingency	(216,361)	-	-	(216,361)	(216,361)
Appropriate Additional Revenues	-	486,507	-	489,382	975,889
Appropriate Additional Expenditures	975,889	-	-	-	-
Reappropriate Non-lapsing Balances	-	-	-	-	-
Revised Budget	\$ 35,796,746	\$ 20,784,133	\$ 11,024,788	\$ 3,987,825	\$ 35,796,746

The increases in the budget for additional revenues of \$560,577 for Revenues & Other Sources were for the Highway \$254,901, Parks \$73,950, Sheriff \$111,326, Public Health – Sanitation \$38,853, WIC \$41,541, Risk Management 25,000, and Others \$15,006.

The increases in budget for additional expenditures of \$676,010 for Public Health \$188,850, Sheriff \$242,835, Highway \$254,901, and General Government and Others (\$10,576). Addition expenditures transferred to Special Revenue to other Funds are Sheriff \$20,000.

Significant budget overages relate to unexpected computer systems outlay (\$199,771), increased road construction aid paid to local governments (\$468,937), and higher than expected maintenance costs on the County's highway system (\$325,179).

Capital Asset and Debt Administration

Capital assets – Wood County's capital assets for its governmental and business type activities as of December 31, 2019, amounts to \$110,835,918 (net of accumulated depreciation). Capital assets include land, buildings, improvements, machinery and equipment, park facilities, highways, bridges and culverts. The net capital assets increased \$1,434,677 (\$817,543 increase in governmental and \$617,134 increase in business-type).

Major capital asset events during the current fiscal year included the following:

- Net decrease in Land and Land Improvements (\$103) thousand
- Net decrease in Buildings and improvements (\$725) thousand
- Net increase in Capital Assets for Machinery and Equipment of \$38 thousand
- Net increase in Construction Work in Progress \$506 thousand
- Net increase in Highway infrastructure projects of \$1.1 million
- Net increase in Business-type Activities of Land and Land Improvements \$14 thousand
- Net increase in Business-type Activities of Buildings and Improvements \$111 thousand
- Net increase in Business-type Activities of Machinery and Equipment \$409 thousand
- Net increase in Business-type Activities of Construction Work in Progress \$409 thousand

WOOD COUNTY'S Capital Assets (net of depreciation)			
	Governmental Activities	Business-type Activities	Total
Land and Land Improvements	\$ 5,607,702	\$ 423,972	\$ 6,031,674
Buildings	17,609,036	5,452,997	23,062,033
Machinery and Equipment	6,133,866	6,121,721	12,255,587
Construction Work in Progress	877,668	82,016	959,684
Infrastructure	68,501,005	25,935	68,526,940
Total	<u>\$ 98,729,277</u>	<u>\$ 12,106,641</u>	<u>\$ 110,835,918</u>

Additional information on Wood County's capital assets can be found in note IV A(3) on pages 64-65 of this report.

Long-term debt – The County's general obligation debt increased \$1,445,000 from \$25,490,000 to \$26,935,000 during 2019. The summary of outstanding debt is as follows:

WOOD COUNTY'S Outstanding General Obligation Debt		
	Governmental and Business- type Activities	
	2019	2018
General Obligation Tax-exempt Bonds		
2012 Tax-exempt Bonds	\$ 845,000	\$ 1,260,000
2104 Promissory Notes	2,465,000	2,905,000
2015 Promissory Notes	4,060,000	4,825,000
2016 Promissory Notes	7,195,000	8,140,000
2017 Promissory Notes	4,430,000	4,920,000
2017 State Trust Fund	-	-
2018 Promissory Notes	3,095,000	3,440,000
2019 Promissory Notes	4,845,000	-
Total	<u>\$ 26,935,000</u>	<u>\$ 25,490,000</u>

There was a new debt issued in 2019:

- \$4,845,000 with two purposes:
 - \$2,300,000 for 2019 highway construction projects
 - \$2,545,000 Courthouse Capital Projects

Wood County received an Aa1 rating from Moody's for the County's most recent debt issue in 2019.

State statutes limit the amount of general obligation debt a governmental entity may issue to 5 percent of its total equalized valuation. Wood County is at 9.67 percent of its legal debt limit of \$252 million.

Additional information on Wood County's long-term debt can be found in note IV B(5) on pages 78-79 of this report.

Economic Factors and Next Year's Budgets and Rates

- The County has hired a firm to do a new wage study in 2019. Until that time the County will continue to follow the existing wage plan in 2020 with step increases for most positions.
- The average unemployment rate for Wood County was 3.84 percent in 2019, which is up from the 3.45 percent average rate in 2018.
- The County's operating tax mil rate decreased .53 from \$4.85 to \$4.32 while the debt service tax rate increased from \$0.65 to \$0.79 to fund the debt service on the new Highway borrowing and the Capital Projects for equipment and building renovations.
- The increase in equalized valuation due to net new construction for Wood County was 1.57 percent.
- Health Insurance was decreased by 5.21 percent in 2020 to help maintain the balances in the reserve for 2020.

All of these factors were considered in preparing the Wood County budget for 2020.

Requests for Information

This financial report is designed to provide a general overview of Wood County's finances for all those with an interest in the County's finances. Questions concerning any of the information provided in this report, or requests for additional financial information should be addressed to the Wood County Finance Department.

BASIC FINANCIAL STATEMENTS

WOOD COUNTY, WISCONSIN

Statement of Net Position

December 31, 2019

	<u>Governmental Activities</u>	<u>Business-type Activities</u>	<u>Total</u>
Assets			
Cash and investments	\$ 35,964,718	\$ 427,859	\$ 36,392,577
Receivables:			
Delinquent property taxes	2,231,558	-	2,231,558
Current property tax	27,596,562	-	27,596,562
Miscellaneous	1,784,907	2,092,730	3,877,637
Due from other governments	1,510,556	1,258,523	2,769,079
Internal balances	5,045,035	(5,045,035)	-
Inventory of supplies, at cost	4,201	1,519,781	1,523,982
Prepaid items	435,990	183,419	619,409
Restricted Assets:			
Cash	1,117,024	21,085	1,138,109
Capital assets (net of accumulated depreciation)			
Land and land improvements	5,607,702	423,972	6,031,674
Buildings	17,609,036	5,452,997	23,062,033
Machinery & equipment	6,133,866	6,121,721	12,255,587
Construction work in progress	877,668	82,016	959,684
Infrastructure	68,501,005	25,935	68,526,940
Total Assets	<u>174,419,828</u>	<u>12,565,003</u>	<u>186,984,831</u>
Deferred Outflows of Resources			
Related to OPEB	57,924	25,115	83,039
Related to Pensions	14,035,099	4,729,629	18,764,728
	<u>14,093,023</u>	<u>4,754,744</u>	<u>18,847,767</u>
Total Assets and Deferred Outflows of Resources	<u>\$ 188,512,851</u>	<u>\$ 17,319,747</u>	<u>\$ 205,832,598</u>
Liabilities			
Current Liabilities:			
Accounts payable	\$ 2,761,202	\$ 37,730	\$ 2,798,932
Payroll withholdings	306,410	-	306,410
Accrued compensation	1,214,515	517,102	1,731,617
Accrued interest	149,667	-	149,667
Due to other governments	3,383,186	94,127	3,477,313
Unearned revenue	29,952	145,779	175,731
Special deposits	1,117,024	21,084	1,138,108
Noncurrent Liabilities:			
Due within one year	5,432,366	567,152	5,999,518
Due in more than one year	34,516,818	4,050,685	38,567,503
Total Liabilities	<u>48,911,140</u>	<u>5,433,659</u>	<u>54,344,799</u>
Deferred Inflows of Resources:			
Related to pensions	7,114,213	2,422,704	9,536,917
Related to OPEB	74,864	32,460	107,324
Property taxes for subsequent year	27,595,460	-	27,595,460
Total Deferred Inflows of Resources	<u>34,784,537</u>	<u>2,455,164</u>	<u>37,239,701</u>
Total Liabilities and Deferred Inflows of Resources	<u>83,695,677</u>	<u>7,888,823</u>	<u>91,584,500</u>
Net Position			
Net investment in capital assets	75,667,820	12,106,641	87,774,461
Restricted for:			
Debt service	310,516	-	310,516
Unrestricted	28,838,838	(2,675,717)	26,163,121
Total Net Position	<u>104,817,174</u>	<u>9,430,924</u>	<u>114,248,098</u>
Total Liabilities, Deferred Inflows of Resources and Net Position	<u>\$ 188,512,851</u>	<u>\$ 17,319,747</u>	<u>\$ 205,832,598</u>

The notes to the financial statements are an integral part of this statement

WOOD COUNTY, WISCONSIN
Statement of Activities

For the year ended December 31, 2019

Functions/Programs:	Expenses	Program Revenues	
		Charges for Services	Operating Grants and Contributions
Governmental activities:			
General government	\$ 11,390,214	\$ 2,897,201	\$ 633,520
Public safety	13,178,516	593,798	763,480
Public works	6,248,428	1,083,066	2,785,995
Health and social services	26,433,944	4,534,991	14,488,935
Culture, recreation and education	3,406,305	777,464	218,714
Conservation and development	1,938,130	334,415	462,123
Interest and fiscal charges	512,714	-	-
Total governmental activities	63,108,251	10,220,935	19,352,767
Business-type activities:			
Edgewater Haven Nursing Home	6,677,463	5,358,780	14,059
Norwood	9,242,676	6,578,568	284,637
Highway	3,980,807	3,876,641	-
Total business-type activities	19,900,946	15,813,989	298,696
Totals	\$ 83,009,197	\$ 26,034,924	\$ 19,651,463

General Revenues:

- Property taxes
- County sales tax
- Grants and contributions not restricted to specific programs
- Payment in lieu of taxes
- Unrestricted investment earnings (loss)
- Gain on sale of capital assets

Transfers

- Total general revenues and transfers

Change in net position

Net Position -January 1

Net Position-December 31

The notes to the financial statements are an integral part of this statement.

Net (Expense) Revenue and Changes in Net Position			
Capital Grants and Contributions	Governmental Activities	Business-type Activities	Total
\$ -	\$ (7,859,493)	\$ -	\$ (7,859,493)
-	(11,821,238)	-	(11,821,238)
-	(2,379,367)	-	(2,379,367)
-	(7,410,018)	-	(7,410,018)
-	(2,410,127)	-	(2,410,127)
-	(1,141,592)	-	(1,141,592)
-	(512,714)	-	(512,714)
-	(33,534,549)	-	(33,534,549)
154,686	-	(1,149,938)	(1,149,938)
348,729	-	(2,030,742)	(2,030,742)
-	-	(104,166)	(104,166)
503,415	-	(3,284,846)	(3,284,846)
<u>\$ 503,415</u>	<u>(33,534,549)</u>	<u>(3,284,846)</u>	<u>(36,819,395)</u>
	23,355,917	3,768,007	27,123,924
	5,728,972	-	5,728,972
	3,684,635	-	3,684,635
	18,662	-	18,662
	610,084	93	610,177
	-	49,749	49,749
	1,471,423	(1,471,423)	-
	<u>34,869,693</u>	<u>2,346,426</u>	<u>37,216,119</u>
	1,335,144	(938,420)	396,724
	<u>103,482,030</u>	<u>10,369,344</u>	<u>113,851,374</u>
	<u>\$ 104,817,174</u>	<u>\$ 9,430,924</u>	<u>\$ 114,248,098</u>

WOOD COUNTY, WISCONSIN

Balance Sheet
Governmental Funds

December 31, 2019

	General Fund	Human Services Fund	Other Governmental Funds	Total
ASSETS				
Cash and temporary cash investments	\$ 28,086,846	\$ 532,323	\$ 289,372	\$ 28,908,541
Receivables:				
Delinquent property taxes	2,231,558	-	-	2,231,558
Current property tax	27,596,562	-	-	27,596,562
Miscellaneous	802,536	744,436	237,934	1,784,906
Due from other governments	-	1,482,407	28,149	1,510,556
Due from other funds	-	1,648,051	6,242,054	7,890,105
Inventory of supplies, at cost	4,201	-	-	4,201
Prepaid items	417,262	18,728	-	435,990
Total Assets	\$ 59,138,965	\$ 4,425,945	\$ 6,797,509	\$ 70,362,419
LIABILITIES AND FUND BALANCES				
Liabilities:				
Accounts payable	\$ 1,841,346	\$ 21,298	\$ 28,781	\$ 1,891,425
Payroll withholdings	306,410	-	-	306,410
Accrued compensation	660,045	471,311	41,651	1,173,007
Special deposits	925,426	11,851	179,747	1,117,024
Due to other governments	651,145	2,725,453	1,140	3,377,738
Due to other funds	5,650,491	-	189,760	5,840,251
Unearned Revenue	2,971	15,906	11,075	29,952
Total Liabilities	10,037,834	3,245,819	452,154	13,735,807
DEFERRED INFLOWS OF RESOURCES				
Unavailable revenues-charges for services	-	1,262,509	-	1,262,509
Unavailable revenues-property taxes	244,226	-	-	244,226
Property taxes for subsequent year	27,595,460	-	-	27,595,460
Total Deferred Inflows of Resources	27,839,686	1,262,509	-	29,102,195
FUND BALANCE (DEFICITS)				
Nonspendable	1,059,339	18,728	-	1,078,067
Restricted	-	-	5,298,239	5,298,239
Committed	1,645,252	-	-	1,645,252
Assigned	1,552,016	-	1,047,116	2,599,132
Unassigned	17,004,838	(101,111)	-	16,903,727
Total Fund Balances (deficit)	21,261,445	(82,383)	6,345,355	27,524,417
Total Liabilities, Deferred Inflows of Resources and Fund Balances (deficit)	\$ 59,138,965	\$ 4,425,945	\$ 6,797,509	\$ 70,362,419

Amounts reported for governmental activities in the statement of net position are different because:

Fund balance from above	\$ 27,524,417
Capital assets used in governmental activities are not financial resources and, therefore, are not reported in funds	86,183,470
Internal service funds are used by management to charge the costs of building maintenance, employee health benefits and workers compensations and other post-employment benefits to individual funds. The assets and liabilities are included in governmental activities in the statement of net position.	\$ 23,077,781
Less Internal Service Fund deficit allocated to Highway enterprise fund.	<u>(258,279)</u>
Unavailable revenue on delinquent property taxes and Human Services public charges recognized as revenue on the entity-wide	1,506,734
Long-term liabilities, including notes payable, capital leases, compensated absences as well as accrued interest and unamortized discounts are not due and payable in the current period and therefore are not reported in the funds.	<u>(33,216,949)</u>
Net Position of Governmental Activities	\$ 104,817,174

The notes to the financial statements are an integral part of this statement.

WOOD COUNTY, WISCONSIN
Statement of Revenues, Expenditures, and Changes in Fund Balances
Governmental Funds

For the Year Ended December 31, 2019

	General Fund	Human Services Fund	Other Governmental Funds	Total Governmental Funds
REVENUES				
Taxes	\$ 17,278,160	\$ 7,514,241	\$ 4,597,545	\$ 29,389,946
Intergovernmental Revenues	7,546,527	12,855,132	1,427,027	21,828,686
Licenses and Permits	487,107	-	146,611	633,718
Fines, Forfeits and Penalties	242,254	-	11,051	253,305
Public Charges for Services	2,159,911	4,125,871	157,726	6,443,508
Intergovernmental Charges for Services	4,120,773	68,000	-	4,188,773
Investment Income	610,286	98	5,429	615,813
Miscellaneous	389,129	58,319	755,539	1,202,987
Total Revenues	32,834,147	24,621,661	7,100,928	64,556,736
EXPENDITURES				
Current:				
General Government	8,052,168	-	1,033,400	9,085,568
Public Safety	12,504,321	-	48,956	12,553,277
Public Works	6,895,328	-	27,500	6,922,828
Health and Human Services	3,037,187	22,494,661	234,998	25,766,846
Culture, Recreation and Education	3,185,249	-	175,924	3,361,173
Conservation and Development	828,126	-	1,011,669	1,839,795
Capital Outlay:				
General Government	199,771	-	421,365	621,136
Public Safety	-	-	128,895	128,895
Public Works	-	-	3,072,014	3,072,014
Health and Human Services	-	-	496,873	496,873
Culture, Recreation and Education	-	-	108,261	108,261
Debt Service:				
Principal Retirement	-	-	3,400,000	3,400,000
Interest and Fiscal Charges	-	-	610,620	610,620
Total Expenditures	34,702,150	22,494,661	10,770,475	67,967,286
Excess (Deficiency) of Revenues Over (Under) Expenditures	(1,868,003)	2,127,000	(3,669,547)	(3,410,550)
OTHER FINANCING SOURCES (USES)				
Issuance of Debt	199,771	-	4,845,000	5,044,771
Premium on bonds/notes	-	-	80,863	80,863
Transfers in	3,232,037	-	225,763	3,457,800
Transfers out	(225,763)	(2,258,145)	(4,245)	(2,488,153)
Total Other Financing Sources (Uses)	3,206,045	(2,258,145)	5,147,381	6,095,281
Net Change in Fund Balance	1,338,042	(131,145)	1,477,834	2,684,731
Fund Balance (Deficit) - January 1	19,923,403	48,762	4,867,521	24,839,686
Fund Balance (Deficit) - December 31	\$ 21,261,445	\$ (82,383)	\$ 6,345,355	\$ 27,524,417

The notes to the financial statements are an integral part of this statement.

WOOD COUNTY, WISCONSIN

Reconciliation of the Statement of Revenues,
Expenditures, and Changes in Fund Balances of Governmental Funds
to the Statement of Activities

For the Year Ended December 31, 2019

Net change in fund balances - total governmental funds	\$	2,684,731
<p>Amounts reported for governmental activities in the statement of activities are different because:</p>		
<p>Governmental funds report capital outlays as expenditures. However, in the statement of activities the cost of those assets is allocated over their estimated useful lives and reported as depreciation expense. This is the amount by which capital outlay exceeded depreciation in the current period.</p>		
Capital outlay	\$ 5,016,749	
Depreciation	<u>(3,025,197)</u>	1,991,552
<p>Note and capital lease proceeds provide current financial resources to governmental funds, but issuing debt increases long-term liabilities in the statement of net position. Repayment of note and lease principal is an expenditure in the governmental funds, but the repayment reduces long-term liabilities in the statement of net position. This is the amount by which proceeds exceeded repayments.</p>		
		(1,644,771)
Increase in the Total OPEB liability and related amounts	(269,585)	
Less amount allocated to Business-type activities	<u>82,630</u>	(186,955)
Increase in the Net Pension Liability and related amounts	(2,672,808)	
Less amount allocated to Business-type activities	<u>745,831</u>	(1,926,977)
<p>Unavailable revenue in the governmental funds is reported as revenue on the entity-wide financial statements</p>		
		(290,142)
<p>Some expenses reported in the statement of activities do not require the use of current financial resources and therefore are not reported as expenditures in governmental funds</p>		
		(15,000)
<p>The net effect of various miscellaneous transactions involving capital assets (i.e. sales, trade-ins, and donations) to decrease net position.</p>		
		(26,875)
<p>Internal service funds are used by management to charge the costs of certain activities, such as building maintenance, employee health benefits and workers compensation claims, to individual funds. The net share of governmental revenue (expense) of the internal service funds is reported with governmental activities.</p>		
	910,907	
<p>Less amount allocated to Highway Enterprise Fund. Net loss of internal service funds related to Edgewater Haven Nursing Home is offset by transfer to General Fund</p>		
	<u>(161,326)</u>	749,581
Change in net position of governmental activities		<u>\$ 1,335,144</u>

The notes to the financial statements are an integral part of this statement.

WOOD COUNTY, WISCONSIN

Statement of Revenues, Expenditures, and Changes in Fund Balance - Budget and Actual

(Non-GAAP Budgetary Basis)

General Fund

For the Year Ended December 31, 2019

	Budgeted Amounts		Actual Amounts	Variance with Final Budget Positive(Negative)
	Original	Final		
REVENUES				
Taxes:				
General Property Taxes	\$ 11,024,788	\$ 11,024,788	\$ 10,906,599	\$ (118,189)
Forest Cropland/Managed Forest Land	25,000	25,000	60,783	35,783
General Sales and Retailers' Discount	-	-	217	217
Real Estate Transfer Fees	120,000	120,000	165,607	45,607
Interest and Penalties on Taxes	410,000	410,000	397,320	(12,680)
Payments in Lieu of Taxes	18,500	18,500	18,662	162
Total Taxes	11,598,288	11,598,288	11,549,188	(49,100)
Intergovernmental Revenues:				
Federal Grants-Emergency Government	-	-	4,341	4,341
State Shared Taxes-Shared Revenue	3,059,556	3,059,556	3,064,207	4,651
State Aid - Personal Property Aid	-	-	308,141	308,141
Other State Shared Revenues	291,141	291,141	220,567	(70,574)
State Aid-Victim Witness	73,300	73,300	70,956	(2,344)
State Grants-Courts	377,350	377,350	382,804	5,454
State Aid-Court Support Services	58,400	58,400	84,342	25,942
State Aid - Law Enforcement	121,000	232,326	404,105	171,779
State Grants-Other Law Enforcement	18,000	18,000	18,089	89
State Aid-Emergency Government	93,250	93,250	89,417	(3,833)
State Aids-Transportation	2,096,592	2,194,425	2,194,426	1
State Grants-Health Immunization	77,978	77,978	97,582	19,604
State Grants-Health WIC Program	360,000	401,541	379,228	(22,313)
State Aid-Health Cons Grant	66,766	79,766	70,945	(8,821)
State Aid-Other	11,500	11,500	11,500	-
State Grants-UW Extension	11,500	11,500	1,344	(10,156)
State Aid-Forestry	47,319	47,319	46,635	(684)
State Grants-Land Conservation	61,038	61,038	76,598	15,560
County Share Managed Forest Lands	20,000	20,000	21,300	1,300
Total Intergovernmental	6,844,690	7,108,390	7,546,527	438,137
Licenses and Permits:				
Business and Occupational Licenses	350,000	377,692	399,400	21,708
Utility Permits	1,050	1,050	3,500	2,450
Driveway Permits	860	860	1,740	880
DNR and ML Fees	54,250	54,250	65,624	11,374
Dog License Fund	1,000	1,000	1,000	-
Moving Permits	1,025	1,025	1,650	625
County Planner Plat Review Fees	7,500	7,500	3,675	(3,825)
Shoreland Zoning Fees and Permits	15,675	15,675	10,518	(5,157)
Total Licenses and Permits	431,360	459,052	487,107	28,055
Fines, Forfeits and Penalties:				
Branch I County Ordinance	1,700	1,700	1,880	180
County Share of Occupational Driver	200	200	240	40
County Share of State Fines and Forfeitures	152,000	152,000	141,085	(10,915)

WOOD COUNTY, WISCONSIN

Statement of Revenues, Expenditures, and Changes in Fund Balance - Budget and Actual

(Non-GAAP Budgetary Basis)

General Fund

For the Year Ended December 31, 2019

	Budgeted Amounts		Actual Amounts	Variance with Final Budget Positive(Negative)
	Original	Final		
County Parks Violation Fee	\$ 750	\$ 750	\$ 495	\$ (255)
County Forfeitures Revenue	92,000	92,000	98,554	6,554
Total Fines, Forfeits and Penalties	246,650	246,650	242,254	(4,396)
Public Charges for Services:				
County Clerk-Passport Fees	20,000	20,000	33,630	13,630
Treasurer Fees-Redemption Notices	4,000	4,000	12,666	8,666
Property Conversion Charges	1,000	1,000	2,787	1,787
Register of Deeds Fees	309,000	309,000	323,769	14,769
Register of Deeds Laredo Tapestry	3,800	3,800	-	(3,800)
Court Fees	170,000	170,000	160,115	(9,885)
Family Court Comm	12,700	12,700	11,789	(911)
Court/Juvenile	22,000	22,000	29,204	7,204
District Attorney	14,750	14,750	18,250	3,500
Court Fees and Costs-Circuit Court Br I	28,600	28,600	33,047	4,447
Court Fees and Costs-Circuit Court Br III	7,500	7,500	10,118	2,618
Court Fees and Costs-Marriage Counseling	7,600	7,600	7,460	(140)
Temporary Licenses	7,000	7,000	6,860	(140)
County Clerk Copy Fees	275	275	155	(120)
Human Resources	400	400	437	37
Sheriff-Public Charges	350	350	547	197
Sheriff Revenue-Civil Process Fees	60,000	60,000	68,316	8,316
Sheriff Cost Reimbursement/Witness Fees	53,000	53,000	53,980	980
Reserve Deputy Revenue	12,000	12,000	18,199	6,199
Sheriff Escort Service	30,000	30,000	31,214	1,214
Restitution	200	200	2,337	2,137
OWI Restitution	1,800	1,800	1,540	(260)
Cremation Revenue	60,000	60,000	61,600	1,600
Death Certificates	15,000	15,000	20,000	5,000
Jail Surcharge	35,000	35,000	30,438	(4,562)
Board of Prisoners Meals	347,678	347,678	264,154	(83,524)
Prisoner Housing Other Counties	18,000	18,000	14,232	(3,768)
Other County Transports	22,000	22,000	14,529	(7,471)
Jail Stay Fee	41,975	41,975	33,281	(8,694)
ID Cards	100	100	-	(100)
Health	76,500	76,500	97,623	21,123
County Parks Revenue	550,000	550,000	507,116	(42,884)
UW-Extension Project Revenue	3,050	3,050	4,752	1,702
County Forest Revenue	385,000	385,000	265,101	(119,899)
Fees and Sales	29,480	29,480	20,665	(8,815)
Total Public Charges for Services	2,349,758	2,349,758	2,159,911	(189,847)
Intergovernmental Charges for Services:				
Interdepartmental Charges	700	700	-	(700)
State Revenue-Highway	176,261	176,261	198,641	22,380
Intergovernmental Transfer Program Rev	-	-	3,277	3,277
Local Government Charges-Public Safety	30,000	30,000	34,575	4,575
Revenue from Districts-Roads	403,360	403,360	801,467	398,107
Revenue from Districts-Bridges	27,440	27,440	76,066	48,626
Local Government Charges-Sanitation	66,858	66,858	78,298	11,440
Local Government Charges-Other Governments	5,000	5,000	100	(4,900)
Local Government Charges-BNI (Materials)	2,500	2,500	1,737	(763)

WOOD COUNTY, WISCONSIN

Statement of Revenues, Expenditures, and Changes in Fund Balance - Budget and Actual

(Non-GAAP Budgetary Basis)

General Fund

For the Year Ended December 31, 2019

	Budgeted Amounts		Actual Amounts	Variance with Final Budget Positive(Negative)
	Original	Final		
Local Government Chgs-BNI (Staff)	\$ 850	\$ 850	\$ 424	\$ (426)
Local Government Chgs-Work Relief	14,200	14,200	15,594	1,394
Intergovernmental Charges-EM Vehicles	5,000.00	5,000.00	5,801.00	801.00
Intergovernmental Charges-EM Equipment	800	800	2,900	2,100
Department Charges-Gen Government	54,500	54,500	59,841	5,341
Department Charges-Clerk of Courts	7,000	7,000	10,033	3,033
Department Charges-Insurance	498,408	523,408	498,410	(24,998)
Department Charges-Gen Govt	12,000	12,000	10,259	(1,741)
Department Charges-Systems	145,420	145,420	144,310	(1,110)
Department Charges-Public Safety	21,500	21,500	27,619	6,119
Department Charges-Congregate meals	3,400	3,400	6,720	3,320
Department Charges-Highway	1,665,154	1,822,222	2,144,701	322,479
Total Intergovernmental Charges for Services	3,140,351	3,322,419	4,120,773	798,354
Investment Income:				
Interest Revenue	20	20	29	9
Unrealized Gain/Loss on Investment	(25,000)	(25,000)	100,413	125,413
Interest-Investment	80,000	80,000	200,019	120,019
Interest-General Investment	30,000	30,000	309,546	279,546
Interest-Section 125 & Health	2	2	6	4
Interest-Clerk of Courts	400	400	273	(127)
Total Investment Income	85,422	85,422	610,286	524,864
Miscellaneous:				
Rental Income	104,503	104,503	100,842	(3,661)
Sale of Property	142,000	142,000	160,698	18,698
Sale of Surplus Property	500	500	855	355
Sale of Salvage and Waste	3,500	3,500	3,540	40
Insurance Recoveries-Other	12,000	12,000	7,260	(4,740)
Donations-Other	30,000	30,000	43,202	13,202
Donated Federal Commodities	-	-	4,291	4,291
Donations & Contributions	45,000	56,161	40,591	(15,570)
Miscellaneous Revenue	200	200	27,850	27,650
Other Miscellaneous Revenue	178,192	178,192	-	(178,192)
Total Miscellaneous	515,895	527,056	389,129	(137,927)
Total Revenues	25,212,414	25,697,035	27,105,175	1,408,140

EXPENDITURES

General Government:

Committees and Commissions	217,128	217,128	191,055	26,073
Circuit Court Branch I	412,692	412,441	410,469	1,972
Circuit Court Branch II	122,773	122,773	116,184	6,589
Circuit Court Branch III	130,614	140,614	133,809	6,805
Drug Court	216,187	216,187	210,848	5,339
Divorce Mediation	25,000	25,000	18,700	6,300
Family Court Commissioner	65,000	65,000	65,000	-
Clerk of Courts	1,345,649	1,344,176	1,352,682	(8,506)
Coroner	160,607	160,607	167,522	(6,915)
District Attorney	310,587	322,279	300,542	21,737
Victim Witness Program	152,796	152,796	150,651	2,145

WOOD COUNTY, WISCONSIN

Statement of Revenues, Expenditures, and Changes in Fund Balance - Budget and Actual

(Non-GAAP Budgetary Basis)

General Fund

For the Year Ended December 31, 2019

	Budgeted Amounts		Actual Amounts	Variance with Final Budget Positive(Negative)
	Original	Final		
Corporation Counsel	\$ 310,953	\$ 310,643	\$ 287,847	\$ 22,796
Clerk	303,230	302,224	277,244	24,980
Postage Meter	14,000	14,000	12,610	1,390
Labor Relations	30,000	30,000	10,619	19,381
Personnel	416,329	415,754	402,108	13,646
Human Resources Programs	24,739	6,000	3,379	2,621
Elections	51,356	51,356	35,346	16,010
Data Processing	1,546,116	1,776,424	1,743,789	32,635
Voice Over IP	147,300	147,300	141,838	5,462
Information & Communication	18,500	18,500	12,388	6,112
Finance	468,458	467,934	464,993	2,941
Treasury	453,189	453,189	404,950	48,239
Purchasing	53,142	53,006	48,364	4,642
Contingency	450,000	233,639	-	233,639
Efficiency	25,000	23,000	16,616	6,384
Initiatives	25,000	25,000	24,300	700
Register of Deeds	464,196	463,224	456,619	6,605
Property and Liability Insurance	613,429	648,429	591,696	56,733
Total General Government	8,573,970	8,618,623	8,052,168	566,455
Public Safety:				
Sheriff Administration	2,662,120	2,753,446	2,608,853	144,593
Police Radio	231,548	231,548	183,905	47,643
Indian Law Enforcement	34,541	34,541	24,510	10,031
Traffic Police	3,172,419	3,192,419	3,025,912	166,507
Civil Service Commission	1,000	1,000	961	39
Fire Suppression	-	143,164	108,358	34,806
SARA Title III	52,814	52,814	44,980	7,834
Emergency Management	272,820	264,261	288,809	(24,548)
Building Numbering	3,000	3,000	1,476	1,524
Work Relief	186,011	186,011	176,713	9,298
Dispatch	1,802,348	1,801,711	1,775,456	26,255
Jail	2,725,304	2,741,849	2,667,029	74,820
Electronic Monitoring	221,737	221,737	197,117	24,620
P/T Safekeeper	1,388,247	1,388,247	1,374,053	14,194
Jail Surcharge	100,000	100,000	26,189	73,811
Total Public Safety	12,853,909	13,115,748	12,504,321	611,427
Public Works - Highway:				
Highway Administration	891,924	891,272	836,547	54,725
Bituminous Operations	1,882,296	2,035,047	1,780,218	254,829
Maintenance CTHS	2,731,104	2,873,444	3,198,623	(325,179)
County-Aid Road Construction	440,617	440,617	909,554	(468,937)
County-Aid Bridge Construction	200,422	200,422	170,386	30,036
Total Public Works	6,146,363	6,440,802	6,895,328	(454,526)
Health and Human Services:				
Public Health	1,800,536	1,798,552	1,753,001	45,551
County Nurse WIC Program	360,000	401,541	379,237	22,304
Public Health Grants	67,205	80,205	77,491	2,714
Humane Officer	35,485	50,485	44,869	5,616
Health-Dental Sealants	114,954	114,954	104,883	10,071
Health Sanitation Adams/Juneau	307,487	346,340	322,170	24,170

WOOD COUNTY, WISCONSIN

Statement of Revenues, Expenditures, and Changes in Fund Balance - Budget and Actual

(Non-GAAP Budgetary Basis)

General Fund

For the Year Ended December 31, 2019

	Budgeted Amounts		Actual Amounts	Variance with Final Budget Positive(Negative)
	Original	Final		
Veterans Relief	5,411	9,236	5,882	3,354
Veterans Service Officer	\$ 344,334	\$ 344,334	\$ 335,385	\$ 8,949
Veterans Relief Donations	300.00	300.00	281.00	19.00
Care of Veterans Graves	2,865	2,865	2,776	89
Veterans WDVA Grant	11,380	11,822	11,212	610
Total Health and Human Services	3,049,957	3,160,634	3,037,187	123,447
Culture, Recreation and Education:				
County Aid to Libraries	977,893	977,893	977,893	-
County Parks	1,652,723	1,651,877	1,608,903	42,974
Marshfield Fairgrounds	25,000	25,000	25,000	-
UW-Extension	522,198	524,198	465,543	58,655
UW-Wood County-Marshfield	47,872	47,872	47,872	-
UW-Extension Junior Fair	32,000	32,000	32,000	-
UW-Extension Projects	17,700	29,700	28,038	1,662
Total Culture, Recreation and Education	3,275,386	3,288,540	3,185,249	103,291
Conservation and Development:				
Land Conservation	257,756	292,522	277,241	15,281
Wildlife Damage Abatement	61,038	61,038	42,814	18,224
County Planner	387,190	387,190	386,484	706
Surveyor	44,304	44,304	44,243	61
Payment in Lieu of Tax	77,345	77,345	77,344	1
Total Conservation and Development	827,633	862,399	828,126	34,273
Capital Outlay				
Cap Projects-Systems	-	-	199,771	(199,771)
Total Capital Outlay	-	-	199,771	(199,771)
Total Expenditures	34,727,218	35,486,746	34,702,150	784,596
Excess (Deficiency) of Revenues Over (Under) Expenditures	(9,514,804)	(9,789,711)	(7,596,975)	2,192,736
OTHER FINANCING SOURCES (USES)				
Issuance of Capital Lease	-	1,886	199,771	197,885
Transfers In	6,110,000	6,110,000	8,961,009	2,851,009
Transfers Out	(310,000)	(310,000)	(225,763)	84,237
Total Other Financing Sources (Uses)	5,800,000	5,801,886	8,935,017	3,133,131
Net Change in Fund Balance	\$ (3,714,804)	\$ (3,987,825)	1,338,042	\$ 5,325,867
Fund Balance (Deficit) - January 1			19,923,403	
Fund Balance (Deficit)- December 31			\$ 21,261,445	

The notes to the financial statements are an integral part of this statement.

WOOD COUNTY, WISCONSIN

Statement of Revenues, Expenditures, and Changes in Fund Balance - Budget and Actual
Human Services Fund

For the Year Ended December 31, 2019

	Budgeted Amounts		Actual Amounts	Variance with Final Budget Positive(Negative)
	Original	Final		
REVENUES				
Taxes:				
General Property Taxes	\$ 7,514,241	\$ 7,514,241	\$ 7,514,241	\$ -
Total Taxes	<u>7,514,241</u>	<u>7,514,241</u>	<u>7,514,241</u>	<u>-</u>
Intergovernmental Revenues:				
State Aid-DVR	66,391	66,391	66,392	1
State Aid-Unified/DHFS	12,252,657	12,283,982	12,583,625	299,643
State Aid-Other	200,015	200,015	205,115	5,100
Total Intergovernmental	<u>12,519,063</u>	<u>12,550,388</u>	<u>12,855,132</u>	<u>304,744</u>
Public Charges for Services:				
Public Charges-Ho Chunk/AODA	27,500	27,500	27,500	-
Medicare	-	-	4,082	4,082
Medicaid	376,191	376,191	313,006	(63,185)
Private Pay	5,786,187	5,786,187	5,335,842	(450,345)
Commercial Insurance	91,542	91,542	100,573	9,031
Other County Responsible	50,000	50,000	40,855	(9,145)
Contractual Adjustment-Mental Health	(2,230,664)	(2,230,664)	(1,695,987)	534,677
Total Public Charges for Services	<u>4,100,756</u>	<u>4,100,756</u>	<u>4,125,871</u>	<u>25,115</u>
Intergovernmental Charges for Services:				
Department Charges-Drug court	73,000	73,000	68,000	(5,000)
Total Intergovernmental Charges for Services	<u>73,000</u>	<u>73,000</u>	<u>68,000</u>	<u>(5,000)</u>
Investment Income				
Unrealized Gain/Loss on Investment	-	-	98	98
Miscellaneous:				
Rental Income	33,693	33,693	33,933	240
Donations-Other	-	-	1,133	1,133
Miscellaneous Revenue	4,000	4,000	5,845	1,845
Other Miscellaneous Revenue	1,500	1,500	17,408	15,908
Total Miscellaneous	<u>39,193</u>	<u>39,193</u>	<u>58,319</u>	<u>19,126</u>
Total Revenues	<u>24,246,253</u>	<u>24,277,578</u>	<u>24,621,661</u>	<u>344,083</u>
EXPENDITURES				
Health and Human Services:				
Long Term Support	1,077,445	1,077,445	909,613	167,832
Family Services	7,165,513	7,165,513	6,405,584	759,929
Economic Support Services	5,372,146	5,488,471	5,413,128	75,343
Administration	3,308,916	3,543,916	3,343,677	200,239
Mental Health/AODA	7,403,350	7,283,350	6,422,659	860,691
Total Community	<u>24,327,370</u>	<u>24,558,695</u>	<u>22,494,661</u>	<u>2,064,034</u>
Total Expenditures	<u>24,327,370</u>	<u>24,558,695</u>	<u>22,494,661</u>	<u>2,064,034</u>
Excess (Deficiency) of Revenues Over (Under) Expenditures	<u>(81,117)</u>	<u>(281,117)</u>	<u>2,127,000</u>	<u>2,408,117</u>
OTHER FINANCING SOURCES (USES)				
Issuance of Debt	57,600	57,600	-	(57,600)
Transfers Out	-	-	(2,258,145)	(2,258,145)
Total Other Financing Sources (Uses)	<u>57,600</u>	<u>57,600</u>	<u>(2,258,145)</u>	<u>(2,315,745)</u>
Net Change in Fund Balance	<u>\$ (23,517)</u>	<u>\$ (223,517)</u>	<u>(131,145)</u>	<u>\$ 92,372</u>
Fund Balance (Deficit) - January 1			<u>48,762</u>	
Fund Balance (Deficit) - December 31			<u>\$ (82,383)</u>	

The notes to the financial statements are an integral part of this statement.

WOOD COUNTY, WISCONSIN

Statement of Net Position
Proprietary Funds

December 31, 2019

	Business-Type Activities				Governmental Activities
	Edgewater Haven Nursing Home	Highway	Norwood	Total Enterprise Funds	Internal Service Funds
Assets					
Current Assets:					
Cash and temporary cash investments	\$ 1,235	\$ 100	\$ 426,524	\$ 427,859	\$ 8,173,201
Restricted cash	5,683	-	15,402	21,085	-
Receivables:					
Miscellaneous	123,247	564,004	1,405,479	2,092,730	-
Due from other governments	446,177	812,346	-	1,258,523	-
Due from other funds	151,556	-	-	151,556	4,831,884
Inventory of supplies, at cost	46,550	1,436,171	37,060	1,519,781	-
Prepaid expenses	13,957	169,462	-	183,419	-
Total Current Assets	788,405	2,982,083	1,884,465	5,654,953	13,005,085
Noncurrent Assets:					
Capital Assets:					
Land and land improvements	245,460	164,650	391,806	801,916	801,696
Buildings	7,632,744	2,931,742	3,833,573	14,398,059	22,538,887
Machinery and equipment	1,867,954	11,633,345	2,056,720	15,558,019	484,322
Construction Work in Progress	10,840	71,176	-	82,016	-
Other fixed assets	-	89,919	-	89,919	-
Accumulated depreciation	(6,138,030)	(8,230,006)	(4,455,252)	(18,823,288)	(11,279,098)
Total Capital Assets	3,618,968	6,660,826	1,826,847	12,106,641	12,545,807
Total Noncurrent Assets	3,618,968	6,660,826	1,826,847	12,106,641	12,545,807
Total Assets	4,407,373	9,642,909	3,711,312	17,761,594	25,550,892
Deferred Outflows of Resources					
Related to Pensions - WRS	1,889,737	706,097	2,133,795	4,729,629	160,640
Related to OPEB	10,246	2,499	12,370	25,115	-
Total Deferred Outflows of Resources	1,899,983	708,596	2,146,165	4,754,744	160,640
Total Assets and Deferred Outflows of Resources	\$ 6,307,356	\$ 10,351,505	\$ 5,857,477	\$ 22,516,338	\$ 25,711,532
Liabilities					
Current Liabilities:					
Accounts payable	\$ -	\$ -	\$ 37,730	\$ 37,730	\$ -
Other current liabilities	-	-	-	-	869,776
Accrued compensation	159,365	148,228	209,509	517,102	41,508
Due to other governments	-	94,127	-	94,127	5,448
Due to other funds	-	3,252,992	2,201,879	5,454,871	1,578,423
Compensated Absences	188,063	132,639	246,450	567,152	-
Unearned revenue	-	145,779	-	145,779	-
Client Trust Funds	5,683	-	15,401	21,084	-
Total Current Liabilities	353,111	3,773,765	2,710,969	6,837,845	2,495,155
Noncurrent Liabilities:					
Net Pension Liability	704,791	268,546	785,491	1,758,828	58,296
Long-Term Employee Benefits-Net OPEB Obligation	461,145	121,449	417,355	999,949	-
Compensated Absences	325,117	554,726	412,065	1,291,908	-
Total Noncurrent Liabilities	1,491,053	944,721	1,614,911	4,050,685	58,296
Total Liabilities	1,844,164	4,718,486	4,325,880	10,888,530	2,553,451
Deferred Inflows of Resources					
Related to pensions-WRS	970,817	369,909	1,081,978	2,422,704	80,300
Related to OPEB	13,242	3,230	15,988	32,460	-
Total Deferred Inflows of Resources	984,059	373,139	1,097,966	2,455,164	80,300
Total Liabilities and Deferred Inflows of Resources	2,828,223	5,091,625	5,423,846	13,343,694	2,633,751
Net Position					
Investment in capital assets	3,618,968	6,660,826	1,826,847	12,106,641	12,545,807
Unrestricted	(139,835)	(1,400,946)	(1,393,216)	(2,933,997)	10,531,974
Total Net Position	3,479,133	5,259,880	433,631	9,172,644	23,077,781
Total Liabilities, Deferred Inflows of Resources and Net Position	\$ 6,307,356	\$ 10,351,505	\$ 5,857,477	\$ 22,516,338	\$ 25,711,532
Net position of proprietary funds				\$ 9,172,644	
Adjustment to reflect consolidation of internal service fund activities related to enterprise funds				258,280	
Net position of business-type activities				\$ 9,430,924	

The notes to the financial statements are an integral part of this statement.

WOOD COUNTY, WISCONSIN
Statement of Revenues, Expenses and
Changes in Net Position
Proprietary Funds

For the Year Ended December 31, 2019

	Business-Type Activities				Governmental Activities
	Edgewater Haven Nursing Home	Highway	Norwood	Total Enterprise Funds	Internal Service Funds
Operating Revenues:					
Charges for Services	\$ 4,376,044	\$ 248,912	\$ 6,017,523	\$ 10,642,479	\$ 1,534,171
Intergovernmental Revenues	-	-	198,424	198,424	-
Intergovernmental Charges for Services	982,736	3,627,729	561,045	5,171,510	13,649,026
Miscellaneous	168,034	-	86,060	254,094	1,483,847
Total Operating Revenues	5,526,814	3,876,641	6,863,052	16,266,507	16,667,044
Operating Expenses:					
Nursing Home Expense	6,678,747	-	9,386,758	16,065,505	-
Highway Administration and Other General	-	(49,248)	-	(49,248)	-
Depreciation and Amortization	223,295	649,977	133,472	1,006,744	505,819
Maintenance and Construction State Roads Construction	-	1,893,323	-	1,893,323	-
Maintenance of Buildings	-	-	-	-	2,153,037
Maintenance and Construction Local Roads Construction	-	1,177,126	-	1,177,126	-
Other Highway Services	-	470,598	-	470,598	-
Claims and Administration	-	-	-	-	13,213,111
Total Operating Expenses	6,902,042	4,141,776	9,520,230	20,564,048	15,871,967
Operating Income (Loss)	(1,375,228)	(265,135)	(2,657,178)	(4,297,541)	795,077
Nonoperating Revenues (Expenses):					
General Property Taxes	1,117,679	-	2,650,328	3,768,007	-
Interest Income	93	-	-	93	115,830
Gain (Loss) on Disposal of Assets	711	49,749	153	50,613	-
Total Nonoperating Revenues (Expenses)	1,118,483	49,749	2,650,481	3,818,713	115,830
Income (Loss) Before Contributions and Transfers	(256,745)	(215,386)	(6,697)	(478,828)	910,907
Contributed Capital	-	-	348,729	348,729	-
Transfers Out	(373,359)	-	(596,288)	(969,647)	-
Change in Net Position	(630,104)	(215,386)	(254,256)	(1,099,746)	910,907
Net Position - January 1	4,109,237	5,475,266	687,887	10,272,390	22,166,874
Net Position - December 31	\$ 3,479,133	\$ 5,259,880	\$ 433,631	\$ 9,172,644	\$ 23,077,781
Change in Net Position - Proprietary Funds				\$ (1,099,746)	
Adjustment to reflect the consolidation of internal service fund activities related to enterprise funds				161,326	
Change in Net Position - Business-Type Activities				\$ (938,420)	
Net Position Business-Type - January 1				\$ 10,369,344	
Change in Net Position - Business-Type Activities				(938,420)	
Net Position Business-Type - December 31				\$ 9,430,924	

The notes to the financial statements are an integral part of this statement.

WOOD COUNTY, WISCONSIN
Statement of Cash Flows
Proprietary Funds

For the Year Ended December 31, 2019

	Business-Type Activities			Governmental Activities	
	Edgewater Haven Nursing Home	Highway	Norwood Health Center	Total Enterprise Funds	Internal Service Funds
CASH FLOWS FROM OPERATING ACTIVITIES					
Cash received from grants, customers and third-party payors	\$ 5,796,179	\$ 3,344,745	\$ 7,049,616	\$ 16,190,540	\$ 3,008,515
Cash received from interfund charges	-	-	-	-	13,954,718
Cash paid to employees for services	(3,024,442)	(1,279,202)	(3,933,279)	(8,236,923)	(304,422)
Cash paid to suppliers for goods and services	(1,858,416)	(802,580)	(3,298,331)	(5,959,327)	(14,432,807)
Cash paid to interfund charges	(1,433,624)	(263,043)	(1,730,619)	(3,427,286)	(139,288)
Net cash provided by (used for) operating activities	<u>(520,303)</u>	<u>999,920</u>	<u>(1,912,613)</u>	<u>(1,432,996)</u>	<u>2,086,716</u>
CASH FLOWS FROM NONCAPITAL FINANCING ACTIVITIES					
General property tax	1,117,679	-	2,650,328	3,768,007	-
Transfers out	(373,359)	-	(596,288)	(969,647)	-
Net cash provided by noncapital financing activities	<u>744,320</u>	<u>-</u>	<u>2,054,040</u>	<u>2,798,360</u>	<u>-</u>
CASH FLOWS FROM CAPITAL AND RELATED FINANCING ACTIVITIES					
Additions to property and equipment	(225,658)	(1,049,669)	(348,552)	(1,623,879)	(381,105)
Proceeds from sale of capital assets	711	49,749	153	50,613	-
Contributed capital	-	-	348,729	348,729	-
Net cash provided by (used for) capital and related financing activities	<u>(224,947)</u>	<u>(999,920)</u>	<u>330</u>	<u>(1,224,537)</u>	<u>(381,105)</u>
CASH FLOWS FROM INVESTING ACTIVITIES					
Interest received	93	-	-	93	115,830
Net cash provided by investing activities	<u>93</u>	<u>-</u>	<u>-</u>	<u>93</u>	<u>115,830</u>
Net increase (decrease) in cash	(837)	-	141,757	140,920	1,821,441
Cash balance at beginning of year	7,755	100	300,169	308,024	6,351,760
Cash balance at end of year	<u>\$ 6,918</u>	<u>\$ 100</u>	<u>\$ 441,926</u>	<u>\$ 448,944</u>	<u>\$ 8,173,201</u>
Cash and temporary cash investments	\$ 1,235	\$ 100	\$ 426,524	427,859	\$ 8,173,201
Restricted cash and temporary investments	5,683	-	15,402	21,085	-
	<u>\$ 6,918</u>	<u>\$ 100</u>	<u>\$ 441,926</u>	<u>\$ 448,944</u>	<u>\$ 8,173,201</u>
Reconciliation of Operating Income (Loss) to Net Cash Provided by (Used for) Operating Activities:					
Operating income (loss)	\$ (1,375,228)	\$ (265,135)	\$ (2,657,178)	\$ (4,297,541)	\$ 795,077
Adjustments to reconcile operating income (loss) to net cash provided by (used for) operating activities:					
Depreciation and amortization	223,295	649,977	133,472	1,006,744	505,819
Loss (gain) on disposal of fixed assets	-	-	-	-	1,022,420
Changes in operating assets and liabilities:					
Decrease (increase) in:					
Accounts receivable/due from other governments	(8,420)	(531,896)	371,961	(168,355)	-
Due from other funds	-	-	-	-	(703,080)
Inventories	3,307	138,347	2,783	144,437	-
Prepaid expenses	(13,957)	(115,484)	-	(129,441)	-
Restricted cash, client trust funds	(831)	-	369	(462)	-
Pension related items	299,485	129,198	313,077	741,760	19,913
Increase (decrease) in:					
Accounts payable/due to other governments	-	(58,749)	37,730	(21,019)	(1,090)
Due to other funds	277,785	1,003,501	(185,397)	1,095,889	291,906
Accrued liabilities	74,261	50,161	70,570	194,992	7,036
Claims payable	-	-	-	-	148,715
Total adjustments	<u>854,925</u>	<u>1,265,055</u>	<u>744,565</u>	<u>2,864,545</u>	<u>1,291,639</u>
Net cash provided by (used for) by operating activities	<u>\$ (520,303)</u>	<u>\$ 999,920</u>	<u>\$ (1,912,613)</u>	<u>\$ (1,432,996)</u>	<u>\$ 2,086,716</u>

The notes to the financial statements are an integral part of this statement.

THIS PAGE LEFT BLANK INTENTIONALLY

**NOTES TO THE
FINANCIAL
STATEMENTS**

WOOD COUNTY, WISCONSIN
NOTES TO FINANCIAL STATEMENTS
December 31, 2019

I – SUMMARY OF SIGNIFICANT ACCOUNTING POLICIES

NOTE A – Reporting Entity

Wood County (the County) is a local governmental entity established under the laws of the State of Wisconsin and has the powers as defined in the Statutes. The County is governed by nineteen elected supervisors.

The accompanying financial statements present the activities of Wood County, Wisconsin. Accounting principles generally accepted in the United States (GAAP) require that these financial statements include the primary government and its component units. Component units are separate organizations that are included in the County's reporting entity because of the significance of their operational or financial relationships with the County. All significant activities and organizations with which the County exercises oversight responsibility have been considered for inclusion in the financial statements. The County has no component units and it is not included in any other governmental reporting entity.

NOTE B – Basis of Presentation Government-wide Financial Statements

The government-wide financial statements (i.e., the statement of net position and the statement of activities) report information on all of the activities of the County. For the most part, the effect of interfund activity has been removed from these statements. Exceptions to this general rule include Interfund services provided and used. Employee fringes (health benefits, workers compensation and OPEB) attributable to the proprietary funds are expensed in those funds and reduce expenses in the governmental activities. Telephone and insurance charged to Highway and Edgewater remain as expenditures in the business-type activities and program revenues in the governmental activities. Governmental activities, which normally are supported by taxes and intergovernmental revenues, are reported separately from business-type activities, which rely to a significant extent on fees and charges for support.

NOTE C – Basis of Presentation Fund Financial Statements

The County reports the following major governmental funds:

The General Fund is the County's primary operating fund. It accounts for all financial activity that is not accounted for in another fund. It includes the 0.5% County Sales Tax revenue that was reported in the Sales Tax Fund in previous years.

WOOD COUNTY, WISCONSIN
NOTES TO FINANCIAL STATEMENTS
December 31, 2019

I – SUMMARY OF SIGNIFICANT ACCOUNTING POLICIES (continued)

NOTE C – Basis of Presentation Fund Financial Statements (continued)

The Human Services Special Revenue Fund accounts for the provision of services to County residents in the areas of mental health, developmental disabilities, alcohol or other drug abuse, social and child welfare, income maintenance and various youth aid projects. Funding is provided through public charges for services, property taxes and restricted sources such as federal and state grants and donations.

The County reports the following major proprietary funds:

The Norwood Health Center accounts for the operation of the County's specialty hospital. The facility provides treatment services for acute, inpatient, psychiatric care and skilled long-term care. Revenues are provided by Medicare, Medicaid, private pay, Veteran's Administration, private insurance and property taxes.

The Edgewater Haven Nursing Home accounts for the operation of the County's nursing home. The facility provides care to the frail elderly of Wood County and surrounding communities. Revenues are provided by Medicare, Medicaid, private pay, Veteran's Administration, private insurance and property taxes.

The Highway Fund accounts for the costs associated with the costs and charges for service for maintenance and construction of state highways within the County, and provision of highway services to other local governments. Revenues are provided by user charges to state and local governments. The costs and funding for maintenance and construction for the County's highway system is reported in the General Fund.

Additionally, the County reports the following fund types:

Special Revenue – The Special Revenue Funds are used to account for the proceeds of specific revenue sources that are legally restricted or committed to expenditures for specific purposes. Included in this fund type are the Aging & Disability Resource Center, Child Support, Parks, Planning and Zoning, Land and Water Conservation, Transportation and Economic Development, Ho Chunk Donations and Sheriff Funds.

Debt Service Fund – This fund accounts for financial resources that are restricted, committed, or assigned to expenditures for principal and interest on all general long-term debt of governmental activities, including amounts accumulated for principal and interest maturing in future years.

Capital Project Funds – The Capital Project Funds are used to account for and report financial resources that are restricted, committed, or assigned to expenditures for capital outlays, including the acquisition or construction of capital facilities and other capital assets (other than those financed by proprietary funds).

Internal Service Funds – are used to account for the financing and services provided by one department or agency to other departments or agencies of the County or to other governmental units on a cost-reimbursement basis. Included in this fund are Workers Compensation, Employee Health Plan, Building Maintenance, Other Post-Employment Benefits (OPEB) and PC Replacement.

WOOD COUNTY, WISCONSIN
NOTES TO FINANCIAL STATEMENTS
December 31, 2019

I – SUMMARY OF SIGNIFICANT ACCOUNTING POLICIES (continued)

NOTE D – Basis of Accounting

The government-wide financial statements are reported using the economic resources measurement focus and the accrual basis of accounting, as are the proprietary fund financial statements. Revenues are recorded when earned and expenses are recorded when a liability is incurred, regardless of the timing of related cash flows. Property taxes are recognized as revenues in the year for which they are levied. Grants and similar items are recognized as revenue as soon as all eligibility requirements imposed by the provider have been met.

Governmental fund financial statements are reported using the current financial resources measurement focus and the modified accrual basis of accounting. Revenues are recognized as soon as they are both measurable and available. Revenues are considered to be available when they are collectible within the current period or soon enough thereafter to pay liabilities of the current period. For this purpose, the County considers all revenues to be available if they are collected within 60 days of the end of the current fiscal period. Expenditures generally are recorded when a liability is incurred, as under accrual accounting. However, debt service expenditures, as well as expenditures related to compensated absences and claims and judgments, are recorded only when payment is due.

Property taxes, licenses and interest associated with the current fiscal period are all considered to be susceptible to accrual and have been recognized as revenues of the current fiscal period. Grant revenue is considered available if it is expected to be collected within four months of year end and all eligibility requirements have been met. All other revenue items are considered to be measurable and available only when cash is received by the County.

Proprietary funds distinguish operating revenues and expenses from non-operating items. Operating revenues and expenses generally result from providing services and producing and delivering goods in connection with a proprietary fund's principal ongoing operations. Client and patient charges for services collected through Medicaid, Medicare, private pay and insurance make up the majority of the operating revenues of the Norwood Health Center and Edgewater Haven Nursing Home. The majority of the operating revenues of the Highway enterprise fund are from intergovernmental charges to the State of Wisconsin and local governments for highway projects done on their behalf. Operating expenses for enterprise funds and internal service funds include the cost of providing nursing, highway operations, county building maintenance, employee health and workers compensation claims and depreciation on capital assets. All revenues and expenses not meeting this definition are reported as non-operating revenues and expenses.

WOOD COUNTY, WISCONSIN
NOTES TO FINANCIAL STATEMENTS
December 31, 2019

I – SUMMARY OF SIGNIFICANT ACCOUNTING POLICIES (continued)

NOTE E – Deferred Outflows/Inflows of Resources

In addition to assets, the statement of net position and/or balance sheet will sometimes report a separate section for deferred outflows of resources. This separate financial statement element, **deferred outflows of resources**, represents a consumption of net position that applies to a future period(s) and so will not be recognized as an outflow of resources (expense/expenditure) until then. The County reports deferred outflows of resources related to pensions for its proportionate shares of collective deferred outflows of resources related to pensions and the County contributions to pension and OPEB plans subsequent to the measurement date of the collective net pension liability (asset) and the total OPEB liability.

In addition to liabilities, the statement of net position and/or balance sheet will sometimes report a separate section for deferred inflows of resources. This separate financial statement element, **deferred inflows of resources**, represents an acquisition of net position that applies to a future period(s) and so will not be recognized as an inflow of resources (revenue) until that time. The County has four types of items that qualify for reporting in this category. The first is property taxes levied for the subsequent year. These amounts are deferred and recognized as an inflow of resources in the following year as the amounts become available. The second is unavailable revenue, which arises only under a modified accrual basis of accounting and is reported only in the governmental funds balance sheet. The governmental funds report unavailable revenues from property taxes and charges for services. These amounts are deferred and recognized as an inflow of resources in the period that the amounts become available. The third is deferred outflows related to OPEB due to changes in actuarial assumptions. Lastly, the County reports deferred inflows of resources related to pensions for its proportionate share of collective deferred inflows of resources related to pensions.

NOTE F – Assets, Liabilities and Net Position or Equity

1. Deposits and investments

For purposes of the Statement of Cash Flows, the County considers all highly liquid investments with an initial maturity of three months or less to be cash equivalents. Cash and investment balances for individual funds are pooled unless maintained in segregated accounts.

Investments are stated at fair value, which is based on quoted market prices.

2. Receivables

All accounts receivable are shown net of an allowance for uncollectibles. The allowance for uncollectible accounts is computed using a percentage related to the days outstanding and the payer source.

WOOD COUNTY, WISCONSIN
NOTES TO FINANCIAL STATEMENTS
December 31, 2019

I – SUMMARY OF SIGNIFICANT ACCOUNTING POLICIES (continued)

NOTE F – Assets, Liabilities and Net Position or Equity (continued)

3. Prepaids and Inventories

The consumption method is used to account for both inventories and prepaid items. All inventories are valued at cost using the first-in/first-out (FIFO) method. Inventories of governmental and proprietary funds are recorded as expenditures when consumed rather than when purchased. Prepaid balances are for payments made by the County in the current year to provide services occurring in the subsequent fiscal year.

4. Capital Assets

Capital assets, which include, property, plant, equipment, and infrastructure assets (highways, bridges, and similar items), are reported in the applicable governmental or business-type activities columns in the government-wide financial statements. Capital assets are defined by the government as assets with an initial, individual cost of more than \$5,000 and an estimated useful life in excess of two years. Such assets are recorded at historical cost or estimated historical cost if purchased or constructed. Donated capital assets are recorded at estimated acquisition value at the date of donation. The costs of normal maintenance and repairs that do not add to the value of the asset or materially extend asset lives are not capitalized.

Major outlays for capital assets and improvements are capitalized as projects are constructed. Interest incurred during the construction phase of capital assets of business-type activities is included as part of the capitalized value of the assets constructed.

Property, plant, and equipment are depreciated using the straight line method over the following estimated useful lives:

<u>Assets</u>	<u>Years</u>
Buildings	50
Building improvements	50
Highways	40
Bridges	40
Culverts	20
Equipment	5 – 20
Vehicles	5 – 10

5. Equity

Net Position

Net position represents the difference between assets and deferred outflows of resources and liabilities and deferred inflows of resources in the government-wide and proprietary fund financial statements. Net investment in capital assets consist of capital assets, net of accumulated depreciation, reduced by the outstanding balance of any long-term debt used to build or acquire the capital assets. Net position is reported as restricted in the government-wide financial statements when there are limitations imposed on their use through external restrictions imposed by creditors, grantors, laws or regulations of other governments, or imposed by law through constitutional provisions or enabling legislation.

WOOD COUNTY, WISCONSIN
NOTES TO FINANCIAL STATEMENTS
December 31, 2019

I – SUMMARY OF SIGNIFICANT ACCOUNTING POLICIES (continued)

NOTE F – Assets, Liabilities and Net Position or Equity (continued)

5. Equity (continued)

Fund Balances

In the fund financial statements, governmental funds report aggregate amounts for five classifications of fund balances based on the constraints imposed on the use of these resources. The nonspendable fund balance classification includes amounts that cannot be spent because they are either (a) not in spendable form – prepaid items or inventories or (b) legally or contractually required to be maintained intact.

The spendable portion of the fund balance comprises the remaining four classifications: restricted, committed, assigned, and unassigned.

Restricted fund balance: This classification reflects the constraints imposed on resources either (a) externally by creditors, grantors, contributors, or laws or regulations of other governments or (b) imposed by law through constitutional provisions or enabling legislation.

Committed fund balance: These amounts can only be used for specific purposes pursuant to constraints imposed by formal resolutions of the County Board, the County’s highest level of decision-making authority. Those committed amounts cannot be used for any other purpose unless the County Board removes the specified use by taking the same type of action that imposed the original commitment. This classification also includes contractual obligations to the extent that existing resources in the fund have been specifically committed for use in satisfying those contractual requirements.

Assigned fund balance: This classification reflects the amounts constrained by the County’s “intent” to be used for specific purposes, but are neither restricted nor committed. Only the County Board has the authority to assign amounts to be used for specific purposes by passing a formal resolution. Assigned fund balances include all remaining amounts (except negative balances) that are reported in governmental funds, other than the General Fund, that are not classified as nonspendable and are neither restricted nor committed.

Unassigned fund balance: This fund balance is the residual classification for the General Fund. It is also used to report negative fund balances in other governmental funds.

When both restricted and unrestricted resources are available for use, it is the County’s policy to use restricted resources first and then unrestricted resources-committed, assigned, and unassigned-in order as needed.

WOOD COUNTY, WISCONSIN
NOTES TO FINANCIAL STATEMENTS
December 31, 2019

I – SUMMARY OF SIGNIFICANT ACCOUNTING POLICIES (continued)

NOTE F – Assets, Liabilities and Net Position or Equity (continued)

5. Equity (continued)

Explanation of certain differences between Government-wide Statements and Governmental Fund Statements

Activity between funds that are representative of lending/borrowing arrangements outstanding at the end of the fiscal year are referred to as either “due to/from other funds” (i.e., the current portion of interfund loans) or “advances to/from other funds” (i.e., the non-current portion of interfund loans). Any residual balances outstanding between the governmental activities and business-type activities are reported in the government-wide financial statements as “internal balances.”

In the government-wide financial statements and proprietary fund types in the fund financial statements, long-term debt and other long-term obligations are reported as liabilities in the applicable governmental activities, business-type activities, or proprietary fund type statement of net position. Debt premiums and discounts are amortized over the life of the debt using the effective interest method. Notes payable are reported net of the applicable note discount.

In the fund financial statements, governmental fund types recognize note premiums and discounts, as well as note issuance costs, during the current period. The face amount of debt issued is reported as other financing sources. Premiums and discounts on debt issuances are reported as other financing sources and uses, respectively. Issuance costs, whether or not withheld from the actual debt proceeds received, are reported as debt service expenditures.

NOTE G – Revenues, Expenditure/Expense

1. Types of transactions included in program revenues in the government-wide statements

Program revenues include 1) charges to customers or applicants who purchase, use, or directly benefit from goods, services, or privileges provided by a given function or segment and 2) grants and contributions that are restricted to meeting the operational or capital requirements of a particular function or segment. Taxes and other items not properly included among program revenues are reported instead as general revenues.

2. Policy for allocating indirect expense to functions in the government-wide statement of activities

The statement of activities demonstrates the degree to which the direct expenses of a given function or segment are offset by program revenues. Direct expenses are those that are clearly identifiable with a specific function or segment.

WOOD COUNTY, WISCONSIN
NOTES TO FINANCIAL STATEMENTS
December 31, 2019

I – SUMMARY OF SIGNIFICANT ACCOUNTING POLICIES (continued)

NOTE G – Revenues, Expenditure/Expense (continued)

3. Property tax revenue recognition

Property taxes are recorded in the year levied as a receivable and deferred inflows of resources. They are recognized as revenues in the succeeding year when services financed by the levy are provided.

Under Wisconsin statutes the County treasurer is responsible for the collection of all delinquent property taxes except delinquent personal property taxes, which may be retained for collection by the local municipal district, as is the case in Wood County. Delinquent property taxes due Wood County include not only the delinquent taxes for levies by Wood County, but also the delinquent taxes for levies by state and other local government units (cities, villages, towns, school districts, special districts) within the County. As provided in the Statutes, Wood County has paid the state and local governmental units for their equities in delinquent property taxes.

The property tax calendar for the 2019 tax roll is as follows:

Lien and Levy Dates	December 2019
Preliminary Settlement with Local Government Units	February 20, 2020
Final Due Date	July 31, 2020
Settlement Date with Local Governmental Units	August 20, 2020

No allowance for uncollectible taxes has been provided because of the County's ability to recover losses through the sale of property.

4. Vacation, sick leave, and other compensated absences

It is the County's policy to permit employees to accumulate earned but unused vacation and sick pay benefits. The County allows employees to convert unused sick leave to health insurance benefits upon retirement. Employees hired after January 1, 2019 are no longer eligible for this benefit. A liability for retiree's sick leave conversion is accrued in the government-wide financial statements. Vacation and sick pay are accrued in the governmental funds when normally expected to be liquidated with expendable financial resources and have matured. Vacation and sick pay are accrued when incurred in the proprietary fund financial statements.

5. County Pension Plans

For purposes of measuring the net pension liability (asset), deferred outflows of resources and deferred inflows of resources related to pensions, and pension expense, information about the fiduciary net position of the Wisconsin Retirement System (WRS) and additions to/deductions from the WRS' fiduciary net position have been determined on the same basis as they are reported by the WRS. For this purpose, benefit payments (including refunds of employee contributions) are recognized when due and payable in accordance with the benefit terms. Investments are reported at fair value.

WOOD COUNTY, WISCONSIN
NOTES TO FINANCIAL STATEMENTS
December 31, 2019

II – RECONCILIATION OF GOVERNMENT-WIDE AND FUND FINANCIAL STATEMENTS

NOTE A – Explanation of certain differences between the governmental fund balance sheet and the government-wide statement of net position

The governmental funds balance sheet includes a reconciliation between *fund balance – total governmental funds and net position – governmental activities* as reported in the government-wide statement of net position. One element of that reconciliation explains that “long-term liabilities, including notes payable, are not due and payable in the current period and therefore are not reported in the funds.” The details of this \$33,216,949 difference are as follows:

Notes payable	\$ 26,935,000
Premium on notes payable	730,732
Accrued interest payable	149,667
Capital leases payable	383,448
Compensated absences	4,724,542
Total OPEB liability (net of \$999,949 allocated to business-type activities)	2,010,706
Deferred outflows related to OPEB	(57,924)
Deferred inflows related to OPEB	74,864
Net pension liability (asset)	5,106,460
Deferred inflows related to pension	7,033,913
Deferred outflows related to pension	(13,874,459)
Net adjustment to reduce fund balance-total governmental funds to arrive at net position-governmental activities	\$ 33,216,949

NOTE B – Explanation of certain differences between the governmental fund statement of revenues, expenditures, and changes in fund balances and the government-wide statement of activities

The governmental funds statement of revenues, expenditures, and changes in fund balances includes a reconciliation between *net changes in fund balances – total governmental funds and changes in net position of governmental activities* as reported in the government-wide statement of activities. One element of that reconciliation explains that “governmental funds report capital outlays as expenditures, however, in the statement of activities the cost of those assets is allocated over their estimate useful lives and reported as depreciation expense.” The details of the \$1,991,552 difference are as follows:

Capital outlay	\$ 5,016,749
Depreciation expense	(3,025,197)
Net adjustment to increase (decrease) net changes in fund balances-Total governmental funds to arrive at changes in net position of governmental activities	\$ 1,991,552

WOOD COUNTY, WISCONSIN
NOTES TO FINANCIAL STATEMENTS
December 31, 2019

**II – RECONCILIATION OF GOVERNMENT-WIDE AND FUND FINANCIAL STATEMENTS
(continued)**

NOTE B – Explanation of certain differences between the governmental fund statement of revenues, expenditures, and changes in fund balances and the government-wide statement of activities (continued)

Another element of that reconciliation states that “the issuance of long-term debt provides current financial resources to governmental funds, while the repayment of the principal of long-term debt consumes the current financial resources of governmental funds.” Neither transaction, however, has any effect on net position. Also, governmental funds report the effect of issuance costs, premiums, discounts, and similar items when debt is first issued, whereas premiums are amortized in the statement of activities. The details of this \$(1,644,771) difference are as follows:

Debt issued or incurred:		
General obligation notes	\$	(4,845,000)
Capital lease financing		(199,771)
Principal repayments:		
General obligation notes		3,400,000

Net adjustment to increase net changes in fund balances-total Governmental funds to arrive at changes in net position of Governmental activities	<u>\$ (1,644,771)</u>
--	-----------------------

Another element of that reconciliation states that “some expenses reported in the statement of activities do not require the use of current financial resources and therefore are not reported as expenditures in governmental funds.” The details of this \$(15,000) difference are as follows:

Compensated absences	\$	(81,026)
Principal paid on capital leases		48,983
Accrued interest		(10,665)
Net amortization of debt premium		27,708

Net adjustment to decrease net changes in fund balances-total Governmental funds to arrive at changes in net position of Governmental activities	<u>\$ (15,000)</u>
--	--------------------

WOOD COUNTY, WISCONSIN
NOTES TO FINANCIAL STATEMENTS
December 31, 2019

III – STEWARDSHIP, COMPLIANCE, AND ACCOUNTABILITY

NOTE A – Budgetary Information

The annual budget is adopted on a basis consistent with generally accepted accounting principles for all funds except the Sheriff special revenue fund.

All departments submit their budget requests to the Finance Department by the end of the second week in August of each year. The departmental oversight committees review and submit their proposed budgets in early September. The Executive Committee meets with department heads and oversight chairpersons by the end of September each year at which time the proposed budget is prepared for publication no later than 10 days prior to the public hearing. The County Board holds a public hearing the second Tuesday in November where the Executive Committee presents the proposed budget for adoption by the full county board.

The budget is adopted, controlled and amended at the function level, which is the specific purpose for the expenditure. County departments can have a single function (Treasurer, Finance, Register of Deeds) and departments can have multiple functions when they have distinctly separate activities within a department.

The County Board made several supplemental budgetary appropriations throughout the year. The Executive Committee is authorized by the County Board to transfer appropriations between budgeted functions within a department or to transfer funds from the contingency fund. Such transfers are limited to the lesser of \$5,000 or 10 percent of the funds originally budgeted in the function receiving the transfer.

The County does not utilize encumbrances in its budget process but does take into consideration certain appropriations that do not lapse on an annual basis. These continuing appropriations are reported as “committed” in the fund balance section of the governmental funds.

For budgetary purposes, the Sales Tax Fund is maintained as a special revenue fund. Under GAAP, this fund does not meet the criteria to be reported as a special revenue fund and is reported as part of the General Fund. This results in an increase in the General Fund revenues on a GAAP basis of \$5,728,972 and a decrease of the other financing sources of \$5,728,972 from the General Fund on a Non-GAAP budgetary basis.

NOTE B – Excess of Actual Expenditures over Budget in Individual Funds

The following functions had an excess of actual expenditures over budget for the year ended December 31, 2019. The excess expenditures were funded with available fund balances.

<u>Fund/Function</u>	<u>Budget</u>	<u>Actual</u>	<u>Overage</u>
<u>Major Funds</u>			
<u>General Fund</u>			
Clerk of Courts	\$ 1,344,176	\$ 1,352,682	\$ 8,506
Coroner	160,607	167,522	6,915
Emergency Management	264,261	288,809	24,548
Maintenance CTHS	2,873,444	3,198,623	325,179
County Aid Road Construction	440,617	909,554	468,937
Capital Outlay - Systems	-	199,771	199,771
<u>Nonmajor Funds</u>			
<u>Parks & Forestry</u>			
Powers Bluff	0	5	5
<u>Transportation and Economic Development</u>			
Airport Aid	13,384	17,500	4,116
CDBG-ED	35,000	35,100	100

WOOD COUNTY, WISCONSIN
NOTES TO FINANCIAL STATEMENTS
December 31, 2019

III – STEWARDSHIP, COMPLIANCE, AND ACCOUNTABILITY (continued)

NOTE C – Limitations on the County’s Tax Levy Rate and its Ability to Issue New Debt

As part of Wisconsin’s State Budget Bill (1993 Act 16), new legislation was passed that limits the County’s future tax levy rates. Generally, the County is limited to its 1992 tax levy rate. In addition, the State imposed tax levy limits in 2004 that allowed only a 2% increase over the previous year unless net new construction exceeded 2%. Wood County was limited to the 2% tax levy increase for the 2006, 2007 and 2009 budget years. The allowable levy limit increase was 3.86% in 2008 and 3% for 2010 and 2011 and 0% for 2012 and 2013. Starting in 2014, the levy was limited to the increase in equalized valuation due to the net new construction. The net new construction for the 2019 levy was 1.623%.

The County may exceed the limitation by holding a referendum (according to State Statutes) authorizing the County Board to approve a higher rate. The County may also exceed the rate if it increases the services it provides due to a transfer of these services from another governmental unit. Wood County transferred dispatch services from the Cities of Wisconsin Rapids and Marshfield in 2006.

The State Budget Bill also imposes restrictions on the County’s ability to issue new debt. Generally, referendum approval is required to issue unlimited tax general obligation debt, with the following exceptions:

- 1) Refunding debt issues
- 2) 75% approval by the County Board
- 3) A reasonable expectation that the new debt can be accommodated within the existing tax rate
- 4) Other exceptions as listed in State Statutes Section 67.045

IV – DETAIL NOTES ON ALL FUNDS

NOTE A – Assets

1. Deposits and Investments

The majority of cash transactions occur in common bank and investment accounts in the General Fund. Other funds that have their own bank accounts do so because of trust agreements, grant compliance or management’s desire for segregation of banking for certain County functions.

WOOD COUNTY, WISCONSIN
NOTES TO FINANCIAL STATEMENTS
December 31, 2019

IV – DETAIL NOTES ON ALL FUNDS (continued)

NOTE A – Assets (continued)

1. Deposits and Investments (continued)

Deposits

Custodial Credit Risk: Custodial credit risk is the risk that in the event of a bank failure, the government's deposits may not be returned to it. The County does not have a deposit policy for custodial credit risk. At year-end, the carrying amount of the County's deposits was \$16,367,326 and the bank balance was \$17,564,784. Of the bank balance, \$5,998,415 was covered by Federal depository insurance or by the State of Wisconsin Public Depository Guarantee Fund and \$3,745,620 insured by collateral agreements leaving uninsured and uncollateralized deposits of \$7,820,749. The County had petty cash and cash on hand of \$359,933.

Investments

Interest Rate Risk: The County does not have a formal investment policy that limits investment maturities as a means of managing its exposure to fair value losses arising from increasing interest rates. State Statute limits the maturity of commercial paper and corporate bonds to not more than seven years.

	Remaining Maturity (in years)		
	Total	0-1	1-5
Schwab Money Market	\$ 12,737	\$ 12,737	\$ -
US Treasury Notes - Gen Fund	2,923,013	1,118,952	1,804,061
US Treasury Notes - Health Fund	978,643	415,843	562,800
Fed Home Loan Bank - Gen Fund	1,014,863	-	1,014,863
Federal Farm CB - Gen Fund	2,782,784	1,000,485	1,782,299
Federal Farm CB - Health Fund	306,201	-	306,201
FHLB - General Fund	2,883,194	1,862,115	1,021,079
FHLB - Health Fund	1,926,215	1,926,215	-
Repurchase agreement	3,401,744	3,401,744	-
<u>Corporate Bonds</u>			
Toronto Domino-General Fund	719,742	-	719,742
Apple - Gen Fund	740,865	740,865	-
National Australian Bank NAB	457,613	-	457,613
Morgan Stanley MS	246,800	-	246,800
Cathay General Bankcorp CATY	246,797	-	246,797
Royal Dutch Shell RDASLN	549,772	-	549,772
<u>Municipal Bonds</u>			
Wisconsin Local Government Investment Pool	391,696	391,696	-
Wisconsin Investment Series Cooperative Investment Pool	1,220,748	1,220,748	-
Totals	\$ 20,803,427	\$ 12,091,400	\$ 8,712,027

WOOD COUNTY, WISCONSIN
NOTES TO FINANCIAL STATEMENTS
December 31, 2019

IV – DETAIL NOTES ON ALL FUNDS (continued)

NOTE A – Assets (continued)

1. Deposits and Investments (continued)

Credit Risk:

Credit risk is the risk that an issuer of an investment will not fulfill its obligation to the holder of the investment. Concentration of credit risk is the risk of loss that may be caused by the County's investment in a single issuer. It is the County's policy that U.S. Treasury securities, U.S. Agency Securities, and obligations backed by U.S. Treasury and/or U.S. Agency securities, may be held without limit. Investment of County funds is restricted by State statutes to the following:

- a) Time deposits in any credit union, bank, savings bank, or trust company,
- b) Bonds or securities of any county, city, drainage district, VTAE district, village, town, or school district of the State,
- c) Bonds or securities issued or guaranteed by the federal government,
- d) The State of Wisconsin Local Government Pooled Investment Fund,
- e) Any security which matures or which may be tendered for purchase at the option of the holder within not more than seven years from the date on which it is acquired, if that security is rated the highest or second highest rating category assigned by Standard & Poor's Corporation, Moody's Investors Service or other similar nationally recognized rating agency,
- f) Repurchase agreements with public depositories, if the agreement is secured by federal bonds or securities.

Ratings are not required, or available, for the Wisconsin Local Government Investment Pool. The Schwab Government Money Market Fund consists of securities issued or guaranteed by the U.S. Government including agencies and instrumentalities such as Treasury Bills, Notes and bonds, agency notes and repurchase agreements. While the Schwab Government Money Market Fund is unrated, Moody's and Standard & Poor's rate the securities held in the fund AAA/AAA. The County has no investment policy that would further limit its investment choices.

WOOD COUNTY, WISCONSIN
NOTES TO FINANCIAL STATEMENTS
December 31, 2019

IV – DETAIL NOTES ON ALL FUNDS (continued)

NOTE A – Assets (continued)

1. Deposits and Investments (continued)

The actual ratings, as rated by Standard & Poor's Investors Service for each investment type at December 31, 2019 were as follows:

	Total	Rating-S&P					Not Rated
		AAA	AA+	AA-	AA	A+	
Schwab Money Market	\$ 12,737	\$ -	\$ -	\$ -	\$ -	\$ -	\$ 12,737
US Treasury Notes - Gen Fund	2,923,013	2,923,013	-	-	-	-	-
US Treasury Notes - Health Fund	978,643	978,643	-	-	-	-	-
Fed Home Loan Bank - Gen Fund	1,014,863	1,014,863	-	-	-	-	-
Federal Farm CB - Gen Fund	2,782,784	-	2,782,784	-	-	-	-
Federal Farm CB - Health Fund	306,201	-	306,201	-	-	-	-
FHLB - General Fund	2,883,194	-	2,883,194	-	-	-	-
FHLB - Health Fund	1,926,215	-	1,926,215	-	-	-	-
<u>Corporate Bonds</u>							
Toronto Domino-General Fund	719,742	-	-	719,742	-	-	-
Apple - Gen Fund	740,865	-	-	740,865	-	-	-
National Australian Bank NAB	457,613	-	-	457,613	-	-	-
Morgan Stanley MS	246,800	-	-	-	-	-	246,800
Cathy General Bankcorp CATY	246,797	-	-	-	-	-	246,797
Royal Dutch Shell RDASLN	549,772	-	-	549,772	-	-	-
<u>Municipal Bonds</u>							
Investment Pool	391,696	-	-	-	-	-	391,696
Wisconsin Investment Series							
Cooperative Investment Pool	1,220,748	-	-	-	-	-	1,220,748
Total investments to be rated	\$ 17,401,683	\$ 4,916,519	\$ 7,898,394	\$ 2,467,992	\$ -	\$ -	\$ 2,118,778
Repurchase agreement	3,401,744	(excludable from rating disclosure)					
Total investments	\$ 20,803,427						

Credit risk

The County's investment policy requires that investments need to be rated in the top two categories.

Concentration of credit risk

The County places no limit on the amount the County may invest in any one issuer. More than 5 percent of the County's investments are in the corporate bonds of FHLB and Federal Farm CR. These investments are 22.94% and 14.73%, respectively, of the County's total investments.

WOOD COUNTY, WISCONSIN
NOTES TO FINANCIAL STATEMENTS
December 31, 2019

IV – DETAIL NOTES ON ALL FUNDS (continued)

NOTE A – Assets (continued)

1. Deposits and Investments (continued)

Fair Value Measurements

The County categorizes its fair value measurements within the fair value hierarchy established by accounting principles generally accepted in the United States. The hierarchy is based on the valuation inputs used to measure the fair value of the asset. Level 1 inputs are quoted prices in active markets for identical assets; Level 2 inputs are significant other observable inputs; and Level 3 inputs are significant unobservable inputs.

All of the County’s investments at December 31, 2019 are valued using Level 1 inputs, except for the Wisconsin Local Government Investment Pool, the Wisconsin Investment Series Cooperative, and the repurchase agreement which are valued based on a cost-based measure and are not subject to the fair value hierarchy disclosures.

The summary of deposits and investments is as follows:

	<u>Fair Value</u>		
Cash	\$ 16,727,259	Cash and temporary cash investments	\$ 36,392,578
		Restricted cash-special deposits	1,138,108
<u>Investments</u>			
Schwab Money Markets	12,737		
US Treasury Notes	3,901,655		
FHLMC	1,014,863		
FHLB	4,809,410		
Federal Farm CB	3,088,986		
Corporate Bonds	719,742		
Apple	740,865		
National Australian Bank	457,613		
Morgan Stanley	246,800		
Cathy General Bankcorp	246,797		
Royal Dutch Shell	549,772		
Repurchase Agreement	3,401,744		
State Investment Pool	1,612,443		
Total Investments	<u>20,803,427</u>		
Total	<u>\$ 37,530,686</u>	Total cash per combined balance sheet	<u>\$ 37,530,686</u>

WOOD COUNTY, WISCONSIN
NOTES TO FINANCIAL STATEMENTS
December 31, 2019

IV – DETAIL NOTES ON ALL FUNDS (continued)

NOTE A – Assets (continued)

1. Deposits and Investments (continued)

The Wisconsin local government investment pool (LGIP) is part of the State Investment Fund (SIF), and is managed by the State of Wisconsin Investment Board. The SIF is not registered with the Securities and Exchange Commission, but operates under the statutory authority of Wisconsin Chapter 25. The LGIP operates and reports to participants on the amortized cost basis. LGIP pool shares are bought and redeemed at \$1 based on the amortized cost of the investments in the LGIP. The investment in the LGIP is not subject to fair value hierarchy disclosures. Participants in the LGIP have the right to withdraw their funds in total on one day's notice. At December 31, 2019, the fair value of the County's share of the LGIP's assets was substantially equal to the amount reported above.

The County is a participant in a Wisconsin Investment Series Cooperative (WISC) fund, which is authorized under Wisconsin Statute 66.0301 and is governed by a commission in accordance with the terms of an intergovernmental cooperation agreement. The WISC is not registered with the SEC as an investment company. The WISC reports to participants on the amortized cost basis. WISC shares are bought and redeemed at \$1 based on the amortized cost of the investments in the pool. Participants in WISC have the right to withdraw their funds in total on one day's notice. The investments in WISC are not subject to the fair value hierarchy disclosures.

The investments are guaranteed by the Financial Security Assurance, Inc. (FSA), a Triple-A-rated financial guaranty insurance company. FSA insures against losses arising from principal defaults on any permitted investments, which are not covered by:

1. \$400,000 of deposit insurance per financial institution provided by the State of Wisconsin, and
2. Any deposit insurance associated with particular investments in the portfolio (such as FDIC insurance of \$250,000) on bank CD's, and
3. Application of interest received from nondefaulted investments for the quarter the principal loss occurred.

The investments are also covered by the Securities Investor Protection Corporation (SIPC) in the aggregate up to \$500,000, which include a \$250,000 limit for cash. The County General Fund and the County Employee Health Plan carry balances in money market Funds. The money market funds are considered securities positions for purposes of SIPC coverage and would fall under the \$500,000 portion of SIPC coverage. The investment custodian also provides supplemental insurance through Lloyds of London to insure against loss over and above the provided by SIPC. This coverage is designed to protect investors whose assets are held in custody against crimes such as securities theft and fraud.

Fluctuating cash flows during the year due to tax collections and receipt of state aids may have resulted in temporary balances exceeding insured amounts by substantially higher amounts.

WOOD COUNTY, WISCONSIN
NOTES TO FINANCIAL STATEMENTS
December 31, 2019

IV – DETAIL NOTES ON ALL FUNDS (continued)

NOTE A – Assets (continued)

2. Receivables

Receivables as of year-end for the County’s individual major funds, nonmajor governmental funds and enterprise service funds, including the applicable allowances for uncollectible accounts, are as follows:

	Delinquent Property Taxes	Current Property Tax	Charges for Services	Intergovern- mental & Sales Tax	Gross Receivables	Allowance for Uncollectible Accounts	Net Receivables
General Fund	\$ 2,231,558	\$ 27,596,562	\$ 802,537	\$ -	\$ 30,630,657	\$ -	\$ 30,630,657
Human Services	-	-	1,257,474	1,482,407	2,739,881	(513,038)	2,226,843
Edgewater Nursing Home	-	-	212,795	446,177	658,972	(89,548)	569,424
Highway	-	-	564,004	812,346	1,376,350	-	1,376,350
Norwood	-	-	2,944,669	-	2,944,669	(1,539,190)	1,405,479
Nonmajor Funds	-	-	237,934	28,149	266,083	-	266,083
	<u>\$ 2,231,558</u>	<u>\$ 27,596,562</u>	<u>\$ 6,019,413</u>	<u>\$ 2,769,079</u>	<u>\$ 38,616,612</u>	<u>\$ (2,141,776)</u>	<u>\$ 36,474,836</u>

Revenues of Edgewater Nursing Home, Norwood Health Center and Human Services are reported net of uncollectible amounts. Uncollectible accounts written off in 2019 for Edgewater, Norwood and Human Services were \$0, \$266,104 and \$85,939, respectively.

Property tax certificates and tax deeds represent delinquent taxes at December 31, 2019 and are aged as follows:

<u>Year of Sale</u>	<u>Amount</u>
2019	\$ 1,133,770
2018	509,566
2017	128,754
2016	14,969
2015	7,441
2014	7,760
2013	7,543
2012	45,833
2011	21,984
2010	14,746
2009	14,443
2008	14,125
2007	15,023
2006	12,306
	<u>1,948,264</u>
Tax Deeds	123,425
	<u>2,071,689</u>
Special Assessments	22,638
Special Charges	137,231
	<u>\$ 2,231,558</u>

WOOD COUNTY, WISCONSIN
NOTES TO FINANCIAL STATEMENTS
December 31, 2019

IV – DETAIL NOTES ON ALL FUNDS (continued)

NOTE A – Assets (continued)

2. Receivables (continued)

All governmental funds report deferred inflows of resources in connection with receivables for revenues that are not considered to be available to liquidate liabilities of the current period. All funds also defer revenue recognition in connection with resources that have been received, but not yet earned. At the end of 2019 the various components of deferred inflows of resources and unearned revenue were as follows:

	<u>Unearned Revenue</u>	<u>Deferred Inflows of Resources</u>		<u>Total</u>
		<u>Unavailable</u>	<u>For Subsequent Year</u>	
<u>Major Governmental Funds</u>				
<u>General Fund</u>				
Property taxes receivable	\$ -	\$ 244,226	\$ 27,595,460	\$ 27,839,686
Health department revenues	2,971	-	-	2,971
<u>Enterprise Funds</u>				
Highway revenues	\$ 145,779	\$ -	\$ -	\$ 145,779
<u>Special Revenue Fund</u>				
Human Services revenues	15,906	1,262,509	-	1,278,415
<u>Nonmajor Governmental Funds</u>				
Land Conservation revenues	11,075	-	-	11,075
Total unearned revenue/deferred inflows	<u>\$ 175,731</u>	<u>\$ 1,506,735</u>	<u>\$ 27,595,460</u>	<u>\$ 29,277,926</u>

WOOD COUNTY, WISCONSIN
NOTES TO FINANCIAL STATEMENTS
December 31, 2019

IV – DETAIL NOTES ON ALL FUNDS (continued)

NOTE A – Assets (continued)

3. Capital assets

Capital asset activity for the year ended December 31, 2019 was as follows:

	Balance January 1	Transfers	Additions	Disposals	Balance December 31
Governmental activities:					
Capital assets, not being depreciated					
Land	\$ 3,405,344	\$ -	\$ -	\$ (93,681)	\$ 3,311,663
Land right of ways	774,081	-	30,500	-	804,581
Construction work in progress	371,583	-	565,270	(59,185)	877,668
Total capital assets, not being depreciated	<u>4,551,008</u>	-	<u>595,770</u>	<u>(152,866)</u>	<u>4,993,912</u>
Capital assets, being depreciated					
Land improvements	3,348,578	-	27,500	-	3,376,078
Buildings and improvements	33,178,687	-	782,784	(1,344,037)	32,617,434
Machinery and equipment	12,890,526	-	1,007,040	(392,780)	13,504,786
Infrastructure-Highway	97,642,851	-	3,686,186	(2,674,840)	98,654,197
Total capital assets being depreciated	<u>147,060,642</u>	-	<u>5,503,510</u>	<u>(4,411,657)</u>	<u>148,152,495</u>
Less accumulated depreciation for:					
Land improvements	1,817,593	-	67,615	(589)	1,884,619
Buildings and improvements	14,848,149	-	640,586	(480,337)	15,008,398
Machinery and equipment	6,791,865	-	938,519	(359,463)	7,370,921
Infrastructure-Highway	30,242,310	-	1,884,297	(1,973,415)	30,153,192
Total accumulated depreciation	<u>53,699,917</u>	-	<u>3,531,017</u>	<u>(2,813,804)</u>	<u>54,417,130</u>
Total capital assets, being depreciated, net	93,360,725	-	1,972,493	(1,597,853)	93,735,365
Governmental activities capital assets, net	<u>\$ 97,911,733</u>	\$ -	<u>\$ 2,568,263</u>	<u>\$ (1,750,719)</u>	<u>\$ 98,729,277</u>

Depreciation expense was charged to functions as follows:

Governmental activities:	
General government	\$ 961,966
Public safety	302,888
Public works	1,884,297
Health and social services	43,723
Culture, recreation and education	296,203
Conservation and development	41,940
Total governmental activities depreciation expense	<u>\$ 3,531,017</u>

WOOD COUNTY, WISCONSIN
NOTES TO FINANCIAL STATEMENTS
December 31, 2019

IV – DETAIL NOTES ON ALL FUNDS (continued)

NOTE A – Assets (continued)

3. Capital assets (continued)

	Balance <u>January 1</u>	<u>Transfers</u>	<u>Additions</u>	<u>Disposals</u>	Balance <u>December 31</u>
Business-type activities:					
Capital assets, not being depreciated:					
Land	\$ 288,316	\$ -	\$ 25,856	\$ (43,732)	\$ 270,440
Construction work in progress	-	-	82,016	-	82,016
Total capital assets, not being depreciated	<u>288,316</u>	<u>-</u>	<u>107,872</u>	<u>(43,732)</u>	<u>352,456</u>
Capital assets, being depreciated:					
Land improvements	483,821	-	47,655	-	531,476
Buildings and Improvements	14,226,674	-	474,382	(302,997)	14,398,059
Machinery and equipment	15,070,456	-	1,461,057	(973,494)	15,558,019
Other capital assets	89,919	-	-	-	89,919
Total capital assets, being depreciated	<u>29,870,871</u>	<u>-</u>	<u>1,983,094</u>	<u>(1,276,491)</u>	<u>30,577,473</u>
Less accumulated depreciation for:					
Land improvements	362,445	-	15,499	-	377,944
Buildings and Improvements	8,887,725	-	322,114	(264,777)	8,945,062
Machinery and equipment	9,357,841	-	666,817	(588,360)	9,436,298
Other capital assets	61,670	-	2,314	-	63,984
Total accumulated depreciation	<u>18,669,681</u>	<u>-</u>	<u>1,006,744</u>	<u>(853,137)</u>	<u>18,823,288</u>
Total capital assets, being depreciated net	<u>11,201,189</u>	<u>-</u>	<u>976,350</u>	<u>(423,355)</u>	<u>11,754,185</u>
Business-type activities capital assets, net	<u>\$ 11,489,506</u>	<u>\$ -</u>	<u>\$ 1,084,222</u>	<u>\$ (467,087)</u>	<u>\$ 12,106,641</u>
Depreciation was charged as follows:					
Edgewater Haven Nursing Home			\$ 223,295		
Norwood Health Center			\$ 133,472		
Highway			649,977		
			<u>\$ 1,006,744</u>		

WOOD COUNTY, WISCONSIN
NOTES TO FINANCIAL STATEMENTS
December 31, 2019

IV – DETAIL NOTES ON ALL FUNDS (continued)

NOTE A – Assets (continued)

4. Restricted Assets

Mandatory segregations of assets are presented on the statement of net position as restricted cash. Such segregations are required by the agreements with external parties.

The following is a list of restricted cash at December 31, 2019:

	General Fund	Human Services	Other Governmental	Edgewater Haven Nursing Home	Norwood Health Center	Total
Clerk of Court deposits	\$ 603,907	\$ -	\$ -	\$ -	\$ -	\$ 603,907
Health coalition deposits	47,219	-	-	-	-	47,219
Timber sale performance bonds	57,316	-	-	-	-	57,316
Register of Deeds deposits	52,576	-	-	-	-	52,576
Patient & Volunteer Funds	-	11,839	-	-	-	11,839
Inmate deposits	-	-	47,217	-	-	47,217
Non Metallic Mining bonds	9,300	-	131,798	-	-	141,098
Transportation & Econ Development	-	-	732	-	-	732
Patient funds	-	-	-	5,683	15,402	21,085
City of Marshfield TID Incentives	155,120	-	-	-	-	155,120
	<u>\$ 925,438</u>	<u>\$ 11,839</u>	<u>\$ 179,747</u>	<u>\$ 5,683</u>	<u>\$ 15,402</u>	<u>\$ 1,138,109</u>

NOTE B – Liabilities

1. Pension Plan Obligations and Post-employment Benefits

Employee Retirement Plan

Plan Description – The WRS is a cost-sharing multiple-employer defined benefit pension plan. WRS benefits and other plan provisions are established by Chapter 40 of the Wisconsin Statutes. Benefit terms may only be modified by the legislature. The retirement system is administered by the Wisconsin Department of Employee Trust Funds (ETF). The system provides coverage to all eligible State of Wisconsin, local government, and other public employees. All employees, initially employed by a participating WRS employer on or after July 1, 2011, and expected to work at least 1,200 hours a year (880 hours for teachers and school district educational support employees) and expected to be employed for at least one year from employee’s date of hire are eligible to participate in the WRS. ETF issues a standalone Comprehensive Annual Financial Report (CAFR), which can be found at <http://etf.wi.gov/publications/cafr.htm>.

Vesting – For employees beginning participation on or after January 1, 1990, and no longer actively employed on or after April 24, 1998, creditable service in each of five years is required for eligibility for a retirement annuity. Participants employed prior to 1990 and on or after April 24, 1998, and prior to July 1, 2011, are immediately vested. Participants who initially became WRS eligible on or after July 1, 2011, must have five years of creditable service to be vested.

WOOD COUNTY, WISCONSIN
NOTES TO FINANCIAL STATEMENTS
December 31, 2019

IV – DETAIL NOTES ON ALL FUNDS (continued)

NOTE B – Liabilities (continued)

1. Pension Plan Obligations and Post-employment Benefits (continued)

Employee Retirement Plan (continued)

Benefits Provided – Employees who retire at or after age 65 (54 for protective occupation employees, 62 for elected officials and executive service retirement plan participants, if hired on or before 12/31/2016) are entitled to a retirement benefit based on a formular factor, their final average earnings, and creditable service.

Final average earnings is the average of the participant's three highest annual earnings periods. Creditable service includes current service and prior service for which a participant received earnings and made contributions as required. Creditable service also includes creditable military service. The retirement benefit will be calculated as a money purchase benefit based on the employee's contributions plus matching employer's contributions, with interest, if that benefit is higher than the formular benefit.

Vested participants may retire at age 55 (50 for protective occupations) and receive an actuarially-reduced benefit. Participants terminating covered employment prior to eligibility for an annuity may either receive employee-required contributions plus interest as a separation benefit or leave contributions on deposit and defer application until eligible to receive a retirement benefit.

The WRS also provides death and disability benefits for employees.

Post-Retirement Adjustments – The Employee Trust Funds Board may periodically adjust annuity payments from the retirement system based on annual investment performance in accordance with s. 40.27, Wis. Stat. An increase (or decrease) in annuity payments may result when investment gains (losses), together with other actuarial experience factors, create a surplus (shortfall) in the reserves, as determined by the system's consulting actuary. Annuity increases are not based on cost of living or other similar factors. For Core annuities, decreases may be applied only to previously granted increases. By law, Core annuities cannot be reduced to an amount below the original, guaranteed amount (the "floor") set at retirement. The Core and Variable annuity adjustments granted during recent years are as follows:

Year	Core Fund	Variable
2009	(2.1%)	(42.0%)
2010	(1.3%)	22.0%
2011	(1.2%)	11.0%
2012	(7.0%)	(7.0%)
2013	(9.6%)	9.0%
2014	4.7%	25.0%
2015	2.9%	2.0%
2016	0.5%	(5.0%)
2017	2.0%	4.0%
2018	2.4%	17.0%

WOOD COUNTY, WISCONSIN
NOTES TO FINANCIAL STATEMENTS
December 31, 2019

IV – DETAIL NOTES ON ALL FUNDS (continued)

NOTE B – Liabilities (continued)

1. Pension Plan Obligations and Post-employment Benefits (continued)

Employee Retirement Plan (continued)

Contributions – Required contributions are determined by an annual actuarial valuation in accordance with Chapter 40 of the Wisconsin Statutes. The employee required contribution is one-half of the actuarially determined contribution rate for general category employees, including teachers, and executives and elected officials. Required contributions for protective employees are the same rate as general employees. Employers are required to contribute the remainder of the actuarially determined contribution rate. The employer may not pay the employee required contribution unless provided for by an existing collective bargaining agreement.

During the reporting period, the WRS recognized \$2,048,129 in contributions from the employer.

Employee Category	Employee	Employer
General (Including Teachers, Executives & Elected Officials)	6.55%	6.55%
Protective with Social Security	6.55%	10.55%
Protective without Social Security	6.55%	14.95%

Pension Liabilities, Pension Expense, and Deferred Outflows of Resources and Deferred Inflows of Resources Related to Pensions – At December 31, 2019, the County reported a liability of \$6,923,584 for its proportionate share of the net pension liability. The net pension liability was measured as of December 31, 2018, and the total pension liability used to calculate the net pension liability was determined by an actuarial valuation as of December 31, 2017, rolled forward to December 31, 2018. No material changes in assumptions or benefit terms occurred between the actuarial valuation date and the measurement date. The County’s proportion of the net pension liability was based on the County’s share of contributions to the pension plan relative to the contributions of all participating employers. At December 31, 2018, the County’s proportion was 0.19460919% which was an increase of 0.00143501% from its proportion measured as of December 31, 2017.

For the year ended December 31, 2019, the County recognized pension expense of \$4,720,937.

WOOD COUNTY, WISCONSIN
NOTES TO FINANCIAL STATEMENTS
December 31, 2019

IV – DETAIL NOTES ON ALL FUNDS (continued)

NOTE B – Liabilities (continued)

1. Pension Plan Obligations and Post-employment Benefits (continued)

Employee Retirement Plan (continued)

At December 31, 2019, the County reported deferred outflows of resources and deferred inflows of resources related to pensions from the following sources:

	Deferred Outflows of Resources	Deferred Inflows of Resources
Differences between expected and actual experience	\$ 5,392,425	\$ (9,531,868)
Changes in assumptions	1,167,063	-
Net differences between projected and actual earnings on pension plan investments	10,111,421	-
Changes in proportion and differences between employer contributions and proportionate share of contributions	45,690	(5,049)
Employer contributions subsequent to the measurement date	2,048,129	
	\$ 18,764,728	\$ (9,536,917)

\$2,048,129 reported as deferred outflows related to pension resulting from the County's contributions subsequent to the measurement date will be recognized as a reduction of the net pension liability in the year ended December 31, 2020. Other amounts reported as deferred outflows of resources and deferred inflows of resources related to pension will be recognized in pension expense as follows:

Year Ended December 31:	Net Deferred Outflows (Inflows) of Resources
2019	\$ 2,614,600
2020	661,043
2021	1,134,605
2022	2,769,434

WOOD COUNTY, WISCONSIN
NOTES TO FINANCIAL STATEMENTS
December 31, 2019

IV – DETAIL NOTES ON ALL FUNDS (continued)

NOTE B – Liabilities (continued)

1. Pension Plan Obligations and Post-employment Benefits (continued)

Employee Retirement Plan (continued)

Actuarial Assumptions – The total pension liability in the December 31, 2018, actuarial valuation was determined using the following actuarial assumptions, applied to all periods included in the measurement:

Actuarial valuation date	December 31, 2017
Measurement date of net pension asset	December 31, 2018
Actuarial cost method	Entry Age
Asset valuation method	Fair market value
Long-term expected rate of return	7.00%
Discount rate	7.00%
Salary increases:	
Inflation	3.00%
Seniority/Merit	0.1% - 5.6%
Mortality	Wisconsin 2018 Mortality Table
Post-retirement adjustments*	1.90%

** No post-retirement adjustment is guaranteed. Actual adjustments are based on recognized investment return, actuarial experience, and other factors. 1.9% is the assumed annual adjustment based on the investment return assumption and the post-retirement discount rate.*

Actuarial assumptions are based upon an experience study conducted in 2018 that covered a three-year period from January 1, 2015 to December 31, 2017. Based on the experience study, actuarial assumptions used to measure the total pension liability changed from the prior year, including the discount rate, long-term expected rate of return, post-retirement adjustment, wage inflation rate, mortality, and separation rates. The total pension liability for December 31, 2018, is based upon a roll-forward of the liability calculated from the December 31, 2017, actuarial valuation.

Long-term expected Return on Plan Assets: The long-term expected rate of return on pension plan investments was determined using a building-block method in which best-estimate ranges of expected future real rates of return (expected returns, net of pension plan investment expense and inflation) are developed for each major asset class. These ranges are combined to produce the long-term expected rate of return by weighting the expected future real rates of return by the target asset allocation percentage and by adding expected inflation. The target allocation and best estimates of arithmetic real rates of return for each major asset class are summarized in the following table:

WOOD COUNTY, WISCONSIN
NOTES TO FINANCIAL STATEMENTS
December 31, 2019

IV – DETAIL NOTES ON ALL FUNDS (continued)

NOTE B – Liabilities (continued)

1. Pension Plan Obligations and Post-employment Benefits (continued)

Employee Retirement Plan (continued)

Core Fund Asset Class	Asset Allocation %	Long-Term Expected Nominal Rate of Return	Long-Term Real Rate of Return
Global Equities	49%	8.1%	5.5%
Fixed Income	24.5%	4.0%	1.5%
Inflation Sensitive Assets	15.5%	3.8%	1.3%
Real Estate	9%	6.5%	3.9%
Private Equity / Debt	8%	9.4%	6.7%
Multi-asset	4%	6.7%	4.1%
Total Core Fund	110%	7.3%	4.7%
<u>Variable Fund Asset Class</u>			
US Equities	70%	7.5%	5.0%
International Equities	30%	8.5%	5.9%
Total Variable Fund	100%	8.0%	5.4%

Single Discount Rate: A single discount rate of 7.0% was used to measure the Total Pension Liability, as opposed to a discount rate of 7.2% for the prior year. The discount rate is based on the expected rate of return on pension plan investments of 7.00% and a municipal bond rate of 3.71%. Because of the unique structure of the WRS, the 7.0% expected rate of return implies that a dividend of approximately 1.9% will always be paid after reflecting known changes in the Market Recognition Account. For purposes of the single discount rate, it was assumed that the dividend would always be paid. The projection of cash flows used to determine this single discount rate assumed that plan member contributions will be made at the current contribution rate and that employer contributions will be made at rates equal to the difference between actuarially determined contribution rates and the member rate. Based on these assumptions, the pension plan's fiduciary net position was projected to be available to make all projected future benefit payments (including expected dividends) of current plan members. Therefore, the long-term expected rate of return on pension plan investments was applied to all periods of projected benefit payments to determine the total pension liability.

WOOD COUNTY, WISCONSIN
NOTES TO FINANCIAL STATEMENTS
December 31, 2019

IV – DETAIL NOTES ON ALL FUNDS (continued)

NOTE B – Liabilities (continued)

1. Pension Plan Obligations and Post-employment Benefits (continued)

Employee Retirement Plan (continued)

Sensitivity of the County’s Proportionate Share of the Net Pension Liability (Asset) to Changes in the Discount Rate: The following presents the County’s proportionate share of the net pension liability (asset) calculated using the discount rate of 7.0 percent, as well as what the County’s proportionate share of the net pension liability (asset) would be if it were calculated using a discount rate that is 1-percentage-point lower (6.0 percent) or 1-percentage-point higher (8.0 percent) than the current rate:

	1% Decrease to Discount Rate (6.0%)	Current Discount Rate (7.0%)	1% Increase to Discount Rate (8.0%)
County's proportionate share of the net pension liability (asset)	\$ 27,515,051	\$ 6,923,584	\$ (8,387,767)

Pension Plan Fiduciary Net Position – Detailed information about the pension plan’s fiduciary net position is available in separately issued financial statements available at <http://etf.wi.gov/publications/cafr.htm>.

Payables to the Pension Plan – At December 31, 2019, the County reported a payable of \$306,375 for the outstanding amount of contributions to the pension plan required for the year ended December 31, 2019.

Post-employment Benefits

The County provides other postemployment benefits (OPEB) for regular employees through a single-employer defined benefit plan OPEB plan. An employee hired before January 1, 2019 and with at least 15 consecutive years of employment with the County, who becomes eligible for WRS benefits, and who applies for WRS benefits within 30 days of the last day they reported to work, shall be allowed to use up to 100 days of accumulated sick leave at the rate in effect at the time of retirement to use for health insurance premiums. The employee is able to participate in the retiree medical plan if they pay 100% of the retiree premium. If at the time of retirement, an employee had family coverage under the plan, the spouse and eligible dependents may continue in the plan if they pay 100% of the family premium. The benefit provisions are established through collective bargaining and employment agreements. The plan does not issue a stand-alone financial report.

WOOD COUNTY, WISCONSIN
NOTES TO FINANCIAL STATEMENTS
December 31, 2019

IV – DETAIL NOTES ON ALL FUNDS (continued)

NOTE B – Liabilities (continued)

1. Pension Plan Obligations and Post-employment Benefits (continued)

Membership of the plan consisted of 19 retirees receiving benefits and 481 active plan members at December 31, 2017.

The County’s total OPEB liability at December 31, 2019 was \$3,010,655. The total OPEB liability was measured as of December 31, 2018, and was based on a roll-forward of the liability calculated in the December 31, 2017 actuarial valuation. The total OPEB liability was determined using the following assumptions and other inputs, applied to all periods included in the measurement, unless otherwise specified:

Inflation	2.5%
Salary increases:	
Inflation	3.0%
Merit	0.1% - 5.6%
Health Care Cost	7.5% decreasing by 0.5% down to 6.5%, then by 0.1% per year down to 5.0% and level thereafter
Discount Rate	4.0%
Mortality	Wisconsin 2012 Mortality Table
Actuarial assumptions	Based on an experience study conducted in 2015 using WRS experience from 2012-2014

The 4.0 percent discount rate used to measure the total OPEB liability was determined by the actuary at Bond Buyer Go for a 20-year AA municipal bond as of December 31, 2018.

Changes in the total OPEB liability for the year ended December 31, 2019, are as follows:

Balance at December 31, 2018	<u>\$ 2,871,797</u>
Changes for the year;	
Service cost	261,326
Interest	103,223
Changes of assumptions	(119,249)
Benefit payments	<u>(106,442)</u>
Net Changes	<u>138,858</u>
Balance at December 31, 2019	<u><u>\$ 3,010,655</u></u>

WOOD COUNTY, WISCONSIN
NOTES TO FINANCIAL STATEMENTS
December 31, 2019

IV – DETAIL NOTES ON ALL FUNDS (continued)

NOTE B – Liabilities (continued)

1. Pension Plan Obligations and Post-employment Benefits (continued)

The following presents the total OPEB liability of the County, as well as what the County’s total OPEB liability would be if it were calculated using a discount rate that is 1.0 percentage point lower (3.0%) or 1.0 percentage higher (5.0%) than the current rate:

	1.0% Decrease to Discount Rate (3.0%)	Current Discount Rate (4.0%)		1.0% Increase to Discount Rate (5.0%)
County's total OPEB liability	\$ 3,253,027	\$ 3,010,655	\$	2,784,260

The following represents the County’s total OPEB liability calculated using the healthcare cost trend rate of 7.5% decreased to 5.0%, as well as what the County’s total OPEB liability would be if it were calculated using the healthcare cost trend rate that is 1 percentage point lower (6.5% decreasing to 4.0%) or 1 percentage point higher (8.5% decreasing to 6.0%) than the current rate:

	1.0% Decrease to (6.5% decreasing to 4.0%)	Healthcare Cost Trend Rates (7.5% decreasing to 5.0%)		1.0% Increase to (8.5% decreasing to 6.0%)
County's total OPEB liability	\$ 2,699,275	\$ 3,010,655	\$	3,381,972

For the year ended December 31, 2018, the County, recognized OPEB expense of \$106,442. At December 31, 2019, the County reported deferred outflows of resources related to OPEB from the following sources:

		Deferred Outflows of Resources
County's contributions subsequent to the measurement date	\$	83,039

The amount of \$83,039 reported as deferred outflows of resources related to OPEB resulting from the County’s contributions subsequent to the measurement date will be recognized as a reduction of the total OPEB liability in the year ended December 31, 2020.

WOOD COUNTY, WISCONSIN
NOTES TO FINANCIAL STATEMENTS
December 31, 2019

IV – DETAIL NOTES ON ALL FUNDS (continued)

NOTE B – Liabilities (continued)

2. Other Employee Benefits

Health and Workers' Compensation

The County has chosen to establish risk-financing funds for risks associated with the employees' health and workers' compensation insurance plans. These risk-financing funds are accounted for as internal service funds where assets are set aside for claim settlements. A premium is charged to each fund that accounts for part-time or full-time employees.

The County provides health insurance coverage for its employees for up to \$100,000 per person per insured event. The County obtains independent coverage for insured events in excess of the \$100,000 limit and a County aggregate total of \$10,915,796 per year. The County provides workers' compensation coverage for its employees up to the statutory limit.

Liabilities include an amount for claims that have been incurred but not reported (IBNRs). IBNRs have been calculated by estimating three months of claims for employee health. IBNR's for worker's compensation uses estimated medical, indemnity and other expense reserves for specific cases for all open years. This calculation takes in the effects of inflation and recent claim settlement trends.

Changes in the balances of claim liabilities (IBNRs) for the past two years are as follows:

	Worker's Compensation		Employee Health Plan	
	2019	2018	2019	2018
Beginning balance	\$ 125,864	\$ 63,059	\$ 595,197	\$ 749,832
Claims incurred	475,834	217,734	9,609,653	10,179,493
Claims paid	259,212	154,929	9,677,560	10,334,128
Ending balance	\$ 342,486	\$ 125,864	\$ 527,290	\$ 595,197

3. Claims and Judgments

Risk Management

The County is exposed to various risks of loss related to torts; theft of, damage to, and destruction of assets; errors and omissions; and natural disasters. The County manages these risks through the purchase of various forms of commercial insurance. Some of those commercial insurance policies have established deductible amounts whereby the County would be responsible for the portion of claims, losses and damages under the deductible limits. All funds participate in the coverage provided by the commercial insurance carriers for general liability and property coverage.

There were no significant reductions in insurance coverage from the prior year. There have been no insurance settlements in the last three years (2017 – 2019) that exceeded insurance coverage.

WOOD COUNTY, WISCONSIN
NOTES TO FINANCIAL STATEMENTS
December 31, 2019

IV – DETAIL NOTES ON ALL FUNDS (continued)

NOTE B – Liabilities (continued)

3. Claims and Judgments (continued)

Risk Management (continued)

Professional Liability Insurance

Human Services Inpatient and Outpatient Care and Edgewater Haven Nursing Home’s professional liability insurance for claim losses (limits listed below) covers professional liability claims incurred during a policy year (occurrence-base coverage). The professional liability insurance policy is renewable annually and has been renewed by the insurance carrier for the annual period extending through the dates listed below.

		Human Services Inpatient and Outpatient Care	Edgewater Haven Nursing Home
Limits	Per Claim	\$ 1,000,000	\$ 1,000,000
	Annual Aggregate	3,000,000	3,000,000
	Umbrella	3,000,000	-
Renewed through		April 1, 2020	April 1, 2020

4. Lease Obligations (Capital and Operating)

Operating Leases

Wood County Human Services leases group homes, office space and various items of office equipment that are classified as operating leases.

Future minimum payments, by year and in the aggregate, under non-cancelable operating leases with initial or remaining terms in excess of one year, at December 31, 2019, consist of the following:

<u>Year Ended December 31</u>	
2020	\$ 109,760
2021	112,754
2022	115,823
2023	118,968
2024	122,193
	<u>\$ 579,498</u>

Human Services rental expense amounted to \$163,200 and \$109,806 for 2019 and 2018 respectively.

WOOD COUNTY, WISCONSIN
NOTES TO FINANCIAL STATEMENTS
December 31, 2019

IV – DETAIL NOTES ON ALL FUNDS (continued)

NOTE B – Liabilities (continued)

4. Lease Obligations (Capital and Operating)(continued)

Capital Leases

General County departments, as lessees, lease various pieces of equipment for monthly payments.

The assets acquired through capital leases are as follows:

	Governmental Activities
Machinery and equipment	\$ 96,063
Less: Value below capitalization level	(24,667)
Less: Accumulated depreciation	(43,056)
Total	<u>\$ 28,340</u>

WOOD COUNTY, WISCONSIN
NOTES TO FINANCIAL STATEMENTS
December 31, 2019

IV – DETAIL NOTES ON ALL FUNDS (continued)

NOTE B – Liabilities (continued)

5. Long-Term Obligations

A detail of the County’s indebtedness follows:

	Outstanding 12/31/2019
<u>General Obligation Bonds:</u>	
2012 tax exempt bonds due in annual installments of between \$370,000 to \$425,000 through 10/1/2021; interest at 2.00% Notes were issued to finance remodeling costs of \$2,855,000 for the nursing home and to advance refund the 2011 \$755,000 tax exempt notes	\$ 845,000
2014 general obligation promissory notes with installments between \$395,000 to \$690,000 through 10/01/24 interest between 2.0% to 4.0% Notes were issued to fund \$4.825 million of highway construction in 2015	2,465,000
2015 general obligation promissory notes with installments between \$380,000 to \$840,000 through 10/01/24 interest between 2.0% to 2.5% Notes were issued to fund \$4.785 million of highway construction in 2016, fund \$1.02 million of a STEM addition at UW Marshfield/Wood County, and refinance the State Trust Fund Loan for \$880,000	4,060,000
2016 general obligation promissory notes with installments between \$775,000 to \$1,175,000 through 10/01/26 interest between 1.0% to 2.0% Notes were issued to fund \$4.73 million of highway construction in 2017, and fund \$5.0 million of Courthouse and River Block building renovations	7,195,000
2017 general obligation promissory notes with installments between \$495,000 to \$600,000 through 10/01/27 interest between 1.0% to 2.0% Notes were issued to fund \$2.5 million of highway construction in 2018, fund \$1.19 million of Constructions in Progress, and \$1.75 million refinance of State Trust Fund Loans which were paid in 2018	4,430,000
2018 general obligation promissory notes with installments between \$345,000 to \$385,000 through 10/01/28 interest is 3.0% Notes were issued to fund \$2.3 million of highway construction in 2019, fund \$1.14 million of Constructions in Progress	3,095,000
2019 general obligation promissory notes with installments between \$355,000 to \$565,000 through 10/01/29 interest is 2.0% Notes were issued to fund \$2.32 million of highway construction in 2019, fund \$2.53 million of Constructions in Progress	4,845,000
Total Indebtedness	\$ 26,935,000

General obligation bonds/ notes are secured by the full faith and credit and unlimited taxing power of the County and will be retired by future property tax levies and resources accumulated in the Debt Service Fund.

WOOD COUNTY, WISCONSIN
NOTES TO FINANCIAL STATEMENTS
December 31, 2019

IV – DETAIL NOTES ON ALL FUNDS (continued)

NOTE B – Liabilities (continued)

Legal debt margin

The government is subject to a debt limit that is 5 percent of the full valuation of taxable real property. At December 31, 2019 that amount was \$277,880,760. As of December 31, 2019 the total outstanding debt applicable to the limit was \$26,624,484 which is 9.58 percent of the total debt limit.

5. Long-Term Obligations (continued)

The long-term obligations of the County are as follows:

<u>Type</u>	<u>Balance January 1</u>	<u>Additions</u>	<u>Removals</u>	<u>Balance December 31</u>	<u>Due Within One Year</u>
Governmental activities					
General obligation bonds/notes	\$ 25,490,000	\$ 4,845,000	\$ 3,400,000	\$ 26,935,000	\$ 3,785,000
Premium on bonds/notes	758,440	80,863	108,571	730,732	-
Net general obligation bonds/notes	26,248,440	4,925,863	3,508,571	27,665,732	3,785,000
Capital leases-DOT	178,116	-	-	178,116	-
Capital leases	54,544	199,771	48,983	205,332	56,330
Total OPEB liability	1,913,845	254,292	157,431	2,010,706	-
Net pension liability	-	5,164,756	-	5,164,756	-
Compensated absences	4,643,516	1,640,865	1,559,839	4,724,542	1,591,036
Total governmental activities long-term obligations	33,038,461	12,185,547	5,274,824	39,949,184	5,432,366
Business-type activities:					
Total OPEB liability	957,952	110,257	68,260	999,949	-
Net pension liability	-	1,758,828	-	1,758,828	-
Compensated absences	1,763,782	651,309	556,031	1,859,060	567,152
Total Business-type activities long-term obligations	2,721,734	2,520,394	624,291	4,617,837	567,152
Total - All activities	\$ 35,760,195	\$ 14,705,941	\$ 5,899,115	\$ 44,567,021	\$ 5,999,518

Payments of governmental fund debt are made by the debt service fund. Governmental vested employee benefits and compensated absences will be liquidated by the General Fund.

The County has acquired three vehicles financed 80 percent through lease agreements with the Wisconsin Department of Transportation. The leases will be deemed settled when the County has satisfied use agreements to include mileage and years.

Aggregate cash flow requirements for the retirement of general obligation long-term principal and interest on December 31, 2019, follows:

<u>Year</u>	<u>Principal</u>	<u>Interest</u>	<u>Total</u>
2020	\$ 3,785,000	\$ 505,533	\$ 4,290,533
2021	3,800,000	519,083	4,319,083
2022	3,655,000	430,083	4,085,083
2023	3,730,000	353,358	4,083,358
2024	3,775,000	269,200	4,044,200
2025-2029	8,190,000	418,450	8,608,450
Totals	\$ 26,935,000	\$ 2,495,705	\$ 29,430,705

WOOD COUNTY, WISCONSIN
NOTES TO FINANCIAL STATEMENTS
December 31, 2019

IV – DETAIL NOTES ON ALL FUNDS (continued)

NOTE C – Interfund Receivables and Payables and Interfund Transfers

The individual interfund receivable and payable balances at December 31, 2019, are as follows:

<u>Fund</u>	<u>Interfund Receivables</u>	<u>Interfund Payables</u>
General Fund	\$ -	\$ 5,650,491
<u>Special Revenue Funds</u>		
Human Services	1,648,051	-
Nonmajor	943,815	189,760
Debt Service Fund	310,516	-
Capital Projects Fund	4,987,723	-
<u>Enterprise Funds</u>		
Edgewater	151,556	
Norwood		2,201,879
Highway		3,252,992
<u>Internal Services Funds</u>		
Workers Compensation	2,457,716	
Health Benefits		1,578,423
Building Maintenance	819,389	
Other Post-employment benefits	1,512,189	
PC Replacement	42,590	
Totals	<u>\$ 12,873,545</u>	<u>\$ 12,873,545</u>

Balances represent other funds' share of cash that is pooled in the General Fund. Interfund payable balances are recouped with the collection of year-end net receivables over payables.

WOOD COUNTY, WISCONSIN
NOTES TO FINANCIAL STATEMENTS
December 31, 2019

IV – DETAIL NOTES ON ALL FUNDS (continued)

NOTE C – Interfund Receivables and Payables and Interfund Transfers (continued)

<u>Fund Type</u>	<u>Transfers In</u>	<u>Transfers Out</u>
<u>Governmental</u>		
<u>Major</u>		
General Fund from Human Services	\$ 2,258,145	\$ -
General Fund to Highway	-	225,763
General Fund from Norwood	596,288	-
General Fund from Edgewater	373,359	-
General Fund from Child Support	4,245	-
Total General Fund	<u>3,232,037</u>	<u>225,763</u>
Human Services to/from General Fund	-	2,258,145
Child Support to/from General Fund	-	4,245
Capital Projects Fund from General Fund	225,763	
<u>Business-type Major Funds</u>		
Edgewater from General Fund	-	373,359
Norwood Health Center	-	596,288
Totals	<u>\$ 3,457,800</u>	<u>\$ 3,457,800</u>

The Child Support Fund transferred \$4,245, the Human Services Fund transferred \$2,258,145, Edgewater transferred \$373,359, and Norwood transferred \$596,288 to the General Fund due to unneeded tax levy subsidy. The Capital Projects received a transfer of \$225,763 from Highway Governmental (General Fund).

WOOD COUNTY, WISCONSIN
NOTES TO FINANCIAL STATEMENTS
December 31, 2019

IV – DETAIL NOTES ON ALL FUNDS (continued)

NOTE D – Fund Equity

1. Allocations of Fund Equity

Following is more detailed information on the governmental fund balances:

	General Fund	Human Services	Other Governmental Funds	Total
Nonspendable for:				
Inventory	\$ 4,201	\$ -	\$ -	\$ 4,201
Prepays	417,262	18,728	-	435,990
Delinquent Taxes	637,876	-	-	637,876
Restricted for				
Debt Service	-	-	310,516	310,516
Capital Projects	-	-	4,987,723	4,987,723
Committed to:				
Clerk Elections	300,488			300,488
Building Numbering	7,283			7,283
Police Radio	64,196	-	-	64,196
Public Health WIC	4,221			4,221
Health-Grants	10,484	-	-	10,484
Health-Dental Sealants	34,307	-	-	34,307
Health-Sanitation	221,524	-	-	221,524
HR Labor Relations	89,435	-	-	89,435
Land Conservation	44,714	-	-	44,714
Census Redistricting	4,500	-	-	4,500
Permits & Fines	9,237	-	-	9,237
Property & Liability Ins	36,677	-	-	36,677
Reg of Deeds-Redaction	15,800	-	-	15,800
Indian Law Enforcement	53,212	-	-	53,212
Electronic Monitoring	423,443	-	-	423,443
Jail Surcharge	138,091	-	-	138,091
Voice-Over IP	61,290	-	-	61,290
UW Ext Project Accounts	111,337	-	-	111,337
Veteran's Relief	5,935	-	-	5,935
Veteran's Relief Donations	2,848	-	-	2,848
Victim Witness Task Force	6,230	-	-	6,230
	-	-	-	
Assigned to:				
Aging & Disability Services	-	-	60,577	60,577
Forestry Roads	-	-	5,972	5,972
Wildlife Habitat	-	-	2,490	2,490
Forests State Aid	-	-	319,207	319,207
Parks State Aid	-	-	46,187	46,187
Parks Capital Projects	-	-	124,623	124,623
Powers Bluff	-	-	11,124	11,124
Land Records	-	-	165,162	165,162
Private Sewage	-	-	55,555	55,555
Non Metallic Mining	-	-	33,038	33,038
MDV			9,751	9,751
Milcreek	-	-	16,084	16,084
Land Conservation	-	-	28,964	28,964
Transportation & Economic Development	-	-	49,252	49,252
Sheriff and Corrections	-	-	119,130	119,130
County Highways	1,552,016	-	-	1,552,016
Unassigned	17,004,838	(101,111)	-	16,903,727
	<u>\$ 21,261,445</u>	<u>\$ (82,383)</u>	<u>\$ 6,345,355</u>	<u>\$ 27,524,417</u>

WOOD COUNTY, WISCONSIN
NOTES TO FINANCIAL STATEMENTS
December 31, 2019

V – OTHER INFORMATION

Note A – Joint Ventures and Jointly Governed Organizations

Marshfield Fairgrounds Commission

The Marshfield Fairgrounds Commission is a joint venture between the Wood County Board of Supervisors and the City of Marshfield Common Council for the improvement, maintenance, repair and operation of the Marshfield Fairgrounds. The Commission Board consists of six members: three county board supervisors who are appointed by the chairman of the Wood County Board with the approval of the county board and three aldermen from the City of Marshfield who are appointed by the mayor with approval of the council. The Fairgrounds Commission has the full, complete and exclusive jurisdiction of the fairgrounds. Wood County is providing funds for the construction, improvement, repair and maintenance of the buildings located on the Marshfield Fairgrounds, other than such properties owned by third parties, while the City of Marshfield is to provide the necessary funds for the maintenance of the land, exclusive of the buildings and similar structures. Any buildings or structures constructed upon the fairgrounds by the Commission become the property of the City of Marshfield. In 2019, the County paid \$25,000 to the Commission. Complete, separate financial statements for the Fairgrounds Commission may be obtained through the Secretary/Treasurer of the Commission.

University Commission: UW-Marshfield/Wood County

The University Commission: UW-Marshfield/Wood County (Commission) is a joint venture between the Wood County Board of Supervisors and the Common Council of the City of Marshfield for the purchase of the site and construction of said center, and the care, custody, maintenance, improvement and repair of the lands and buildings during its operation as a University Extension Center. The Commission Board consists of six members: three county board supervisors who are appointed by the chairman of the Wood County Board with approval of the county board and three aldermen from the City of Marshfield who are appointed by the mayor with approval of the council. Before September of every year, the Commission submits to the Wood County Board and the Marshfield Common Council a budget indicating the amount needed from each governing body to defray the costs of maintenance, care, custody, repair and improvement of the buildings and premises of the University of Wisconsin – Marshfield/Wood County for the ensuing year. In 2019, the County paid \$149,754 (\$75,492 operations and \$74,262 capital projects) to the Commission for its share of expenditures. Complete, separate financial statements for the University Commission: UW-Marshfield/Wood County may be obtained at:

UW-Marshfield/Wood County
Assistant Campus Dean of Administrative Services
2000 West 5th Street
Marshfield, WI 54449.

WOOD COUNTY, WISCONSIN
NOTES TO FINANCIAL STATEMENTS
December 31, 2019

V – OTHER INFORMATION (continued)

Note A – Joint Ventures and Jointly Governed Organizations (continued)

Aging and Disability Resource Center of Central Wisconsin (ADRC-CW)

Wood County joined with Marathon County to jointly administer an ADRC Grant from the State of Wisconsin in 2007. An intergovernmental agreement was signed setting up the structure of the Aging and Disability Resource Center of Central Wisconsin (ADRC-CW). Langlade and Lincoln Counties joined the ADRC-CW in 2011. The ADRC-CW Board consists of three representatives from each county, two of which need to be county board members. There are also three citizen members on the ADRC-CW board. The Wood County Elderly Transportation program, which was being administered by the ADRC-CW was transferred to the Wood County Human Services Department at the start of 2013.

In accordance with the intergovernmental agreement, Wood County provides one third of the tax levy support for the joint operation. For 2019 Wood County provided \$198,278 of the total tax levy support.

Complete, separate financial statements for the Aging and Disability Resource Center of Central Wisconsin may be obtained at the Finance Department, Marathon County, 500 Forest Street, Wausau, WI 54403.

Inclusa of Central Wisconsin

Wood County is a participant with nine other Counties in Inclusa, a regional entity created to provide long-term care services to eligible residents in the three counties. Wood County appoints three of the nine-member Inclusa Board. Wood County has no equity interest in the Inclusa and any obligations or debt of the Inclusa, are not the obligations or debts of any county that created the entity. The County received revenue of \$85,799 for Transportation and \$32,271 for the Outpatient Clinic from Inclusa In 2019.

Note B – Contingencies

The County participates in a number of intergovernmental grant programs, which have various requirements, and are subject to audit by the awarding agencies. Such audits may result in reimbursements of funds advanced or disallowance of program expenditures. The County believes the amount of reimbursement or disallowance, if any, would be immaterial.

There are several lawsuits pending in which the County is involved. The County's Corporation Counsel estimates the potential claims resulting from litigation against the County that are not covered by insurance would not materially affect the financial statements of the County.

Note C – Subsequent Event

Beginning in March 2020, the United States economy began suffering adverse effects from the COVID-19 Crisis ("CV19 Crisis"). As of the date of issuance of the financial statements, the County had not suffered material adverse impacts from the CV19 Crisis. The future impact of the CV19 Crisis on the County cannot be reasonably estimated at this time.

**REQUIRED
SUPPLEMENTARY
INFORMATION**

REQUIRED SUPPLEMENTARY INFORMATION

**SCHEDULE OF CHANGES IN THE COUNTY'S TOTAL OPEB LIABILITY AND RELATED RATIOS
LAST 10 YEARS***

	2019	2018
Measurement date	12/31/2018	12/31/2017
Total OPEB Liability		
Service Cost	\$ 261,326	\$ 261,326
Interest	103,223	92,695
Change of benefit terms	(119,249)	-
Benefit payments	(106,442)	-
Net change in total OPEB liability	138,858	354,021
Total OPEB liability - Beginning	2,871,797	2,517,776
Total OPEB liability - Ending	\$ 3,010,655	\$ 2,871,797
Covered-employee payroll	\$ 27,477,112	\$ 27,477,112
Total OPEB Liability as a percentage of covered-employee payroll	10.96%	10.45%

Notes to Schedule:

Benefit changes: There were no changes of benefit terms.

Changes of assumptions: There were no changes in assumptions

*This schedule is intended to present information for the last 10 years. Additional information will be presented as it becomes available

REQUIRED SUPPLEMENTARY INFORMATION

SCHEDULE OF EMPLOYER CONTRIBUTIONS
WISCONSIN RETIREMENT SYSTEM (WRS)
Last Ten Fiscal Years

	2019	2018	2017	2016	2015
Contractually required contribution for the fiscal period	\$ 2,048,129	\$ 2,020,345	\$ 1,965,759	\$ 1,807,110	\$ 1,849,753
Contributions in relation to the contractually required contribution	<u>\$ (2,048,129)</u>	<u>\$ (2,020,345)</u>	<u>\$ (1,965,759)</u>	<u>\$ (1,807,110)</u>	<u>\$ (1,849,753)</u>
Contributed deficiency (excess)	<u>\$ -</u>	<u>\$ -</u>	<u>\$ -</u>	<u>\$ -</u>	<u>\$ -</u>
County's covered payroll for the fiscal period	\$ 29,606,987	\$ 28,594,962	\$ 27,476,211	\$ 26,643,092	\$ 26,166,131
Contributions as a percentage of covered payroll	6.92%	7.07%	7.15%	6.78%	7.07%

Notes to the schedules:

Changes of benefit terms: There were no changes of benefit terms for any participation employer in WRS

Changes of assumptions: Actuarial assumptions are based upon an experience study conducted in 2018 using experience from 2015-2017. Based on the experience study conducted in 2018, actuarial assumptions used to develop the total pension liability changed, including the discount rate, long-term expected rate of return, post-retirement adjustment, wage inflation rate, mortality,

SCHEDULE OF THE EMPLOYER'S PROPORTIONATE
SHARE OF THE NET PENSION LIABILITY (ASSET)
WISCONSIN RETIREMENT SYSTEM (WRS)
Last Ten Fiscal Years

	2019	2018	2017	2016	2015
Measurement date	12/31/2018	12/31/2017	12/31/2016	12/31/2015	12/31/2014
County's proportion of the net pension liability (asset)	0.19460919	0.19317418	0.19174093	0.19334645	0.19601525
County proportionate share of the net pension liability (asset)	\$ 6,923,584	\$ (5,735,570)	\$ 1,580,403	\$ 3,141,843	\$ (4,814,671)
County's covered payroll during the measurement period	\$ 28,594,962	\$ 27,476,211	\$ 26,643,092	\$ 26,166,131	\$ 25,864,506
County's proportionate share of the net pension liability (asset) as a percentage of its covered payroll	24.21%	-20.87%	5.93%	12.01%	-18.61%
Plan fiduciary net position as a percentage of the total pension liability	96.45%	102.93%	99.12%	98.20%	102.74%

Information for the last ten years will be shown as the data becomes available. 2015 was the 1st year of implementation.

**COMBINING AND
INDIVIDUAL
FUND
STATEMENTS
AND SCHEDULES**

WOOD COUNTY, WISCONSIN

NON-MAJOR GOVERNMENTAL FUNDS

SPECIAL REVENUE FUNDS

Special revenue funds are used to account for the proceeds from specific revenue sources (other than expendable trust or major capital projects) that are either restricted or committed to use for specific purposes. During 2019, the County had the following non-major special revenue funds:

Aging & Disability Resource Center – to account for the County’s share of the joint venture with Marathon, Lincoln and Langlade to provide education, advocacy and access to services to lessen the impact of aging and disabilities in the lives of adults. Funding is provided through Tax Levy.

Child Support Fund – to account for the provisions of services to County residents in the areas of child support enforcement, paternity establishment and medical support enforcement. Funding is provided through federal and state grants.

Parks:

Forestry Roads Fund – to account for the costs related to the improvement of public roads within the County forests, which are open and used for travel. Funding is provided through state grants.

Forests State Aid Fund – to account for the costs related to the purchase, development, preservation and maintenance of County forestlands. Funding is provided through state grants.

Parks State Aid Fund – to account for the costs related to the maintenance and construction of ATV and snowmobile trails. Funding is provided through state grants.

Wildlife Habitat Fund – to account for expenditures related to wildlife management operations on County forest lands, limited to approved projects designed to benefit wildlife and the natural environment. Funding is provided through state grants.

Parks Capital Projects – to account for the costs and funding of parks capital projects where the total project costs are shared between the County and the State. Funding is provided by state grants and parks revenues; typically timber sales.

Planning and Zoning:

Land Records Fund – to account for the modernization of land information using tools such as Geographic Information Systems (GIS) and document imaging software, and the costs related to GIS software training and other educational and informational programs. Funding is provided by recording fees collected by the Register of Deeds and state grants.

Private Sewage Fund – to account for the maintenance of safe and healthful conditions by regulating private onsite wastewater treatment systems (POWTS) use including location, installation, operation, management, inspection and repair. Revenues are provided by permit fees charged to property owners obtaining sanitary permits in Wood County.

Land & Water Conservation:

DNR Grants Fund – to account for services provided to landowners within the watershed, and others including farmers and units of government with water quality and soil erosion problems and the costs related to educational and informational programs. Funding is provided through state grants.

Nonmetallic Mining Reclamation Fund – to account for the costs related to the regulation and administration of the Wood County nonmetallic mining reclamation ordinance. Revenues are provided by permit fees charged to operators of all nonmetallic mining sites.

Land & Water Conservation Fund – the contributions are to be used for environmental awareness, conservation or education involving land conservation

14-Mile and Mill Creek Watersheds – the contributions are to be used for services provided to landowners within the watersheds with water quality and soil erosion problems and the cost related to educational and information programs.

Transportation and Economic Development Fund – to account for the maintenance and enhancement of economic development of Wood County through the promotion and support of industrial development and transportation services. Funding is provided through state grants.

Sheriff Fund – to account for specific elements of sheriff and corrections that are handled in a trust capacity. The Sheriff Fund is a non-budgeted fund. In 2019, the fund encompassed the following: rescue activities, drug investigations, bonds, canine operations, jail canteen and inmate deposits.

Ho-Chunk Donations – to account for contributions from, and uses of, proceeds by the Ho-Chunk Native American Nation. Wood County informs the Nation of the planned and actual uses of the revenue to assure them that the uses of revenue do not conflict with the interests of the Nation.

SALES TAX

The Sales Tax Fund – to account for the collection of sales tax and is maintained as a special revenue fund for budgetary purposes only. Under GAAP, this fund does not meet the criteria to be reported as a special revenue fund and is reported as part of the General Fund.

DEBT SERVICE FUND

The Debt Service Fund – is used to account for the accumulation and use of financial resources to pay principal, interest, and related costs on general long-term debt.

CAPITAL PROJECT FUNDS

A Capital Project Fund – is created to account for financial resources used for the acquisition or construction of major capital facilities other than those financed by proprietary funds. During 2019, the County had the following Capital Project Funds:

Courthouse, Towers and Riverblock Capital Project Fund – to account for the capital projects for the Courthouse and Riverblock, construction and costs related to the communication towers project in the Town of Lincoln and City of Marshfield along with the necessary buildings and equipment.

Highway Capital Project Fund – to account for the construction and costs related to highway improvement projects.

WOOD COUNTY, WISCONSIN
NONMAJOR GOVERNMENTAL FUNDS
Combining Balance Sheet
December 31, 2019

	Special Revenue Funds				
	Aging & Disability Resource Center	Child Support	Parks	Planning and Zoning	Land & Water Conservation
ASSETS					
Cash and temporary cash investments	\$ 32,428	\$ 10	\$ -	\$ -	\$ -
Receivables:					
Miscellaneous	-	205,166	32,768	-	-
Due from other governments	28,149	-	-	-	-
Due from other funds	-	-	476,835	225,034	239,662
Total Current Assets	<u>60,577</u>	<u>205,176</u>	<u>509,603</u>	<u>225,034</u>	<u>239,662</u>
Total Assets	<u>\$ 60,577</u>	<u>\$ 205,176</u>	<u>\$ 509,603</u>	<u>\$ 225,034</u>	<u>\$ 239,662</u>
LIABILITIES					
Accounts payable	\$ -	\$ -	\$ -	\$ -	\$ -
Accrued compensation	-	29,522	-	4,317	7,812
Special deposits	-	-	-	-	131,798
Due to other governments	-	-	-	-	1,140
Due to other funds	-	175,654	-	-	-
Unearned revenue	-	-	-	-	11,075
Total Liabilities	<u>-</u>	<u>205,176</u>	<u>-</u>	<u>4,317</u>	<u>151,825</u>
FUND BALANCE (DEFICIT)					
Restricted:					
Fund Balance-Res Capital Projects	-	-	-	-	-
Fund Balance-Res for Debt Svc	-	-	-	-	-
Assigned:					
Aging Services	60,577	-	-	-	-
Forestry Roads	-	-	5,972	-	-
Wildlife Habitat	-	-	2,490	-	-
Forest State Aid	-	-	319,207	-	-
Parks State Aid	-	-	46,187	-	-
Parks Capital Projects	-	-	124,623	-	-
Powers Bluff	-	-	11,124	-	-
Land Records	-	-	-	165,162	-
Private Sewage	-	-	-	55,555	-
Non Metallic Mining	-	-	-	-	33,038
MDV	-	-	-	-	9,751
Mill Creek	-	-	-	-	16,084
Land Conservation	-	-	-	-	28,964
Transportation & Economic Developer	-	-	-	-	-
Sheriff and Corrections	-	-	-	-	-
Total Fund Balances (Deficit)	<u>60,577</u>	<u>-</u>	<u>509,603</u>	<u>220,717</u>	<u>87,837</u>
Total Liabilities and Fund (Deficit)	<u>\$ 60,577</u>	<u>\$ 205,176</u>	<u>\$ 509,603</u>	<u>\$ 225,034</u>	<u>\$ 239,662</u>

Transportation & Economic Development	Ho-Chunk Donations	Sheriff	Debt Service Fund	Capital Projects Funds		Total
				Highway	Buildings & Towers	
\$ 47,700	\$ -	\$ 209,234	\$ -	\$ -	\$ -	\$ 289,372
-	-	-	-	-	-	237,934
-	-	-	-	-	-	28,149
2,284	-	-	310,516	2,272,165	2,715,558	6,242,054
<u>49,984</u>	<u>-</u>	<u>209,234</u>	<u>310,516</u>	<u>2,272,165</u>	<u>2,715,558</u>	<u>6,797,509</u>
<u>\$ 49,984</u>	<u>\$ -</u>	<u>\$ 209,234</u>	<u>\$ 310,516</u>	<u>\$ 2,272,165</u>	<u>\$ 2,715,558</u>	<u>\$ 6,797,509</u>
\$ -	\$ -	\$ 28,781	\$ -	\$ -	\$ -	\$ 28,781
-	-	-	-	-	-	41,651
732	-	47,217	-	-	-	179,747
-	-	-	-	-	-	1,140
-	-	14,106	-	-	-	189,760
-	-	-	-	-	-	11,075
<u>732</u>	<u>-</u>	<u>90,104</u>	<u>-</u>	<u>-</u>	<u>-</u>	<u>452,154</u>
-	-	-	-	2,272,165	2,715,558	4,987,723
-	-	-	310,516	-	-	310,516
-	-	-	-	-	-	60,577
-	-	-	-	-	-	5,972
-	-	-	-	-	-	2,490
-	-	-	-	-	-	319,207
-	-	-	-	-	-	46,187
-	-	-	-	-	-	124,623
-	-	-	-	-	-	11,124
-	-	-	-	-	-	165,162
-	-	-	-	-	-	55,555
-	-	-	-	-	-	33,038
-	-	-	-	-	-	9,751
-	-	-	-	-	-	16,084
-	-	-	-	-	-	28,964
49,252	-	-	-	-	-	49,252
-	-	119,130	-	-	-	119,130
<u>49,252</u>	<u>-</u>	<u>119,130</u>	<u>310,516</u>	<u>2,272,165</u>	<u>2,715,558</u>	<u>6,345,355</u>
<u>\$ 49,984</u>	<u>\$ -</u>	<u>\$ 209,234</u>	<u>\$ 310,516</u>	<u>\$ 2,272,165</u>	<u>\$ 2,715,558</u>	<u>\$ 6,797,509</u>

WOOD COUNTY, WISCONSIN
NONMAJOR GOVERNMENTAL FUNDS
Combining Statement of Revenues, Expenditures and
Changes in Fund Balances

For the Year Ended December 31, 2019

	Special Revenue Funds				
	Aging & Disability Resource Center	Child Support	Parks	Planning and Zoning	Land and Water Conservation
REVENUES					
Taxes	\$ 198,278	\$ 93,880	\$ -	\$ -	\$ -
Intergovernmental Revenues	-	927,835	163,155	61,474	274,563
Licenses and Permits	-	-	-	146,611	-
Fines, Forfeits and Penalties	-	-	-	11,051	-
Public Charges for Services	-	15,930	-	98,766	43,030
Investment Income	5,312	-	-	-	-
Miscellaneous	-	-	18,696	460	-
Total revenues	203,590	1,037,645	181,851	318,362	317,593
EXPENDITURES					
Current:					
General Government	-	1,033,400	-	-	-
Public Safety	-	-	-	-	-
Public Works	-	-	-	-	-
Health and Human Services	198,278	-	-	-	-
Culture, Recreation and Education	-	-	148,424	-	-
Conservation and Development	-	-	210,828	296,695	310,526
Capital Outlay:					
General Government	-	-	-	-	-
Public Safety	-	-	-	-	-
Public Works	-	-	-	-	-
Health and Human Services	-	-	-	-	-
Culture, Recreation and Education	-	-	-	-	-
Debt Service:					
Principal retirement	-	-	-	-	-
Interest and fiscal charges	-	-	-	-	-
Total Expenditures	198,278	1,033,400	359,252	296,695	310,526
Excess (Deficiency) of Revenues Over (Under) Expenditures	5,312	4,245	(177,401)	21,667	7,067
OTHER FINANCING SOURCES (USES)					
Issuance of Debt	-	-	-	-	-
Premium on bonds/notes	-	-	-	-	-
Transfers in	-	-	-	-	-
Transfers out	-	(4,245)	-	-	-
Total Other Financing Sources (Uses)	-	(4,245)	-	-	-
Net Change in Fund Balance	5,312	-	(177,401)	21,667	7,067
Fund Balance (Deficit) - January 1	55,265	-	687,004	199,050	80,770
Fund Balance (Deficit) - December 31	\$ 60,577	\$ -	\$ 509,603	\$ 220,717	\$ 87,837

Transportation & Economic Development	Ho-Chunk Donations	Sheriff	Debt Service Fund	Capital Project Funds		Total
				Highway	Buildings & Towers	
\$ 158,575	\$ -	\$ -	\$ 4,146,812	\$ -	\$ -	\$ 4,597,545
-	-	-	-	-	-	1,427,027
-	-	-	-	-	-	146,611
-	-	-	-	-	-	11,051
-	-	-	-	-	-	157,726
9	-	108	-	-	-	5,429
45,560	91,720	74,103	-	525,000	-	755,539
<u>204,144</u>	<u>91,720</u>	<u>74,211</u>	<u>4,146,812</u>	<u>525,000</u>	<u>-</u>	<u>7,100,928</u>
-	-	-	-	-	-	1,033,400
-	-	48,956	-	-	-	48,956
-	27,500	-	-	-	-	27,500
-	36,720	-	-	-	-	234,998
-	27,500	-	-	-	-	175,924
193,620	-	-	-	-	-	1,011,669
-	-	-	-	-	421,365	421,365
-	-	-	-	-	128,895	128,895
-	-	-	-	3,050,763	21,251	3,072,014
-	-	-	-	-	496,873	496,873
-	-	-	-	-	108,261	108,261
-	-	-	3,400,000	-	-	3,400,000
-	-	-	568,620	-	42,000	610,620
<u>193,620</u>	<u>91,720</u>	<u>48,956</u>	<u>3,968,620</u>	<u>3,050,763</u>	<u>1,218,645</u>	<u>10,770,475</u>
<u>10,524</u>	<u>-</u>	<u>25,255</u>	<u>178,192</u>	<u>(2,525,763)</u>	<u>(1,218,645)</u>	<u>(3,669,547)</u>
-	-	-	-	2,300,000	2,545,000	4,845,000
-	-	-	80,863	-	-	80,863
-	-	-	-	225,763	-	225,763
-	-	-	-	-	-	(4,245)
<u>-</u>	<u>-</u>	<u>-</u>	<u>80,863</u>	<u>2,525,763</u>	<u>2,545,000</u>	<u>5,147,381</u>
10,524	-	25,255	259,055	-	1,326,355	1,477,834
<u>38,728</u>	<u>-</u>	<u>93,875</u>	<u>51,461</u>	<u>2,272,165</u>	<u>1,389,203</u>	<u>4,867,521</u>
<u>\$ 49,252</u>	<u>\$ -</u>	<u>\$ 119,130</u>	<u>\$ 310,516</u>	<u>\$ 2,272,165</u>	<u>\$ 2,715,558</u>	<u>\$ 6,345,355</u>

WOOD COUNTY, WISCONSIN
AGING & DISABILITY RESOURCE CENTER SPECIAL REVENUE FUND
Schedule of Revenues, Expenditures, and Changes in Fund Balance - Budget and Actual

For the Year Ended December 31, 2019

	Budgeted Amounts		Actual Amounts	Variance with Final Budget Positive(Negative)
	Original	Final		
REVENUES				
Taxes:				
Taxes	\$ 198,278	\$ 198,278	\$ 198,278	\$ -
Total Taxes	<u>198,278</u>	<u>198,278</u>	<u>198,278</u>	<u>-</u>
Investment Income:				
Unrealized Gain/Loss on Investment	-	-	5,312	5,312
Total Investment Income	<u>-</u>	<u>-</u>	<u>5,312</u>	<u>5,312</u>
Total Revenues	<u>198,278</u>	<u>198,278</u>	<u>203,590</u>	<u>5,312</u>
EXPENDITURES				
Health and Human Services:				
Committee on Aging	198,278	198,278	198,278	-
Total Health and Human Services	<u>198,278</u>	<u>198,278</u>	<u>198,278</u>	<u>-</u>
Total Expenditures	<u>198,278</u>	<u>198,278</u>	<u>198,278</u>	<u>-</u>
Excess (Deficiency) of Revenues Over (Under) Expenditures	<u>\$ -</u>	<u>\$ -</u>	<u>5,312</u>	<u>\$ 5,312</u>
Net Change in Fund Balance	<u>\$ -</u>	<u>\$ -</u>	5,312	<u>\$ 5,312</u>
Fund Balance (Deficit) - January 1			<u>55,265</u>	
Fund Balance (Deficit) - December 31			<u>\$ 60,577</u>	

WOOD COUNTY, WISCONSIN
CHILD SUPPORT SPECIAL REVENUE FUND
Schedule of Revenues, Expenditures, and Changes in Fund Balance - Budget and Actual
For the Year Ended December 31, 2019

	Budgeted Amounts		Actual Amounts	Variance with Final Budget Positive(Negative)
	Original	Final		
REVENUES				
Taxes:				
Taxes	\$ 93,880	\$ 93,880	\$ 93,880	\$ -
Total Taxes	<u>93,880</u>	<u>93,880</u>	<u>93,880</u>	<u>-</u>
Intergovernmental Revenues:				
State Grants-Child Support	938,661	938,661	927,835	(10,826)
Total Intergovernmental	<u>938,661</u>	<u>938,661</u>	<u>927,835</u>	<u>(10,826)</u>
Public Charges for Services:				
Genetic Tests	4,300	4,300	4,335	35
Filing Fees	200	200	155	(45)
Service Fees	12,000	12,000	11,440	(560)
Extradition Charges	500	500	-	(500)
Total Public Charges for Services	<u>17,000</u>	<u>17,000</u>	<u>15,930</u>	<u>(1,070)</u>
Total Revenues	<u>1,049,541</u>	<u>1,049,541</u>	<u>1,037,645</u>	<u>(11,896)</u>
EXPENDITURES				
General Government:				
Child Support	1,049,541	1,049,541	1,033,400	16,141
Total General Government	<u>1,049,541</u>	<u>1,049,541</u>	<u>1,033,400</u>	<u>16,141</u>
Total Expenditures	<u>1,049,541</u>	<u>1,049,541</u>	<u>1,033,400</u>	<u>16,141</u>
Excess (Deficiency) of Revenues Over (Under) Expenditures	<u>-</u>	<u>-</u>	<u>4,245</u>	<u>4,245</u>
OTHER FINANCING SOURCES (USES)				
Transfers out	-	-	(4,245)	(4,245)
Total Other Financing Sources (Uses)	<u>-</u>	<u>-</u>	<u>(4,245)</u>	<u>(4,245)</u>
Net Change in Fund Balance	<u>\$ -</u>	<u>\$ -</u>	<u>-</u>	<u>\$ -</u>
Fund Balance (Deficit) - January 1			<u>-</u>	
Fund Balance (Deficit) - December 31			<u>\$ -</u>	

WOOD COUNTY, WISCONSIN
PARKS SPECIAL REVENUE FUND
Schedule of Revenues, Expenditures, and Changes in Fund Balance - Budget and Actual

For the Year Ended December 31, 2019

	Budgeted Amounts		Actual Amounts	Variance with Final Budget Positive(Negative)
	Original	Final		
REVENUES				
Intergovernmental Revenues:				
State Grants-ATV Maintenance	\$ 6,715	\$ 6,715	\$ 6,715	\$ -
State Grants-Snowmobile Trail Maintenance	67,925	141,875	151,423	9,548
State Grants-Parks	162,500	162,500	-	(162,500)
State Aid-Forestry	1,771	1,771	1,772	1
State Aid-Forestry Roads	3,249	3,249	3,245	(4)
Total Intergovernmental	<u>242,160</u>	<u>316,110</u>	<u>163,155</u>	<u>(152,955)</u>
Miscellaneous:				
Sale of Property	10,000	10,000	10,233	233
Donations-Other	5,830	5,830	4,313	(1,517)
Donated Services-ATV Club	6,000	6,000	4,150	(1,850)
Total Miscellaneous	<u>21,830</u>	<u>21,830</u>	<u>18,696</u>	<u>(3,134)</u>
Total Revenues	<u>263,990</u>	<u>337,940</u>	<u>181,851</u>	<u>(156,089)</u>
EXPENDITURES				
Culture, Recreation and Education:				
Maintenance Snowmobile Trails	81,510	155,460	138,145	17,315
ATV Maintenance	11,370	11,370	10,274	1,096
Powers Bluff	-	-	5	(5)
Total Culture, Recreation and Education	<u>92,880</u>	<u>166,830</u>	<u>148,424</u>	<u>18,406</u>
Conservation and Development:				
State Forestry Roads	7,000	7,000	3,427	3,573
State Wildlife Habitat	2,500	2,500	567	1,933
Park & Forestry Capital Projects	359,330	359,330	206,834	152,496
Total Conservation and Development	<u>368,830</u>	<u>368,830</u>	<u>210,828</u>	<u>158,002</u>
Total Expenditures	<u>461,710</u>	<u>535,660</u>	<u>359,252</u>	<u>176,408</u>
Excess (Deficiency) of Revenues Over (Under) Expenditures	<u>(197,720)</u>	<u>(197,720)</u>	<u>(177,401)</u>	<u>20,319</u>
Net Change in Fund Balance	<u>\$ (197,720)</u>	<u>\$ (197,720)</u>	<u>(177,401)</u>	<u>\$ 20,319</u>
Fund Balance (Deficit) - January 1			<u>687,004</u>	
Fund Balance (Deficit) - December 31			<u>\$ 509,603</u>	

WOOD COUNTY, WISCONSIN
PLANNING AND ZONING SPECIAL REVENUE FUND
Schedule of Revenues, Expenditures, and Changes in Fund Balance - Budget and Actual

For the Year Ended December 31, 2019

	Budgeted Amounts		Actual Amounts	Variance with Final Budget Positive(Negative)
	Original	Final		
REVENUES				
Intergovernmental Revenues:				
State Aid-Modernization Grants	\$ 58,120	\$ 58,120	\$ 37,264	\$ (20,856)
State Grants-Private Sewage	20,000	20,000	24,210	4,210
Total Intergovernmental	78,120	78,120	61,474	(16,646)
Licenses and Permits:				
Sanitary Permit Fees	60,253	60,253	56,476	(3,777)
Wisconsin Fund Application Fees	750	750	750	-
HT Database Annual Fee	90,560	90,560	89,220	(1,340)
Water Meter Revenues	-	-	165	165
Total Licenses and Permits	151,563	151,563	146,611	(4,952)
Fines, Forfeits and Penalties:				
Private Sewage Fines	15,000	15,000	11,051	(3,949)
Total Fines, Forfeits and Penalties	15,000	15,000	11,051	(3,949)
Public Charges for Services:				
Land Record Fees	92,880	92,880	88,216	(4,664)
Map & Data Sales	100	100	70	(30)
Private Sewage	19,150	19,150	10,480	(8,670)
Total Public Charges for Services	112,130	112,130	98,766	(13,364)
Miscellaneous:				
Miscellaneous Revenue	3,250	3,250	460	(2,790)
Total Miscellaneous	3,250	3,250	460	(2,790)
Total Revenues	360,063	360,063	318,362	(41,701)
EXPENDITURES				
Conservation and Development:				
Land Record	246,791	246,383	110,910	135,473
Private Sewage System	261,997	261,997	185,785	76,212
Total Conservation and Development	508,788	508,380	296,695	211,685
Total Expenditures	508,788	508,380	296,695	211,685
Excess (Deficiency) of Revenues Over (Under) Expenditures	<u>\$ (148,725)</u>	<u>\$ (148,317)</u>	21,667	<u>\$ 169,984</u>
Fund Balance (Deficit) - January 1			<u>199,050</u>	
Fund Balance (Deficit) - December 31			<u>\$ 220,717</u>	

WOOD COUNTY, WISCONSIN
LAND AND WATER CONSERVATION SPECIAL REVENUE FUND
Schedule of Revenues, Expenditures, and Changes in Fund Balance - Budget and Actual

For the Year Ended December 31, 2019

	Budgeted Amounts		Actual Amounts	Variance with Final Budget Positive(Negative)
	Original	Final		
REVENUES				
Intergovernmental Revenues:				
State Grants-Land Conservation	\$ 346,449	\$ 346,449	\$ 274,563	\$ (71,886)
Total Intergovernmental	<u>346,449</u>	<u>346,449</u>	<u>274,563</u>	<u>(71,886)</u>
Public Charges for Services:				
Fees and Sales	38,705	38,705	43,030	4,325
Total Public Charges for Services	<u>38,705</u>	<u>38,705</u>	<u>43,030</u>	<u>4,325</u>
Total Revenues	<u>385,154</u>	<u>385,154</u>	<u>317,593</u>	<u>(67,561)</u>
EXPENDITURES				
Conservation and Development:				
DATCP Grant	314,582	314,582	263,297	51,285
Non-Metallic Mining Reclamation	40,349	40,349	40,098	251
MDV	1,390	1,390	1,216	174
Mill Creek Conservation	22,000	22,000	5,915	16,085
Total Conservation and Development	<u>378,321</u>	<u>378,321</u>	<u>310,526</u>	<u>67,795</u>
Total Expenditures	<u>378,321</u>	<u>378,321</u>	<u>310,526</u>	<u>67,795</u>
Net Change in Fund Balance	<u>\$ 6,833</u>	<u>\$ 6,833</u>	7,067	<u>\$ 234</u>
Fund Balance (Deficit) - January 1			<u>80,770</u>	
Fund Balance (Deficit) - December 31			<u>\$ 87,837</u>	

WOOD COUNTY, WISCONSIN
TRANSPORTATION AND ECONOMIC DEVELOPMENT SPECIAL REVENUE FUND
 Schedule of Revenues, Expenditures, and Changes in Fund Balance - Budget and Actual

For the Year Ended December 31, 2019

	Budgeted Amounts		Actual Amounts	Variance with Final Budget Positive(Negative)
	Original	Final		
REVENUES				
Taxes:				
Taxes	\$ 158,575	\$ 158,575	\$ 158,575	\$ -
Total Taxes	<u>158,575</u>	<u>158,575</u>	<u>158,575</u>	<u>-</u>
Intergovernmental Revenues:				
Investment Income:				
Interest Revenue-Capital Projects	10	10	9	(1)
Total Investment Income	<u>10</u>	<u>10</u>	<u>9</u>	<u>(1)</u>
Miscellaneous:				
Miscellaneous Revenue	30,000	30,000	45,560	15,560
Total Miscellaneous	<u>30,000</u>	<u>30,000</u>	<u>45,560</u>	<u>15,560</u>
Total Revenues	<u>188,585</u>	<u>188,585</u>	<u>204,144</u>	<u>15,559</u>
EXPENDITURES				
Conservation and Development:				
Airport Aid	13,384	13,384	17,500	(4,116)
Trans and Economic Development	145,191	145,191	141,020	4,171
CDBG-ED	35,000	35,000	35,100	(100)
Total Conservation and Development	<u>193,575</u>	<u>193,575</u>	<u>193,620</u>	<u>(45)</u>
Total Expenditures	<u>193,575</u>	<u>193,575</u>	<u>193,620</u>	<u>(45)</u>
Net Change in Fund Balance	<u>\$ (4,990)</u>	<u>\$ (4,990)</u>	10,524	<u>\$ 15,514</u>
Fund Balance (Deficit) - January 1			<u>38,728</u>	
Fund Balance (Deficit) - December 31			<u>\$ 49,252</u>	

WOOD COUNTY, WISCONSIN
HO-CHUNK DONATIONS SPECIAL REVENUE FUND
Schedule of Revenues, Expenditures, and Changes in Fund Balance - Budget and Actual

For the Year Ended December 31, 2019

	Budgeted Amounts		Actual Amounts	Variance with Final Budget Positive(Negative)
	Original	Final		
REVENUES				
Donations-Other	\$ 91,720	\$ 91,720	\$ 91,720	\$ -
Total Revenues	<u>91,720</u>	<u>91,720</u>	<u>91,720</u>	<u>-</u>
EXPENDITURES				
Public Works:				
Maintenance CTHS Snow Remov	27,500	27,500	27,500	-
Total Public Works	<u>27,500</u>	<u>27,500</u>	<u>27,500</u>	<u>-</u>
Health and Human Services:				
Public Health	9,220	9,220	9,220	-
Outpatient Clinic	27,500	27,500	27,500	-
Total Health and Human Services	<u>36,720</u>	<u>36,720</u>	<u>36,720</u>	<u>-</u>
Culture, Recreation and Education:				
County Parks	27,500	27,500	27,500	-
Total Culture, Recreation and Education	<u>27,500</u>	<u>27,500</u>	<u>27,500</u>	<u>-</u>
Total Expenditures	<u>91,720</u>	<u>91,720</u>	<u>91,720</u>	<u>-</u>
Excess (Deficiency) of Revenues Over (Under) Expenditures	<u>\$ -</u>	<u>\$ -</u>	-	<u>\$ -</u>
Fund Balance (Deficit) - January 1			-	
Fund Balance (Deficit) - December 31			<u>\$ -</u>	

WOOD COUNTY, WISCONSIN**SALES TAX FUND**Schedule of Revenues, Expenditures, and Changes in Fund Balance - Budget and Actual
(Non-GAAP Budgetary Basis)

For the Year Ended December 31, 2019

	Budgeted Amounts		Actual Amounts	Variance with Final Budget Positive(Negative)
	Original	Final		
REVENUES				
Taxes:				
County Sales Tax	\$ 5,800,000	\$ 5,800,000	\$ 5,728,972	\$ (71,028)
Total Taxes	<u>5,800,000</u>	<u>5,800,000</u>	<u>5,728,972</u>	<u>(71,028)</u>
Total Revenues	<u>5,800,000</u>	<u>5,800,000</u>	<u>5,728,972</u>	<u>(71,028)</u>
EXPENDITURES				
Total Expenditures	<u>-</u>	<u>-</u>	<u>-</u>	<u>-</u>
Excess (Deficiency) of Revenues Over (Under) Expenditures	<u>5,800,000</u>	<u>5,800,000</u>	<u>5,728,972</u>	<u>(71,028)</u>
OTHER FINANCING SOURCES (USES)				
Transfers Out	(5,800,000)	(5,800,000)	(5,728,972)	71,028
Total Other Financing Sources (Uses)	<u>(5,800,000)</u>	<u>(5,800,000)</u>	<u>(5,728,972)</u>	<u>71,028</u>
Net Change in Fund Balance	<u>\$ -</u>	<u>\$ -</u>	<u>-</u>	<u>\$ -</u>
Fund Balance (Deficit) - January 1			<u>-</u>	
Fund Balance (Deficit) - December 31			<u>\$ -</u>	

WOOD COUNTY, WISCONSIN

DEBT SERVICE FUND

Schedule of Revenues, Expenditures, and Changes in Fund Balance - Budget and Actual

For the Year Ended December 31, 2019

	Budgeted Amounts		Actual Amounts	Variance with Final Budget Positive(Negative)
	Original	Final		
REVENUES				
Taxes:				
Taxes	\$ 3,968,620	\$ 3,968,620	\$ 4,146,812	\$ 178,192
Total Taxes	<u>3,968,620</u>	<u>3,968,620</u>	<u>4,146,812</u>	<u>178,192</u>
Total Revenues	<u>3,968,620</u>	<u>3,968,620</u>	<u>4,146,812</u>	<u>178,192</u>
EXPENDITURES				
Debt Service:				
Principal retirement	3,400,000	3,400,000	3,400,000	-
Interest and fiscal charges	568,620	568,620	568,620	-
Total Debt Service	<u>3,968,620</u>	<u>3,968,620</u>	<u>3,968,620</u>	<u>-</u>
Total Expenditures	<u>3,968,620</u>	<u>3,968,620</u>	<u>3,968,620</u>	<u>-</u>
Excess (Deficiency) of Revenues Over (Under) Expenditures	<u>-</u>	<u>-</u>	<u>178,192</u>	<u>178,192</u>
OTHER FINANCING SOURCES (USES)				
Premium on Bonds/notes	-	-	80,863	80,863
Total Other Financing Sources (Uses)	<u>-</u>	<u>-</u>	<u>80,863</u>	<u>80,863</u>
Net Change in Fund Balance	<u>\$ -</u>	<u>\$ -</u>	259,055	<u>\$ 259,055</u>
Fund Balance (Deficit) - January 1			<u>51,461</u>	
Fund Balance (Deficit) - December 31			<u>\$ 310,516</u>	

WOOD COUNTY, WISCONSIN
CAPITAL PROJECTS HIGHWAY FUND
Schedule of Revenues, Expenditures, and Changes in Fund Balance - Budget and Actual

For the Year Ended December 31, 2019

	Budgeted Amounts		Actual Amounts	Variance with Final Budget Positive(Negative)
	Original	Final		
REVENUES				
Miscellaneous:				
Donations	\$ -	\$ -	\$ 525,000	\$ 525,000
Total Miscellaneous	<u>-</u>	<u>-</u>	<u>525,000</u>	<u>525,000</u>
Total Revenues	<u>-</u>	<u>-</u>	<u>525,000</u>	<u>525,000</u>
EXPENDITURES				
Capital Outlay:				
Cap Projects-Highway	\$ 2,313,082	\$ 2,313,082	\$ 3,050,763	\$ (737,681)
Total Capital Outlay	<u>2,313,082</u>	<u>2,313,082</u>	<u>3,050,763</u>	<u>(737,681)</u>
Total Expenditures	<u>2,313,082</u>	<u>2,313,082</u>	<u>3,050,763</u>	<u>(737,681)</u>
Excess (Deficiency) of Revenues Over (Under) Expenditures	<u>(2,313,082)</u>	<u>(2,313,082)</u>	<u>(2,525,763)</u>	<u>(212,681)</u>
OTHER FINANCING SOURCES (USES)				
Issuance of Debt	-	-	2,300,000	2,300,000
Transfers In	-	-	225,763	225,763
Total Other Financing Sources (Uses)	<u>-</u>	<u>-</u>	<u>2,525,763</u>	<u>2,525,763</u>
Net Change in Fund Balance	<u>\$ (2,313,082)</u>	<u>\$ (2,313,082)</u>	-	<u>\$ 2,313,082</u>
Fund Balance - January 1			<u>2,272,165</u>	
Fund Balance (Deficit) - December 31			<u>\$ 2,272,165</u>	

WOOD COUNTY, WISCONSIN
CAPITAL PROJECTS FUND-BUILDINGS & TOWERS
Schedule of Revenues, Expenditures, and Changes in Fund Balance - Budget and Actual

For the Year Ended December 31, 2019

	Budgeted Amounts		Actual Amounts	Variance with Final Budget Positive(Negative)
	Original	Final		
EXPENDITURES				
Capital Outlay:				
Cap Projects-Systems	\$ 420,000	\$ 375,000	\$ 373,065	\$ 1,935
Cap Projects-Parks	27,000	75,300	48,300	27,000
Cap Projects-Emergency Management	24,000	249,000	128,895	120,105
Cap Projects-Highway	15,337	15,337	21,251	(5,914)
Cap Projects-Edgewater	169,000	169,000	154,686	14,314
Cap Projects-Edgewater	360,777	357,477	342,187	15,290
Cap Projects-Consv & Dev	34,000	34,000	34,000	-
UW Remodeling/Construction	70,500	70,500	74,261	(3,761)
Total Capital Outlay	<u>1,120,614</u>	<u>1,345,614</u>	<u>1,176,645</u>	<u>168,969</u>
Debt Service:				
Paying Agent and Fiscal Charges	-	-	42,000	(42,000)
Total Debt Service	<u>-</u>	<u>-</u>	<u>42,000</u>	<u>(42,000)</u>
Total Expenditures	<u>1,120,614</u>	<u>1,345,614</u>	<u>1,218,645</u>	<u>126,969</u>
Excess (Deficiency) of Revenues Over (Under) Expenditures	<u>(1,120,614)</u>	<u>(1,345,614)</u>	<u>(1,218,645)</u>	<u>126,969</u>
OTHER FINANCING SOURCES (USES)				
Issuance of Debt	-	-	2,545,000	2,545,000
Total Other Financing Sources (Uses)	<u>-</u>	<u>-</u>	<u>2,545,000</u>	<u>2,545,000</u>
Net Change in Fund Balance	<u>\$ (1,120,614)</u>	<u>\$ (1,345,614)</u>	1,326,355	<u>\$ 2,671,969</u>
Fund Balance (Deficit) - January 1			<u>1,389,203</u>	
Fund Balance (Deficit) - December 31			<u>\$ 2,715,558</u>	

WOOD COUNTY, WISCONSIN

INTERNAL SERVICE FUNDS

Internal service funds are used to account for the financing and services provided by one department or agency to other departments or agencies of the County or to other governmental units on a cost-reimbursement basis. During 2019, the County had the following internal service funds:

Workers Compensation Fund – to account for the cost of the County employees' self-insured workers' compensation coverage. Revenues are provided by fees charged to user departments.

Employee Health Plan Fund – to account for the cost of the County employees' self-insured health plan. Revenues are provided by fees charged to user departments and employee paid premiums based on actuarial evaluations.

Building Maintenance Fund – to account for the costs of maintenance, repairs and improvements to the following county owned buildings: courthouse and jail, courthouse annex, joint use building, sheriff lockup, riverblock and Human Services 12th Street Center. Revenues are provided by rent charged to user departments.

Other Post-Employment Benefits (OPEB) – to account for the costs of the “pay-as-you-go” conversion of the value of employee sick leave to health coverage upon retirement. Revenues are provided by fees charged to user departments as a percentage of gross wages.

PC Replacement – to account for the replacement of computers for county departments. Revenues are provided by fees charged to user departments.

WOOD COUNTY, WISCONSIN
INTERNAL SERVICE FUNDS
Combining Statement of Net Position
December 31, 2019

	Workers Compensation	Employee Health Plan	Building Maintenance	OPEB	PC Replacement	Total Internal Service Funds
Assets						
Current Assets:						
Cash and temporary cash investments	\$ -	\$ 8,173,201	\$ -	\$ -	\$ -	\$ 8,173,201
Receivables:						
Due from other funds	2,457,716	-	819,389	1,512,189	42,590	4,831,884
Total Current Assets	<u>2,457,716</u>	<u>8,173,201</u>	<u>819,389</u>	<u>1,512,189</u>	<u>42,590</u>	<u>13,005,085</u>
Noncurrent Assets:						
Capital Assets:						
Land	-	-	801,696	-	-	801,696
Buildings	-	-	22,538,887	-	-	22,538,887
Machinery and equipment	-	-	484,322	-	-	484,322
Accumulated Depreciation	-	-	(11,279,098)	-	-	(11,279,098)
Total Capital Assets	<u>-</u>	<u>-</u>	<u>12,545,807</u>	<u>-</u>	<u>-</u>	<u>12,545,807</u>
Total Noncurrent Assets	<u>-</u>	<u>-</u>	<u>12,545,807</u>	<u>-</u>	<u>-</u>	<u>12,545,807</u>
Total Assets	<u>2,457,716</u>	<u>8,173,201</u>	<u>13,365,196</u>	<u>1,512,189</u>	<u>42,590</u>	<u>25,550,892</u>
Deferred Outflows of Resources						
Related to pensions	-	-	160,640	-	-	160,640
Total Assets and Deferred Outflows of Resources	<u>\$ 2,457,716</u>	<u>\$ 8,173,201</u>	<u>\$ 13,525,836</u>	<u>\$ 1,512,189</u>	<u>\$ 42,590</u>	<u>\$ 25,711,532</u>
Liabilities						
Current Liabilities:						
Other current liabilities	\$ 342,486	\$ 527,290	\$ -	\$ -	\$ -	\$ 869,776
Accrued compensation	28,488	-	13,020	-	-	41,508
Due to other governments	-	-	5,448	-	-	5,448
Due to other funds	-	1,578,423	-	-	-	1,578,423
Total Current Liabilities	<u>370,974</u>	<u>2,105,713</u>	<u>18,468</u>	<u>-</u>	<u>-</u>	<u>2,495,155</u>
Long-term Employee Benefits Net Pension Liability	-	-	58,296	-	-	58,296
Total Liabilities	<u>370,974</u>	<u>2,105,713</u>	<u>76,764</u>	<u>-</u>	<u>-</u>	<u>2,553,451</u>
Deferred Inflows of Resources						
Related to pensions-WRS	-	-	80,300	-	-	80,300
Total Liabilities and Deferred Inflow of Resources	<u>370,974</u>	<u>2,105,713</u>	<u>157,064</u>	<u>-</u>	<u>-</u>	<u>2,633,751</u>
Net Position						
Investment in capital assets	-	-	12,545,807	-	-	12,545,807
Unrestricted	2,086,742	6,067,488	822,965	1,512,189	42,590	10,531,974
Total Net Position	<u>2,086,742</u>	<u>6,067,488</u>	<u>13,368,772</u>	<u>1,512,189</u>	<u>42,590</u>	<u>23,077,781</u>
Total Liabilities , Deferred inflows and Net Position	<u>\$ 2,457,716</u>	<u>\$ 8,173,201</u>	<u>\$ 13,525,836</u>	<u>\$ 1,512,189</u>	<u>\$ 42,590</u>	<u>\$ 25,711,532</u>

WOOD COUNTY, WISCONSIN
INTERNAL SERVICE FUNDS
Combining Statement of Revenues, Expenses and
Changes in Net Position

For the Year Ended December 31, 2019

	Workers Compensation	Employee Health Plan	Building Maintenance	OPEB	PC Replacement	Total Internal Service Funds
Operating Revenues:						
Charges for Services	\$ -	\$ 1,534,171	\$ -	\$ -	\$ -	\$ 1,534,171
Intergovernmental Charges for Services	621,954	10,810,460	1,512,434	531,353	172,825	13,649,026
Miscellaneous	-	1,482,525	1,322	-	-	1,483,847
Total Operating Revenues	<u>621,954</u>	<u>13,827,156</u>	<u>1,513,756</u>	<u>531,353</u>	<u>172,825</u>	<u>16,667,044</u>
Operating Expenses:						
Maintenance	-	-	1,130,617	-	-	1,130,617
Claims and Administration	611,927	12,319,812	-	112,830	168,542	13,213,111
Depreciation	-	-	505,819	-	-	505,819
Total Operating Expenses	<u>611,927</u>	<u>12,319,812</u>	<u>1,636,436</u>	<u>112,830</u>	<u>168,542</u>	<u>14,849,547</u>
Operating income (loss)	<u>10,027</u>	<u>1,507,344</u>	<u>(122,680)</u>	<u>418,523</u>	<u>4,283</u>	<u>1,817,497</u>
Nonoperating Revenues (Expenses):						
Interest Income	-	115,830	-	-	-	115,830
Loss on disposal of fixed assets	-	-	(1,022,420)	-	-	(1,022,420)
Total Nonoperating Revenues (Expenses)	<u>-</u>	<u>115,830</u>	<u>(1,022,420)</u>	<u>-</u>	<u>-</u>	<u>(906,590)</u>
Change in Net Position	10,027	1,623,174	(1,145,100)	418,523	4,283	910,907
Net Position - January 1	<u>2,076,715</u>	<u>4,444,314</u>	<u>14,513,872</u>	<u>1,093,666</u>	<u>38,307</u>	<u>22,166,874</u>
Net Position - December 31	<u>\$ 2,086,742</u>	<u>\$ 6,067,488</u>	<u>\$ 13,368,772</u>	<u>\$ 1,512,189</u>	<u>\$ 42,590</u>	<u>\$ 23,077,781</u>

WOOD COUNTY, WISCONSIN
INTERNAL SERVICE FUNDS
Combining Statement of Cash Flows

For the Year Ended December 31, 2019

	Workers Compensation	Employee Health Plan	Building Maintenance	OPEB	PC Replacement	Total Internal Service Funds
INCREASE (DECREASE) IN CASH						
CASH FLOWS FROM OPERATING ACTIVITIES						
Cash received from grants, customers and third-party payors	\$ -	\$ 3,007,193	\$ 1,322	\$ -	\$ -	\$ 3,008,515
Cash received from interfund charges	621,954	11,116,152	1,512,434	531,353	172,825	13,954,718
Cash paid to employees for services	(63,192)	-	(241,230)	-	-	(304,422)
Cash paid to suppliers for goods and services	(565,435)	(12,386,003)	(777,191)	(531,353)	(172,825)	(14,432,807)
Cash paid to interfund charges	(23,342)	(1,716)	(114,230)	-	-	(139,288)
Net cash provided (used) by operating activities	<u>(30,015)</u>	<u>1,735,626</u>	<u>381,105</u>	<u>-</u>	<u>-</u>	<u>2,086,716</u>
CASH FLOWS FROM CAPITAL AND RELATED FINANCING ACTIVITIES						
Additions to property and equipment	-	-	(381,105)	-	-	(381,105)
Net cash provided (used) by capital and related financing activities	<u>-</u>	<u>-</u>	<u>(381,105)</u>	<u>-</u>	<u>-</u>	<u>(381,105)</u>
CASH FLOWS FROM INVESTING ACTIVITIES						
Interest received	-	115,830	-	-	-	115,830
Net cash provided (used) by investing activities	<u>-</u>	<u>115,830</u>	<u>-</u>	<u>-</u>	<u>-</u>	<u>115,830</u>
Net increase (decrease) in cash	(30,015)	1,851,456	-	-	-	1,821,441
Cash balance at beginning of year	30,015	6,321,745	-	-	-	6,351,760
Cash balance at end of year	<u>\$ -</u>	<u>\$ 8,173,201</u>	<u>\$ -</u>	<u>\$ -</u>	<u>\$ -</u>	<u>\$ 8,173,201</u>
Cash and temporary cash investments	<u>\$ -</u>	<u>\$ 8,173,201</u>	<u>\$ -</u>	<u>\$ -</u>	<u>\$ -</u>	<u>\$ 8,173,201</u>
	<u>\$ -</u>	<u>\$ 8,173,201</u>	<u>\$ -</u>	<u>\$ -</u>	<u>\$ -</u>	<u>\$ 8,173,201</u>
Reconciliation of Operating Income (Loss)						
to Net Cash Provided by (Used for) Operating Activities:						
Operating income (loss)	\$ 10,027	\$ 1,507,344	\$ (1,145,100)	\$ 418,523	\$ 4,283	\$ 795,077
Adjustments to reconcile the excess (deficiency) of revenues over expenses to net cash provided (used) by operating activities:						
Depreciation and amortization	-	-	505,819	-	-	505,819
Loss (gain) on disposal of fixed assets	-	-	1,022,420	-	-	1,022,420
Changes in operating assets and liabilities:						
Decrease (increase) in:						
Accounts receivable/due from other governments	-	-	-	-	-	-
Due from other funds	(261,589)	-	(22,968)	(418,523)	-	(703,080)
Increase (decrease) in:						
Accounts payable/due to other governments	-	-	(1,090)	-	-	(1,090)
Pension related items	-	-	19,913	-	-	19,913
Due to other funds	-	296,189	-	-	(4,283)	291,906
Accrued liabilities	4,925	-	2,111	-	-	7,036
Claims payable	216,622	(67,907)	-	-	-	148,715
Total adjustments	<u>(40,042)</u>	<u>228,282</u>	<u>1,526,205</u>	<u>(418,523)</u>	<u>(4,283)</u>	<u>1,291,639</u>
Net cash provided (used) by operating activities	<u>\$ (30,015)</u>	<u>\$ 1,735,626</u>	<u>\$ 381,105</u>	<u>\$ -</u>	<u>\$ -</u>	<u>\$ 2,086,716</u>

WOOD COUNTY, WISCONSIN

STATISTICAL SECTION

This part of Wood County's comprehensive annual financial report presents detailed information as a context for understanding what the information in the financial statements, note disclosures and required supplementary information says about Wood County's overall financial health:

Contents	Pages
<u>Financial Trends</u> These schedules contain trend information to help the reader understand how the county's financial performance and well-being have changed over time.	110-116
<u>Revenue Capacity</u> These schedules contain information to help the reader assess the county's most significant local revenue source, the property tax.	117-120
<u>Debt Capacity</u> These schedules present information to help the reader assess the affordability of the county's current levels of outstanding debt and the county's ability to issue additional debt in the future.	121-126
<u>Demographic and Economic Information</u> These schedules offer demographic and economic indicators to help the reader understand the environment within which the county's financial activities take place.	127-128
<u>Operating Information</u> These schedules contain service and infrastructure data to help the reader understand how the information in the county's financial report relates to the services that the county provides and the activities it performs.	129-134

Sources: Unless otherwise noted, the information in these schedules is derived from the comprehensive annual financial reports for the relevant year.

WOOD COUNTY, WISCONSIN

NET POSITION BY COMPONENT

LAST TEN FISCAL YEARS

As of December 31

(UNAUDITED)

	2010	2011	2012	2013	2014	2015	2016	2017	2018	2019
Governmental activities										
Net Investment in capital assets	\$ 73,186,403	\$ 74,202,728	\$ 73,891,944	\$ 76,585,512	\$ 77,927,444	\$ 76,753,878	\$ 77,240,753	\$ 74,992,290	\$ 75,092,002	\$ 75,667,820
Restricted	115,195	118,880	-	1,030,100	264,243	4,237,148	207,232	2,050,627	51,461	310,516
Unrestricted	15,084,688	17,778,955	17,903,057	15,468,639	13,988,120	18,141,818	19,422,010	19,114,673	28,338,567	28,838,838
Total governmental activities net position	88,386,286	92,100,563	91,795,001	93,084,251	92,179,807	99,132,844	96,869,995	96,157,590	103,482,030	104,817,174
Business type activities										
Net Investment in capital assets	6,393,193	5,752,008	5,413,428	6,949,707	8,226,227	8,820,084	8,540,347	9,111,531	11,489,506	12,106,641
Restricted	-	-	-	-	-	791,333	-	-	-	-
Unrestricted	(2,058,353)	(1,709,379)	(1,225,109)	(2,085,883)	(2,425,273)	(1,632,947)	(674,487)	(877,959)	(1,120,162)	(2,675,717)
Total business-type activities net position	4,334,840	4,042,629	4,188,319	4,863,824	5,800,954	7,978,470	7,865,860	8,233,572	10,369,344	9,430,924
Total government										
Net Investment in capital assets	79,579,596	79,954,736	79,305,372	83,535,219	86,153,671	85,573,962	85,781,100	84,103,821	86,581,508	87,774,461
Restricted	115,195	118,880	-	1,030,100	264,243	5,028,481	207,232	2,050,627	51,461	310,516
Unrestricted	13,026,335	16,069,576	16,677,948	13,382,756	11,562,847	16,508,871	18,747,523	18,236,714	27,218,405	26,163,121
Total government net position	\$ 92,721,126	\$ 96,143,192	\$ 95,983,320	\$ 97,948,075	\$ 97,980,761	\$ 107,111,314	\$ 104,735,855	\$ 104,391,162	\$ 113,851,374	\$ 114,248,098

SOURCE: Annual audited financial statements for Wood County.

WOOD COUNTY, WISCONSIN
CHANGES IN NET POSITION
LAST TEN FISCAL YEARS
 (accrual basis of accounting)
 As of December 31
 (UNAUDITED)

	2010	2011	2012	2013	2014	2015	2016	2017	2018	2019
Expenses										
Governmental activities										
General government	\$ 8,175,605	\$ 8,298,856	\$ 9,104,830	\$ 8,737,079	\$ 9,526,812	\$ 9,517,503	\$ 10,797,147	\$ 11,036,198	\$ 10,304,224	\$ 11,390,214
Public safety	10,980,979	10,814,398	10,728,818	10,655,253	11,887,569	11,146,421	11,725,132	11,213,547	11,610,610	13,178,516
Public works	4,459,213	3,937,824	6,168,019	4,303,261	5,921,842	5,702,938	3,893,994	4,569,221	5,403,750	6,248,428
Health and social services	13,484,244	14,276,962	29,257,698	29,008,240	28,046,478	29,172,399	32,258,674	34,262,598	24,659,815	26,433,944
Culture, recreation and education	2,928,638	3,009,567	2,629,245	3,145,151	3,088,193	2,929,157	2,786,729	3,326,197	3,229,758	3,406,305
Conservation and development	1,682,469	1,636,016	1,751,417	1,240,748	1,365,747	1,698,728	2,036,617	1,684,468	1,750,303	1,938,130
Interest and fiscal charges	101,688	70,766	112,458	70,350	153,852	284,323	363,607	454,339	477,559	512,714
Total governmental activities	<u>41,812,836</u>	<u>42,044,389</u>	<u>59,752,485</u>	<u>57,160,082</u>	<u>59,990,493</u>	<u>60,451,469</u>	<u>63,861,900</u>	<u>66,546,568</u>	<u>57,436,019</u>	<u>63,108,251</u>
Business-type activities										
Edgewater Haven Nursing Home	7,570,963	7,129,589	7,123,763	7,461,005	7,678,596	7,795,417	7,646,595	6,846,167	6,292,009	6,677,463
Unified Services Board	16,117,593	15,855,575	-	-	-	-	-	-	8,913,292	9,242,676
Highway	5,751,158	6,668,672	6,297,118	4,408,711	5,082,381	5,084,011	5,600,814	5,222,345	6,085,128	3,980,807
Total business-type activities	<u>29,439,714</u>	<u>29,653,836</u>	<u>13,420,881</u>	<u>11,869,716</u>	<u>12,760,977</u>	<u>12,879,428</u>	<u>13,247,409</u>	<u>12,068,512</u>	<u>21,290,429</u>	<u>19,900,946</u>
Total expenses	<u>\$ 71,252,550</u>	<u>\$ 71,698,225</u>	<u>\$ 73,173,366</u>	<u>\$ 69,029,798</u>	<u>\$ 72,751,470</u>	<u>\$ 73,330,897</u>	<u>\$ 77,109,309</u>	<u>\$ 78,615,080</u>	<u>\$ 78,726,448</u>	<u>\$ 83,009,197</u>
Program Revenues										
Governmental activities										
Charges for services										
General government	\$ 3,023,629	\$ 3,116,755	\$ 3,058,370	\$ 2,915,264	\$ 3,083,267	\$ 2,981,812	\$ 2,848,845	\$ 3,085,161	\$ 2,772,396	\$ 2,897,201
Public safety	608,500	559,647	617,611	571,566	527,670	502,809	535,867	544,649	603,031	593,798
Public works	345,036	348,857	275,255	2,731,056	729,833	652,257	632,862	513,109	678,705	1,083,066
Health and social services	419,072	649,678	9,012,122	8,380,609	8,147,608	8,373,203	9,276,299	10,282,767	4,610,944	4,534,991
Culture, recreation and education	841,901	665,204	915,686	973,922	858,504	1,129,047	995,047	765,528	970,535	777,464
Conservation and development	232,738	316,517	288,290	358,119	289,639	335,611	333,605	323,254	307,897	334,415
Total charges for services	<u>5,470,876</u>	<u>5,656,658</u>	<u>14,167,334</u>	<u>15,930,536</u>	<u>13,636,521</u>	<u>13,974,739</u>	<u>14,622,525</u>	<u>15,514,468</u>	<u>9,943,508</u>	<u>10,220,935</u>
Operating Grants and Contributions										
General government	677,011	572,465	595,531	484,501	630,025	633,813	591,004	733,254	704,628	633,520
Public safety	472,421	633,863	366,899	375,295	418,928	426,152	420,631	432,672	462,400	763,480
Public works	2,074,582	1,790,041	1,614,551	1,928,259	2,389,835	2,161,496	1,680,246	1,830,061	3,026,842	2,785,995
Health and human services	8,906,156	9,515,136	11,068,137	9,982,700	10,153,496	10,950,650	12,301,830	13,868,575	17,143,635	14,488,935
Culture, recreation and education	274,037	229,021	372,226	326,885	473,179	423,839	432,089	202,025	212,320	218,714
Conservation and development	738,903	641,873	502,465	303,238	362,335	577,343	702,159	416,622	477,542	462,123
Capital Grants & Contributions Public Safety	-	-	-	-	-	-	-	-	-	-
Total governmental activities	<u>13,143,110</u>	<u>13,382,399</u>	<u>14,519,809</u>	<u>13,400,878</u>	<u>14,427,798</u>	<u>15,173,293</u>	<u>16,127,959</u>	<u>17,483,209</u>	<u>22,027,367</u>	<u>19,352,767</u>
Capital grants and contributions	3,026,183	365,175	737,233	-	-	-	-	-	-	-
Total governmental activities	<u>21,640,169</u>	<u>19,404,232</u>	<u>29,424,376</u>	<u>29,331,414</u>	<u>28,064,319</u>	<u>29,148,032</u>	<u>30,750,484</u>	<u>32,997,677</u>	<u>31,970,875</u>	<u>29,573,702</u>
Business-type activities										
Charges for services										
Edgewater Haven Nursing Home	6,343,997	6,042,600	5,729,425	6,000,364	6,317,738	6,004,646	5,625,126	5,132,674	5,742,091	5,358,780
Norwood Health Center	7,349,374	8,405,663	-	-	-	-	-	-	6,574,689	6,578,568
Highway	5,382,239	6,682,936	6,598,145	4,645,051	5,614,599	5,877,035	5,981,215	5,818,503	6,010,450	3,876,641
Total business-type activities	<u>19,075,610</u>	<u>21,131,199</u>	<u>12,327,570</u>	<u>10,645,415</u>	<u>11,932,337</u>	<u>11,881,681</u>	<u>11,606,341</u>	<u>10,951,177</u>	<u>18,327,230</u>	<u>15,813,989</u>

Operating grants and contributions										
Edgewater Haven Nursing Home	11,020	18,899	12,617	15,791	7,043	14,832	19,791	87,442	9,884	14,059
Norwood Health Center	3,381,312	3,449,222	-	-	-	-	-	-	243,581	284,637
Highway	21,056	31,732	296,189	1,451	22,513	133,062	-	-	-	-
	<u>3,413,388</u>	<u>3,499,853</u>	<u>308,806</u>	<u>17,242</u>	<u>29,556</u>	<u>147,894</u>	<u>19,791</u>	<u>87,442</u>	<u>253,465</u>	<u>298,696</u>
Capital grants and contributions	-	-	350,618	1,436,384	1,030,101	-	-	-	511,746	503,415
Total business-type activities	<u>22,488,998</u>	<u>24,631,052</u>	<u>12,986,994</u>	<u>12,099,041</u>	<u>12,991,994</u>	<u>12,029,575</u>	<u>11,626,132</u>	<u>11,038,619</u>	<u>19,092,441</u>	<u>16,616,100</u>
Total Program revenues	<u>\$ 44,129,167</u>	<u>\$ 44,035,284</u>	<u>\$ 42,411,370</u>	<u>\$ 41,430,455</u>	<u>\$ 41,056,313</u>	<u>\$ 41,177,607</u>	<u>\$ 42,376,616</u>	<u>\$ 44,036,296</u>	<u>\$ 51,063,316</u>	<u>\$ 46,189,802</u>
Net (expense) revenue										
Governmental activities	\$ (20,172,667)	\$ (22,640,157)	\$ (30,328,109)	\$ (27,828,668)	\$ (31,926,174)	\$ (31,303,437)	\$ (33,111,416)	\$ (33,548,891)	\$ (25,465,144)	\$ (33,534,549)
Business-type activities	(6,950,716)	(5,022,784)	(433,887)	229,325	231,017	(849,853)	(1,621,277)	(1,029,893)	(2,197,988)	(3,284,846)
Total	<u>(27,123,383)</u>	<u>(27,662,941)</u>	<u>(30,761,996)</u>	<u>(27,599,343)</u>	<u>(31,695,157)</u>	<u>(32,153,290)</u>	<u>(34,732,693)</u>	<u>(34,578,784)</u>	<u>(27,663,132)</u>	<u>(36,819,395)</u>
General revenues and other changes in net position										
Governmental activities										
Property taxes	15,942,672	16,078,809	21,755,998	21,735,236	21,371,782	22,046,871	22,399,210	23,948,132	23,709,503	23,355,917
County sales tax	4,534,415	4,720,786	5,013,638	5,047,888	6,249,538	5,691,874	4,705,221	5,808,494	6,020,145	5,728,972
Grants and contributions not restricted to specific programs	3,981,715	3,882,459	3,144,803	3,271,370	3,327,481	3,400,547	3,320,667	3,373,141	91,720	3,684,635
Payments in lieu of taxes	13,397	13,603	13,221	13,121	13,642	9,371	16,093	18,370	18,181	18,662
Premium on debt issue	-	-	-	15,633	-	-	-	-	-	-
Unrestricted investment earnings	180,861	128,405	116,902	(8,121)	113,628	65,794	129,459	139,970	327,700	610,084
Gain on sale of capital assets	-	-	-	-	-	-	-	-	588,602	-
Transfers	62,764	1,530,373	(273,101)	(957,209)	113,107	(678,817)	(509,208)	(451,621)	(247,584)	1,471,423
Total governmental activities	<u>24,715,824</u>	<u>26,354,435</u>	<u>29,771,461</u>	<u>29,117,918</u>	<u>31,189,178</u>	<u>30,535,640</u>	<u>30,061,442</u>	<u>32,836,486</u>	<u>30,508,267</u>	<u>34,869,693</u>
Business-type activities										
Property taxes	6,316,198	6,260,946	557,561	338,415	718,251	749,957	984,971	938,437	2,545,084	3,768,007
Unrestricted investment earnings	-	-	-	-	-	-	88	139	68	93
Gain (loss) on sale of capital assets	-	-	-	-	-	-	14,400	7,408	-	49,749
Transfers	(62,764)	(1,530,373)	273,101	957,209	(113,107)	678,817	509,208	451,621	247,584	(1,471,423)
	<u>6,253,434</u>	<u>4,730,573</u>	<u>830,662</u>	<u>1,295,624</u>	<u>605,144</u>	<u>1,428,774</u>	<u>1,508,667</u>	<u>1,397,605</u>	<u>2,792,736</u>	<u>2,346,426</u>
Total general revenues and transfers	<u>30,969,258</u>	<u>31,085,008</u>	<u>30,602,123</u>	<u>30,413,542</u>	<u>31,794,322</u>	<u>31,964,414</u>	<u>31,570,109</u>	<u>34,234,091</u>	<u>33,301,003</u>	<u>37,216,119</u>
Change in net position										
Governmental activities	4,543,157	3,714,278	(556,648)	1,289,250	(736,996)	(767,797)	(3,049,974)	(712,405)	5,043,123	1,335,144
Business-type activities	(697,282)	(292,211)	396,775	1,524,949	836,161	578,921	(112,610)	367,712	594,748	(938,420)
Total	<u>\$ 3,845,875</u>	<u>\$ 3,422,067</u>	<u>\$ (159,873)</u>	<u>\$ 2,814,199</u>	<u>\$ 99,165</u>	<u>\$ (188,876)</u>	<u>\$ (3,162,584)</u>	<u>\$ (344,693)</u>	<u>\$ 5,637,871</u>	<u>\$ 396,724</u>

SOURCE: Annual audited financial statements for Wood County.

WOOD COUNTY, WISCONSIN
GOVERNMENTAL ACTIVITIES TAX REVENUE BY SOURCE
 LAST TEN FISCAL YEARS
 (accrual basis of accounting)
 (UNAUDITED)

Year	Property Tax	Sales Tax	Other Taxes	Total
2010	15,942,672	4,534,415	13,397	20,490,484
2011	16,078,809	4,720,786	13,603	20,813,198
2012	21,755,998	5,013,638	13,221	26,782,857
2013	21,735,236	5,047,888	13,121	26,796,245
2014	21,371,782	6,249,538	13,642	27,634,962
2015	22,046,871	5,691,874	9,371	27,748,116
2016	22,399,210	4,705,221	16,093	27,120,524
2017	23,948,132	5,808,494	18,370	29,774,996
2018	23,709,503	6,020,145	18,181	29,747,829
2019	23,642,312	5,728,972	18,662	29,389,946

SOURCE: Annual audited financial statements for Wood County.

WOOD COUNTY, WISCONSIN
FUND BALANCES OF GOVERNMENTAL FUNDS
LAST TEN FISCAL YEARS
(modified accrual basis of accounting)
As of December 31
(UNAUDITED)

	2010	2011	2012	2013	2014	2015	2016	2017	2018	2019
General fund										
Reserved	\$ 976,985	\$ -	\$ -	\$ -	\$ -	\$ -	\$ -	\$ -	\$ -	\$ -
Unreserved	8,944,738	-	-	-	-	-	-	-	-	-
Nondspendable										
Prepays and inventory	-	281,641	335,281	405,044	321,143	325,299	489,778	352,786	359,427	421,463
Delinquent property tax	-	-	-	2,103,219	2,060,925	2,051,762	2,201,954	1,420,511	833,574	637,876
Committed	-	663,721	919,985	968,859	1,094,627	1,314,854	1,604,614	1,444,812	1,528,812	1,645,252
Assigned	-	643,004	1,269,988	1,788,692	-	1,316,539	1,931,780	2,431,983	1,851,426	1,552,016
Unassigned	-	11,097,990	11,084,576	7,374,468	8,897,464	9,367,226	8,493,759	11,890,939	15,350,164	17,004,838
Total general fund	\$ 9,921,723	\$ 12,686,356	\$ 13,609,830	\$ 12,640,282	\$ 12,374,159	\$ 14,375,680	\$ 14,721,885	\$ 17,541,031	\$ 19,923,403	\$ 21,261,445
All other governmental funds										
Nondspendable										
Prepays and inventory	\$ -	\$ -	\$ 97,316	\$ 60,064	\$ 68,062	\$ 56,975	\$ 61,845	\$ 69,152	\$ 21,128	\$ 18,728
Restricted										
Capital Projects	-	363,457	2,467,639	1,030,100	5,327,274	5,762,966	7,744,986	3,690,000	3,661,368	4,987,723
Debt service fund	-	-	-	-	318,227	213,811	207,232	2,050,627	51,461	310,516
Reserved										
Special revenue funds	133,369	-	-	-	-	-	-	-	-	-
Debt service fund	62,302	-	-	-	-	-	-	-	-	-
Unreserved										
Capital Projects	3,100	-	-	-	-	-	-	-	-	-
Special revenue funds	1,708,464	-	-	-	-	-	-	-	-	-
Assigned										
Special revenue funds	-	1,603,655	1,209,279	1,237,602	1,349,716	1,297,799	1,193,601	1,092,945	1,154,693	1,047,116
Debt service fund	-	62,302	248,466	-	-	-	-	-	-	-
Unassigned	-	-	(935,273)	(1,028,633)	214,243	(548,436)	(2,183,985)	(1,268,460)	27,634	(101,111)
Total of all other governmental funds	\$ 1,907,235	\$ 2,029,414	\$ 3,087,427	\$ 1,299,133	\$ 7,277,522	\$ 6,783,115	\$ 7,023,679	\$ 5,634,264	\$ 4,916,284	\$ 6,262,972
Total governmental funds	\$ 11,828,958	\$ 14,715,770	\$ 16,697,257	\$ 13,939,415	\$ 19,651,681	\$ 21,158,795	\$ 21,745,564	\$ 23,175,295	\$ 24,839,687	\$ 27,524,417

SOURCE: Annual audited financial statements for Wood County.

Note: In fiscal year 2011, the fund balance classifications were changed to conform to the requirements of GASB 54.

WOOD COUNTY, WISCONSIN
CHANGES IN FUND BALANCES OF GOVERNMENTAL FUNDS
LAST TEN FISCAL YEARS
(modified accrual basis of accounting)
As of December 31
(UNAUDITED)

	2010	2011	2012	2013	2014	2015	2016	2017	2018	2019
Revenues										
Taxes	\$ 20,902,892	\$ 21,279,906	\$ 27,442,439	\$ 27,337,690	\$ 28,303,467	\$ 28,306,992	\$ 27,709,375	\$ 30,732,164	\$ 30,087,709	\$ 29,389,946
Intergovernmental	16,610,845	16,889,640	17,102,769	15,853,713	16,551,009	17,600,054	18,867,828	20,044,198	20,977,245	21,828,686
Public charges for services	2,435,133	2,427,826	11,158,153	10,379,608	10,737,802	10,281,114	9,808,238	12,313,597	5,747,761	6,443,508
Regulation and compliance	590,580	698,930	633,686	716,123	664,229	613,642	634,528	798,586	831,777	887,023
Intergovernmental charges for services	1,201,769	1,252,581	1,471,259	3,877,231	3,023,808	5,251,304	5,449,048	5,208,519	4,138,590	4,188,773
Investment income	183,666	110,836	123,012	(3,806)	117,866	65,986	125,417	144,521	325,630	615,813
Miscellaneous	3,596,108	852,537	1,575,436	864,247	1,240,941	579,391	707,408	807,601	1,797,584	1,202,987
Total revenues	45,520,993	43,512,256	59,506,754	59,024,806	60,639,122	62,698,483	63,301,842	70,049,186	63,906,296	64,556,736
Expenditures										
Current										
General government	6,394,819	7,154,456	7,436,332	7,824,573	8,218,866	8,267,261	8,528,555	8,126,243	8,648,186	9,085,568
Public safety	10,896,388	10,815,207	10,440,536	10,562,870	11,176,644	10,699,173	10,841,602	11,231,474	11,568,797	12,553,277
Public works	8,270,525	5,159,251	5,744,251	7,548,034	7,811,502	6,604,949	6,199,579	6,234,101	6,369,859	6,922,828
Health and human services	14,665,274	14,170,040	28,797,883	27,911,405	27,431,716	29,308,074	31,908,549	33,062,730	24,783,546	25,766,846
Culture, recreation and education	3,112,954	3,091,611	2,929,264	3,572,028	3,183,312	3,493,953	3,457,954	3,109,753	3,165,937	3,361,173
Conservation and development	1,719,450	1,627,006	1,738,303	1,239,670	1,405,436	1,986,460	1,989,107	1,636,060	1,618,937	1,839,795
Capital outlay	6,151	389,643	650,561	1,437,539	1,339,413	7,584,313	5,946,394	9,316,355	5,180,561	4,427,179
Debt Service										
Principal retirement	700,000	700,000	1,450,000	370,000	390,000	1,940,000	3,170,000	2,368,900	4,605,000	3,400,000
Interest and fiscal charges	101,500	70,000	109,224	96,267	116,068	313,502	396,337	461,960	599,111	610,620
Total expenditures	45,867,061	43,177,214	59,296,354	60,562,386	61,072,957	70,197,685	72,438,077	75,547,576	66,539,934	67,967,286
Excess of revenues over (under) expenditures	(346,068)	335,042	210,400	(1,537,580)	(433,835)	(7,499,202)	(9,136,235)	(5,498,390)	(2,633,638)	(3,410,550)
Other Financing Sources (Uses)										
Issuance of debt	-	750,000	3,610,000	-	5,685,000	8,867,786	9,730,000	7,170,966	3,520,535	5,044,771
Premium on bonds/notes	-	-	-	-	318,227	193,391	188,273	195,013	39,236	80,863
Capital contributions	-	-	-	-	-	440,000	-	-	-	-
Capital leases	33,366	16,419	-	-	-	-	-	-	-	-
Operating transfers in	4,885,905	2,556,652	1,114,727	854,612	1,493,727	480,222	788,100	494,156	3,016,477	3,457,800
Operating transfers out	(5,317,336)	(771,301)	(1,315,605)	(2,074,874)	(1,350,853)	(975,083)	(983,369)	(932,014)	(3,633,858)	(2,488,153)
Total other financing sources (uses)	(398,065)	2,551,770	3,409,122	(1,220,262)	6,146,101	9,006,316	9,723,004	6,928,121	2,942,390	6,095,281
Net changes in fund balances	\$ (744,133)	\$ 2,886,812	\$ 3,619,522	\$ (2,757,842)	\$ 5,712,266	\$ 1,507,114	\$ 586,769	\$ 1,429,731	\$ 308,752	\$ 2,684,731
Debt service as a percentage of noncapital expenditures	1.75%	1.80%	2.66%	0.79%	0.85%	3.60%	5.36%	4.27%	8.13%	6.13%

WOOD COUNTY, WISCONSIN
GENERAL GOVERNMENTAL TAX REVENUE BY SOURCE
LAST TEN FISCAL YEARS
(modified accrual basis of accounting)
(UNAUDITED)

Year	Property Tax	Sales Tax	Other Taxes	Total
2009	15,883,520	4,869,216	369,436	21,122,172
2010	15,780,259	4,599,683	522,950	20,902,892
2011	16,250,755	4,534,414	494,737	21,279,906
2012	22,179,779	4,720,786	541,874	27,442,439
2013	21,697,163	5,013,638	626,889	27,337,690
2014	22,716,027	5,047,888	539,552	28,303,467
2015	21,451,193	6,249,538	606,261	28,306,992
2016	22,358,172	4,705,222	645,981	27,709,375
2017	24,101,135	5,808,494	822,535	30,732,164
2018	23,228,392	6,020,145	839,172	30,087,709
2019	23,018,384	5,728,972	642,590	29,389,946

SOURCE: Annual audited financial statements for Wood County.

WOOD COUNTY WISCONSIN
PROPERTY VALUES
LAST TEN FISCAL YEARS
(UNAUDITED)

PROPERTY VALUE (1) (A)	2010		2011		2012		2013		2014	
	VALUE	PERCENT	VALUE	PERCENT	VALUE	PERCENT	VALUE	PERCENT	VALUE	PERCENT
REAL ESTATE:										
RESIDENTIAL	\$ 2,989,361,700	63.55 %	\$ 3,020,172,900	64.28 %	\$ 2,984,642,800	64.15 %	\$ 2,987,967,500	57.09 %	\$ 3,011,128,900	66.56
COMMERCIAL	874,220,700	18.58	879,080,800	18.71	880,001,400	18.91	869,195,800	16.61	930,309,100	20.56 %
MANUFACTURING	210,063,900	4.47	210,748,100	4.49	218,236,000	4.69	221,501,700	4.23	204,059,000	4.51
AGRICULTURAL	22,703,900	0.48	22,271,200	0.47	22,256,600	0.48	21,238,300	0.41	21,081,400	0.47
SWAMP & WASTE	44,395,000	0.94	42,023,600	0.89	37,933,400	0.82	35,182,700	0.67	35,954,900	0.79
FOREST	220,415,900	4.69	194,946,300	4.15	190,641,800	4.10	196,671,200	3.76	183,197,400	4.05
OTHER	156,810,100	3.33	148,334,500	3.16	134,141,500	2.88	142,194,200	2.72	138,340,000	3.06
	\$ 4,517,971,200	96.04 %	\$ 4,517,577,400	96.15 %	\$ 4,467,853,500	96.02 %	\$ 4,473,951,400	95.98 %	\$ 4,524,070,700	95.91 %
PERSONAL PROPERTY	\$ 186,239,000	3.96 %	\$ 180,677,700	3.85 %	\$ 185,053,400	3.98 %	\$ 187,506,000	4.02 %	\$ 192,866,600	4.09 %
TOTAL PROPERTY VALUE	\$ 4,704,210,200	100.00 %	\$ 4,698,255,100	100.00 %	\$ 4,652,906,900	100.00 %	\$ 4,661,457,400	100.00 %	\$ 4,716,937,300	100.00 %
Reduced by Tax Incremental District (TID) values	107,489,150		106,699,850		112,633,650		112,088,050		138,845,250	
TOTAL EQUALIZED VALUE	\$ 4,596,721,050		\$ 4,591,555,250		\$ 4,540,273,250		\$ 4,549,369,350		\$ 4,578,092,050	
Total tax rate based on equalized values per thousand	4.8599		4.8597		4.8616		4.8554		4.9793	
PROPERTY VALUE (1) (A)										
REAL ESTATE:										
RESIDENTIAL	\$ 3,074,153,100	63.61 %	\$ 3,128,508,300	64.24 %	\$ 3,175,577,700	63.60 %	\$ 3,367,231,600	64.33 %	\$ 3,564,637,600	64.14 %
COMMERCIAL	944,097,200	19.54	931,108,500	19.12	993,308,900	19.89	1,048,896,800	20.04	1,130,935,300	20.35
MANUFACTURING	210,413,600	4.35	211,806,000	4.35	212,615,200	4.26	231,806,000	4.43	270,241,200	4.86
AGRICULTURAL	21,425,500	0.44	21,537,400	0.44	21,935,200	0.44	22,327,600	0.43	23,103,400	0.42
SWAMP & WASTE	38,330,100	0.79	37,080,500	0.76	36,220,300	0.73	38,031,700	0.73	38,304,500	0.69
FOREST	185,820,300	3.85	185,918,400	3.82	187,076,300	3.75	207,299,900	3.96	208,370,100	3.75
OTHER	147,662,000	3.06	149,846,800	3.08	155,567,500	3.12	158,896,900	3.04	146,292,500	2.63
	\$ 4,621,901,800	95.64 %	\$ 4,665,805,900	95.81 %	\$ 4,782,301,100	95.78 %	\$ 5,074,490,500	96.95 %	\$ 5,381,884,600	96.84 %
PERSONAL PROPERTY	\$ 210,705,700	4.36 %	\$ 204,240,300	4.19 %	\$ 210,868,100	4.22 %	\$ 159,649,200	3.05 %	\$ 175,730,600	3.16 %
TOTAL PROPERTY VALUE	\$ 4,832,607,500	100.00 %	\$ 4,870,046,200	100.00 %	\$ 4,993,169,200	100.00 %	\$ 5,234,139,700	100.00 %	\$ 5,557,615,200	100.00 %
Reduced by Tax Incremental District (TID) values	146,965,100		157,080,000		170,521,000		192,862,000		232,282,600	
TOTAL EQUALIZED VALUE	\$ 4,685,642,400		\$ 4,712,966,200		\$ 4,822,648,200		\$ 5,041,277,700		\$ 5,325,332,600	
Total tax rate based on equalized values per thousand	4.9901		5.2803		5.3177		5.3015		5.1524	

SOURCE: (1) Wisconsin Department of Revenue, Bureau of Property Tax, Statistical Report of Property Valuations.

NOTES: (A) Property values are reduced by the increment value of the tax increment districts (TID).

WOOD COUNTY, WISCONSIN
TWENTY PRINCIPAL TAXPAYERS
2019 AND TEN YEARS PRIOR
(UNAUDITED)

TAXPAYER	2019			2010		
	EQUALIZED VALUE	Rank	PERCENTAGE OF TOTAL EQUALIZED VALUE (A)	EQUALIZED VALUE	Rank	PERCENTAGE OF TOTAL EQUALIZED VALUE
MARSHFIELD CLINIC	\$ 168,033,397	1	3.0235 %	\$ 134,553,696	1	2.9272 %
NEWPAGE/STORA ENSO CORP	45,020,894	2	0.8101	104,575,690	2	2.2750
MIDWEST COLD STORAGE	29,219,512	3	0.5258	7,444,374	19	0.1619
PACKAGING CORP OF AMERICA	19,460,566	4	0.3502			
ND PAPER INC	17,550,171	5	0.3158			-
FORWARD FINANCIAL BANK	14,850,051	6	0.2672			-
OCEAN SPRAY CRANBERRIES	13,051,643	7	0.2348	18,934,577	4	0.4119
DOMTAR, A W CORP	11,905,514	8	0.2142	44,958,985	3	1.1244
RUESCH COMPANIES LLC	11,194,597	9	0.2014			-
ASPIRUS RIVERVIEW HOSPITAL	10,688,048	10	0.1923			-
DOMTAR WIS DAM CORP	10,662,352	11	0.1919			-
T & W GARDNER LLC	10,627,790	12	0.1912	13,352,350	7	0.2905
WAL-MART STORES	9,902,215	13	0.1782	11,354,425	10	0.2470
NSH 1350 RIVER RUN DRIVE LLC	9,897,618	14	0.1781			
PREVENTION GENETICS	9,571,703	15	0.1722			-
FARM CREDIT LEASING	8,632,088	16	0.1553			-
RENAISSANCE/ADVANTAGE LEARNING IN	8,300,355	17	0.1494	10,057,632	12	0.2188
RAPIDS WAREHOUSE INC	8,045,341	18	0.1448	15,003,319	6	0.3264
MARIANI PACKING WISCONSIN LLC	7,656,498	19	0.1378			-
ERCO WORLDWIDE INC	6,993,524	20	0.1258	11,961,934	8	0.2602
GLACIAL LAKE CRANBERRIES	-		-	9,204,600	14	0.2002
PLUM CREEK TIMBERLANDS	-		-	18,480,280	5	0.4020
BADGER HOUSING ASSOCIATES	-		-	11,367,644	9	0.2473
MARSHFIELD DOOR SYSTEMS	-		-	10,168,229	11	0.2212
SC SWIDERSKI LLC	-		-	9,304,756	13	0.2024
SHOPKO	-		-	9,164,458	15	0.1994
VEOLIA/ONYX CRANBERRY CREEK	-		-	8,700,710	16	0.1893
RIVERVIEW HOSPITAL	-		-	7,687,142	18	0.1672
SECURITY HEALTH PLAN	-		-	6,753,182	20	0.1469
WISCONSIN RAPIDS REAL ESTATE	-		-	7,867,699	17	0.1712
TOTAL	\$ 431,263,877		7.7599 %	\$ 470,895,682		10.9468 %

SOURCE: Wood County Treasurer's Office.

NOTES: (A) Total equalized value of \$5,557,615,200 includes tax increment districts (TID).

WOOD COUNTY, WISCONSIN
EQUALIZED VALUE OF TAXABLE PROPERTY
LAST TEN FISCAL YEARS
(UNAUDITED)

LEVY YEAR	SETTLEMENT YEAR	TOTAL EQUALIZED VALUE (A)	PERCENT CHANGE	INCREMENT VALUE OF TAX INCREMENT DISTRICTS (TID)	TOTAL EQUALIZED VALUE MINUS TIDS (B)	PERCENT CHANGE
2010	2011	4,704,210,200	1.01%	107,489,150	4,596,721,050	0.38%
2011	2012	4,698,255,100	-0.13%	106,699,850	4,591,555,250	-0.11%
2012	2013	4,652,906,900	-0.97%	112,633,650	4,540,273,250	-1.12%
2013	2014	4,661,457,400	0.18%	112,088,050	4,549,369,350	0.20%
2014	2015	4,716,937,300	1.19%	138,845,250	4,578,092,050	0.63%
2015	2016	4,832,607,500	2.45%	146,965,100	4,685,642,400	2.35%
2016	2017	4,870,046,200	0.77%	157,080,000	4,712,966,200	0.58%
2017	2018	4,993,169,200	2.53%	170,521,000	4,822,648,200	2.33%
2018	2019	5,234,139,700	4.83%	192,862,000	5,041,277,700	4.53%
2019	2020	5,557,615,200	6.18%	232,282,600	5,325,332,600	5.63%

SOURCE: Wisconsin Department of Revenue, Bureau of Property Tax, Statistical Report of Property Valuations.

NOTES: (A) Due to varying assessment policies in the municipalities, the County uses equalized value of taxable property for tax levy purposes. The equalized value ratios are determined by the Wisconsin Department of Revenue, Bureau of Property Tax.

(B) Equalized values are reduced by the increment value of tax increment districts (TID) for apportioning the County tax levy.

WOOD COUNTY, WISCONSIN
PROPERTY TAX LEVIES AND COLLECTIONS
LAST TEN FISCAL YEARS (A)
(UNAUDITED)

LEVY YEAR	SETTLEMENT YEAR	TOTAL TAX LEVY (B)	AS OF DECEMBER 31 OF SETTLEMENT YEAR				CUMULATIVE AS OF DECEMBER 31, 2019 (C)		
			AMOUNT COLLECTED	PERCENT COLLECTED	AMOUNT DELINQUENT	PERCENT DELINQUENT	AMOUNT COLLECTED	AMOUNT DELINQUENT	PERCENT COLLECTED
2009	2010	22,258,674	20,720,545	93.0898	1,538,129	6.9102	22,233,038	25,636	99.8848
2010	2011	22,339,580	20,747,615	92.8738	1,591,965	7.1262	22,298,041	41,539	99.8141
2011	2012	22,313,366	20,945,994	93.8720	1,367,372	6.1280	22,264,433	48,933	99.7807
2012	2013	22,072,934	20,613,550	93.3884	1,459,384	6.6116	22,064,949	7,985	99.9638
2013	2014	22,089,008	20,706,591	93.7416	1,382,417	6.2584	22,074,165	14,843	99.9328
2014	2015	22,795,568	21,446,345	94.0812	1,349,223	5.9188	22,749,839	45,729	99.7994
2015	2016	23,382,056	21,299,940	91.0952	2,082,116	8.9048	23,169,207	212,849	99.0897
2016	2017	24,885,936	23,488,448	94.3844	1,397,488	5.6156	24,386,778	499,158	97.9942
2017	2018	25,645,546	24,360,579	94.9895	1,284,967	5.0105	24,637,297	1,008,249	96.0685
2018	2019	26,726,388	25,718,139	96.2275	1,008,249	3.7725	25,592,618	1,133,770	95.7579

SOURCE: Annual audited financial statements and adopted budgets for Wood County.

NOTES: (A) Wisconsin Statute 75.20 allows tax certificates to be carried for eleven years.

(B) The tax for levy year 2020 is \$27,595,460.

(C) Totals do not include \$123,425 due on tax deed parcels, \$0 due on tax deeded special assessments and \$22,638 on delinquent special assessments.

WOOD COUNTY, WISCONSIN
RATIO OF OUTSTANDING DEBT TO EQUALIZED VALUE
AND DEBT PER CAPITA
LAST TEN FISCAL YEARS
(UNAUDITED)

<u>YEAR ENDING DECEMBER 31</u>	<u>ESTIMATED POPULATION (1)</u>	<u>EQUALIZED VALUE (B)</u>	<u>OUTSTANDING DEBT (C)</u>	<u>PERCENT OF DEBT TO EQUALIZED VALUE</u>	<u>DEBT PER CAPITA</u>
2009	74,627	4,657,218,750	2,230,702	0.1382%	29.89
2010 (A)	74,807	4,704,210,200	1,532,616	3.2580%	20.49
2011	74,785	4,698,255,100	1,574,812	0.0335%	21.06
2012	74,424	4,652,906,900	3,793,556	0.0815%	50.97
2013	74,583	4,661,457,400	3,386,998	0.0727%	45.41
2014	74,749	4,716,937,300	8,974,550	0.1903%	120.06
2015	74,965	4,832,607,500	16,030,170	0.3317%	213.84
2016	74,998	4,870,046,200	22,713,964	0.4664%	302.86
2017	74,620	4,993,169,200	27,638,440	0.5535%	370.39
2018	74,817	5,234,139,700	26,481,100	0.5059%	353.94
2019	75,450	5,557,615,200	28,098,706	0.5056%	372.41

SOURCE: (1) Wisconsin Department of Administration, Demographic Service Center.

NOTES: (A) 2010 Census data.

(B) Equalized values are reduced by the increment value of the tax increment districts (TID).

(C) Outstanding Debt includes Capital Leases of \$432,974 and is net of premiums and discounts

WOOD COUNTY, WISCONSIN
LEGAL DEBT MARGIN INFORMATION
LAST TEN FISCAL YEARS
(UNAUDITED)

	<u>2010</u>	<u>2011</u>	<u>2012</u>	<u>2013</u>	<u>2014</u>	<u>2015</u>	<u>2016</u>	<u>2017</u>	<u>2018</u>	<u>2019</u>
Equalized Value of Real and Personal Property	\$ 4,704,210,200	\$ 4,698,255,100	\$ 4,652,906,900	\$ 4,661,457,400	\$ 4,716,937,300	\$ 4,832,607,500	\$ 4,870,046,200	\$ 4,993,169,200	\$ 5,234,139,700	\$ 5,557,615,200
Debt Limit, 5% of Equalized Valuation (Wisconsin Statutory Limitation)	\$ 235,210,510	\$ 234,912,755	\$ 232,645,345	\$ 233,072,870	\$ 235,846,865	\$ 241,630,375	\$ 243,502,310	\$ 249,658,460	\$ 261,706,985	\$ 277,880,760
Amount of Debt Applicable to Debt Limitation:										
General Obligation Promissory Notes	1,383,875	1,450,000	3,610,000	3,240,000	8,535,000	15,280,000	21,840,000	26,655,000	25,490,000	26,935,000
Less: Debt Service Funds	<u>62,302</u>	<u>62,302</u>	<u>248,466</u>	<u>-</u>	<u>318,227</u>	<u>213,811</u>	<u>207,232</u>	<u>2,050,627</u>	<u>51,461</u>	<u>310,516</u>
Total Amount of Debt Applicable to Debt Margin	1,321,573	1,387,698	3,361,534	3,240,000	8,216,773	15,066,189	21,632,768	24,604,373	25,438,539	26,624,484
Legal Debt Margin (Debt Capacity)	<u>\$ 233,888,937</u>	<u>\$ 233,525,057</u>	<u>\$ 229,283,811</u>	<u>\$ 229,832,870</u>	<u>\$ 227,630,092</u>	<u>\$ 226,564,186</u>	<u>\$ 221,869,542</u>	<u>\$ 225,054,087</u>	<u>\$ 236,268,446</u>	<u>\$ 251,256,276</u>
Percentage of Debt Capacity Used	<u>0.56%</u>	<u>0.59%</u>	<u>1.44%</u>	<u>1.39%</u>	<u>3.48%</u>	<u>6.24%</u>	<u>8.88%</u>	<u>9.86%</u>	<u>9.72%</u>	<u>9.58%</u>

WOOD COUNTY, WISCONSIN
NET DIRECT AND OVERLAPPING GENERAL OBLIGATION DEBT
ALL GOVERNMENTAL UNITS
DECEMBER 31, 2019
(UNAUDITED)

Table III c

<u>UNDERLYING DEBT</u>	<u>NET GENERAL OBLIGATION DEBT DECEMBER 31, 2019(1)</u>	<u>PERCENTAGE APPLICABLE TO WOOD COUNTY (1) (2)</u>	<u>NET GENERAL OBLIGATION DEBT APPLICABLE TO WOOD COUNTY</u>
DISTRICT:			
TOWN:			
ARPIN	\$ -	100.00 %	\$ -
AUBURNDALE	-	100.00	-
CAMERON	-	100.00	-
CARY	-	100.00	-
CRANMOOR	-	100.00	-
DEXTER	29,557	100.00	29,557
GRAND RAPIDS	303,306	100.00	303,306
HANSEN	-	100.00	-
HILES	-	100.00	-
LINCOLN	-	100.00	-
MARSHFIELD	24,517	100.00	24,517
MILLADORE	-	100.00	-
PORT EDWARDS	55,238	100.00	55,238
REMINGTON	-	100.00	-
RICHFIELD	-	100.00	-
ROCK	40,000	100.00	40,000
RUDOLPH	-	100.00	-
SARATOGA	277,572	100.00	277,572
SENECA	-	100.00	-
SHERRY	-	100.00	-
SIGEL	-	100.00	-
WOOD	-	100.00	-
TOWN TOTAL	\$ 730,190		\$ 730,190
VILLAGE:			
ARPIN	\$ 722,100	100.00 %	\$ 722,100
AUBURNDALE	-	100.00	-
BIRON	3,727,748	100.00	3,727,748
HEWITT	189,872	100.00	189,872
MILLADORE	25,069	100.00	25,069
PORT EDWARDS	1,534,122	100.00	1,534,122
RUDOLPH	-	100.00	-
VESPER	-	100.00	-
VILLAGE TOTAL	\$ 6,198,911		\$ 6,198,911

CITY:				
MARSHFIELD	\$	45,945,000	92.23 %	\$ 42,375,074
NEKOOSA		1,362,356	100.00	1,362,356
PITTSVILLE		652,586	100.00	652,586
WISCONSIN RAPIDS		24,308,576	100.00	24,308,576
CITY TOTAL	\$	72,268,518		\$ 68,698,592
SCHOOL:				
AUBURNDALE	\$	455,000	95.55 %	\$ 434,753
MARSHFIELD		12,031,135	82.17	9,885,984
NEKOOSA		19,030,000	30.11	5,729,933
PITTSVILLE		1,870,000	83.61	1,563,507
PORT EDWARDS		493,810	100.00	493,810
STEVENS POINT		87,835,000	0.36	316,206
WISCONSIN RAPIDS		31,955,000	91.97	29,389,014
MID-STATE TECHNICAL COLLEGE	\$	34,640,000	37.34	12,934,576
SCHOOL TOTAL	\$	188,309,945		\$ 60,747,782
TOTAL APPLICABLE UNDERLYING DEBT	\$	267,507,564		\$ 136,375,474
DIRECT DEBT				
WOOD COUNTY	\$	-	100.00 %	\$ -
TOTAL DEBT APPLICABLE TO WOOD COUNTY	\$	267,507,564		\$ 136,375,474

SOURCE: (1) Survey of governmental units conducted by the Finance Department.

(2) Percentage of districts total equalized value within Wood County.

WOOD COUNTY, WISCONSIN
RATIO OF OUTSTANDING DEBT BY TYPE
LAST TEN FISCAL YEARS
(UNAUDITED)

<u>YEAR ENDING DECEMBER 31</u>	<u>GOVERNMENTAL ACTIVITIES</u>		<u>BUSINESS-TYPE ACTIVITIES</u>			<u>TOTAL GOVERNMENT</u>	<u>PERCENTAGE OF PERSONAL INCOME (1)</u>	<u>PER CAPITA (1)</u>
	<u>GENERAL OBLIGATION DEBT (2)</u>	<u>CAPITAL LEASES</u>	<u>GENERAL OBLIGATION DEBT</u>	<u>BUSINESS NOTES</u>	<u>CAPITAL LEASES</u>			
2010	1,383,875	148,741	-	-	-	1,532,616	0.06%	20.49
2011	1,441,937	132,875	-	-	-	1,574,812	0.05%	21.06
2012	3,762,524	31,032	-	-	-	3,793,556	0.13%	50.97
2013	3,376,891	10,107	-	-	-	3,386,998	0.12%	45.41
2014	8,973,640	910	-	-	-	8,974,550	0.30%	120.06
2015	15,850,045	180,125	-	-	-	16,030,170	0.52%	213.84
2016	22,544,585	169,379	-	-	-	22,713,964	0.72%	302.86
2017	27,474,014	164,426	-	-	-	27,638,440	0.85%	370.39
2018	26,248,440	232,660	-	-	-	26,481,100	0.78%	353.94
2019	27,665,732	383,448	-	-	-	28,049,180	*	371.76

NOTES: Details regarding the County's outstanding debt can be found in the notes to the financial statements.

(1) See the Schedule of Demographic and Economic Statistics Table IVa for personal income and populations data.

(2) Presented net of original issuance discounts and premiums

* Information not available for year at time of print.

WOOD COUNTY, WISCONSIN
RATIO OF ANNUAL DEBT SERVICE EXPENDITURES
FOR GENERAL BONDED DEBT (A) TO TOTAL GENERAL EXPENDITURES
LAST TEN FISCAL YEARS
(UNAUDITED)

FISCAL YEAR	PRINCIPAL (A)	INTEREST AND PAYING AGENT FEES	TOTAL DEBT SERVICE EXPENDITURES	TOTAL GENERAL EXPENDITURES (B)	RATIO OF DEBT SERVICE TO TOTAL GENERAL EXPENDITURES
2010	700,000	101,500	801,500	45,860,910	1.75
2011	700,000	70,000	770,000	42,787,571	1.80
2012	1,450,000	109,224	1,559,224	58,645,793	2.66
2013	370,000	96,267	466,267	59,124,847	0.79
2014	390,000	116,068	506,068	59,733,544	0.85
2015	1,940,000	313,502	2,253,502	62,613,372	3.60
2016	3,170,000	396,337	3,566,337	66,491,683	5.36
2017	2,368,900	461,960	2,830,860	66,231,221	4.27
2018	4,605,000	599,111	5,204,111	61,359,373	8.48
2019	3,400,000	610,621	4,010,621	63,540,107	6.31

NOTES: (A) For purposes of this schedule, general bonded debt does not include those portions of the debt expected to be paid from Proprietary and Internal Service Funds.

(B) Total general expenditures include the General Fund, Special Revenue Funds and Debt Service Fund. This table excludes interfund transfers.

WOOD COUNTY, WISCONSIN
DEMOGRAPHIC AND ECONOMIC STATISTICS
LAST TEN FISCAL YEARS
(UNAUDITED)

FISCAL YEAR	POPULATION (1)	PERSONAL INCOME (B)(2)	PER CAPITA INCOME (2)	UNEMPLOYMENT RATE (3)	MEDIAN AGE (4)	SCHOOL ENROLLMENT K-12 (5) (A)		
						YEAR	PUBLIC	PRIVATE
2010	74,807	2,756,910	36,854	8.7	41.9	2010-11	12,841	1,437
2011	74,785	2,867,848	38,419	7.7	42.7	2011-12	12,624	1,398
2012	74,424	2,876,563	38,672	7.2	42.6	2012-13	12,571	1,349
2013	74,583	2,858,983	38,637	7.0	42.5	2013-14	12,476	1,362
2014	74,749	2,970,555	40,247	6.1	*	2014-15	12,326	1,394
2015	74,965	3,075,676	41,813	5.5	44	2015-16	13,911	1,370
2016	74,998	3,157,737	43,193	4.95	*	2016-17	12,194	1,364
2017	74,620	3,261,489	44,601	3.8	43.4	2017-18	12,110	1,389
2018	74,817	3,414,820	46,743	3.5	43.8	2018-19	12,206	1,399
2019	75,450	*	*	3.8	43.9	2019-20	12,214	1,434

SOURCES: (1) Wisconsin Department of Administration, Demographic Services Center.

(2) Bureau of Economic Analysis.

(3) Wisconsin Department of Workforce Development, Bureau of Workforce Information .

(4) American Community Survey

(5) Wisconsin Department of Public Instruction.

NOTES: (A) School enrollment is based on the census at the start of the school year.

(B) Personal income information is a total for the year in thousands.

* Information not available at time of print.

WOOD COUNTY, WISCONSIN
Principal Employers
CURRENT YEAR AND TEN YEARS AGO
(UNAUDITED)

Employer	2019			2010		
	<u>Employees</u>	<u>Rank</u>	<u>Percentage of Employment</u>	<u>Employees</u>	<u>Rank</u>	<u>Percentage of Employment</u>
Marshfield Clinic Health System	5,477	1	40.69 %	4,258	1	36.72 %
Roehl Transport Inc.	2,688	2	19.97	2,353	3	20.29
Wisconsin Rapids School District	1,115	3	8.28	1,189	6	10.25
Verso	921	4	6.84	1,038	5	8.95
Aspirus Riverview Hospital	769	5	5.71	648	8	5.59
County of Wood	719	6	5.34	777	7	6.70
Masonite	524	7	3.89	**	-	-
Marshfield School District	453	8	3.37	452	10	3.90
Domtar	417	9	3.10	454	9	3.92
Renaissance Learning	378	10	2.81	426	11	3.67

SOURCE: Survey of employers May 2020.

** Was Marshfield Door Systems in 2010 - employment stat info not

WOOD COUNTY, WISCONSIN
OPERATING INDICATORS BY FUNCTION
LAST TEN FISCAL YEARS
(UNAUDITED)

Function	2010	2011	2012	2013	2014	2015	2016	2017	2018	2019
Governmental activities										
General government										
Judicial										
Court cases filed	11,752	10,256	9,591	9,885	9,833	9,631	8,797	8,402	8,933	10,150
Traffic citations processed	5,219	4,461	3,866	4,799	4,797	4,880	3,751	3,522	3,251	2,821
Marriages	423	410	406	427	400	410	402	391	354	365
Domestic Partnerships	2	2	1	2	-	2	-	1	-	-
Divorces granted	255	269	264	253	194	248	220	240	223	191
Traffic and criminal fines ordered	\$3,147,745	\$3,018,555	\$5,962,470	\$3,499,461	\$3,255,654	\$3,239,116	\$3,421,941	\$3,010,711	\$2,879,412	\$3,122,296
Traffic and criminal fines collected	\$2,419,402	\$2,450,404	\$2,341,525	\$2,344,889	\$2,364,217	\$2,213,483	\$2,233,475	\$2,340,148	\$2,329,251	\$2,230,894
Child support money collected and disbursed	\$16,250,283	\$16,300,408	\$16,483,904	\$16,105,558	\$16,150,660	\$15,490,558	\$14,906,669	\$14,518,593	\$14,461,691	\$14,251,454
Vital Statistics										
Population	74,807	74,785	74,424	74,583	74,749	74,965	74,998	74,620	74,817	75,450
Births	1,567	1,533	1,441	1,536	1,469	1,550	1,568	1,716	1,577	1,576
Deaths	1,165	1,140	1,176	1,262	1,071	900	834	883	1,214	1,141
Public safety										
Hazardous materials incidents investigated	19	28	10	12	12	12	15	13	22	30
Jail Bookings	3,217	2,981	2,968	3,111	2,872	2,963	3,260	2,851	2,906	2,959
Average Daily Population-Jail	184	170	160	172	158	149	166	201	225	237
Total Population-Huber	572	475	442	610	512	618	707	824	894	1,006
Public works										
Building Operations										
Natural Gas Consumption (Therm)	70,103	84,626	69,142	69,142	69,142	70,990	69,135	90,916	104,146	103,169
Transportation										
Miles of County Highway										
Seal Coated	-	11	16	14	14	19	16	23	22	23
Paved	9	13	9	-	-	25	31	33	17	24
Health and Human services										
ADRC										
Number of people served	3,373	2,451	2,778	2,329	2,114	2,150	1,909	1,043	980	965
Number of people served age 60 and over	2,513	2,426	2,091	1,792	1,562	1,837	1,686	951	912	873
Number of Information & Assistance contacts	4,702	3,086	4,236	4,013	3,578	3,518	3,338	3,115	2,824	2,551
Number served for nutrition	900	793	836	772	751	832	824	817	778	803
Number of congregate meals served	32,663	32,172	33,206	29,736	28,483	30,627	32,779	26,171	22,700	20,315
Number of home delivered meals served	24,398	21,531	21,086	22,158	23,011	23,422	22,962	25,492	28,134	31,623
Number of one way transportation rides	30,730	28,128	24,317	-	-	-	-	-	-	-
Number of volunteers	136	141	180	170	132	133	134	129	110	122
Volunteer hours	13,555	11,949	14,325	9,397	9,280	8,489	9,063	9,179	9,727	10,788

TABLE V a

Public Health										
Number of Public Health clients	323	237	312	452	276	285	148	22	38	27
Number of Public Health client visits	1,633	1,439	2,047	2,755	2,181	2,083	1,377	555	520	691
Licensed & inspected establishments/operations	725	560	623	579	558	559	613	539	526	525
Inspected food related activities	139	705	675	621	508	601	703	664	562	458
Human Services										
Cumulative FoodShare cases	43,901	47,292	64,608	67,496	67,963	63,734	57,388	53,879	50,832	48,313
Cumulative Medicaid cases	187,318	192,942	96,796	98,587	110,281	113,044	102,691	79,772	11,339	99,112
Cumulative Daycare cases	6,730	5,376	4,823	3,763	3,332	3,101	2,755	2,845	1,931	1,983
Cumulative FoodShare/Medicaid/Daycare cases	237,949	245,610	166,227	169,846	181,576	179,879	162,834	136,496	64,102	149,408
Energy assistance cases	3,582	3,295	3,434	3,117	3,117	2,979	2,719	2,485	2,319	2,324
Child abuse referrals	1,421	1,202	1,252	575	552	513	556	547	1,591	1,661
Juvenile referrals	644	508	613	490	531	553	537	583	522	448
Outpatient Visits-Mental Health/AODA	12,542	4,093	9,176	10,550	10,857	15,865	8,374	9,271	9,059	9,011
Long Term Support Clients	50	45	245	218	314	397	460	244	253	253
CBRF Clients	35	33	30	34	31	33	22	NA	NA	NA
Intoxicated Driver Assessments	473	439	443	391	538	364	343	382	372	315
Inpatient Number of Patient Days	13,129	12,771	11,714	11,714	11,097	11,509	11,526	11,918	13,007	11,211
Inpatient Number of Patient Days-State Hospital	-	-	-	-	-	-	745	654	546	695
*Relocated 22 clients to the community over 2009 and 2007										
Culture, recreation and education										
Parks										
Camping unit nights										
Dexter Park	5,611	5,255	5,400	5,254	5,444	5,974	5,954	6,174	5,941	5,669
North Park	3,860	3,654	4,189	4,385	4,228	4,520	4,533	4,267	4,320	3,678
South Park	5,193	5,075	5,350	5,235	5,336	4,733	5,638	5,727	5,526	5,244
Annual Boat Launch Stickers	891	1,175	960	808	870	834	852	795	730	729
Forestry										
Wood removed (cord equivalent)	11,057	4,455	18,348	15,074	-	-	-	-	-	-
Wood removed (tons equivalent)	-	-	-	-	31,019	31,548	22,734	9,948	20,206	17,332
Business-type activities										
Edgewater Haven Nursing Home										
Number of Patient Days	29,304	25,965	24,220	24,575	25,688	23,818	21,367	19,994	20,493	19,482
Percentage of Residents by Pay Sources										
Medicare	14%	67%	14%	20%	17%	16%	14%	14%	12%	11%
Medicaid	66%	15%	65%	57%	66%	64%	59%	68%	64%	75%
Private Pay	20%	18%	21%	23%	17%	20%	27%	18%	24%	14%
Highway										
Transportation:										
Miles of State Highway										
Paved	4	-	16	10	10	9	-	2	2	-
Rut Filling	6	-	-	-	-	-	1	-	-	-

SOURCE: Various government departments.

WOOD COUNTY, WISCONSIN
FULL-TIME EQUIVALENT EMPLOYEES BY FUNCTION
LAST TEN FISCAL YEARS
(UNAUDITED)

Function	<u>2010</u>	<u>2011</u>	<u>2012</u>	<u>2013</u>	<u>2014</u>	<u>2015</u>	<u>2016</u>	<u>2017</u>	<u>2018</u>	<u>2019</u>
Governmental activities										
General government	60	60	60	61	58	64	63	63	75	76
Public safety	104	104	104	103	104	104	104	104	104	99
Health and human services	131	132	272	267	265	265	269	277	267	273
Culture, recreation and education	25	25	25	23	23	21	19	20	20	19
Conservation and development	10	10	11	11	11	11	11	12	12	12
Total governmental activities	<u>330</u>	<u>331</u>	<u>472</u>	<u>465</u>	<u>461</u>	<u>465</u>	<u>466</u>	<u>476</u>	<u>478</u>	<u>479</u>
Business-type activities										
Edgewater Haven Nursing Home	121	120	99	99	99	99	98	79	76	73
Unified Services Board	181	142	-	-	-	-	-	-	-	- **
Highway	49	46	46	46	46	46	46	48	48	48
Total business-type activities	<u>351</u>	<u>308</u>	<u>145</u>	<u>145</u>	<u>145</u>	<u>145</u>	<u>144</u>	<u>127</u>	<u>125</u>	<u>121</u>
Total Wood County FTE's	<u>681</u>	<u>639</u>	<u>617</u>	<u>610</u>	<u>606</u>	<u>610</u>	<u>610</u>	<u>603</u>	<u>603</u>	<u>600</u>

SOURCE: Budget

NOTES: ** Unified Services Board reclassified to governmental activities - Health and Human Services.

WOOD COUNTY, WISCONSIN
CAPITAL ASSET STATISTICS BY FUNCTION
LAST TEN FISCAL YEARS
(UNAUDITED)

Function	2010	2011	2012	2013	2014	2015	2016	2017	2018	2019
Governmental activities										
General government										
Area in Square Miles	812	812	812	812	812	812	812	812	812	812
Public safety										
Patrol Units	21	21	22	22	24	27	30	30	30	30
Public works										
Miles of County Trunk Highway System	319	319	319	319	319	324	324	324	324	324
Health and human services										
Number of Aging Buses	10	10	10	10	10	9	9	9	9	9
Mental Health Hospital	1	1	1	1	1	1	1	1	1	1
Culture, recreation and education										
Parks and Recreation										
Number of county parks	5	5	5	5	5	5	5	5	5	5
Number of acres	2,024	2,024	2,024	2,024	2,024	2,024	2,024	2,024	2,024	2,024
Public lake and river access beaches	5	5	5	5	5	5	5	5	5	5
Miles of bicycle trails	17	17	17	17	17	17	17	17	17	17
Number of public campgrounds	3	3	3	3	3	3	3	3	3	3
Number of shooting ranges	1	1	1	1	1	1	1	1	1	1
Number of softball fields	1	1	1	-	-	-	-	-	-	-
Number of lakes and rivers with public boat launches	3	3	3	3	3	3	3	3	3	3
Miles of snowmobile trails	257.8	257.8	257.8	258.4	264.5	271.7	271.7	271.7	271.7	271.7
Miles of ATV trails - winter	10	10	10	10	10	10	10	10	10	10
Miles of ATV trails - summer	10	10	10	10	10	10	10	10	17	17
Miles of cross-country ski trails	11	11	11	11	11	11	11	11	11	11
Forestry										
Number of forest acres	37,594	37,594	37,594	37,724	37,724	37,762	37,762	37,786	37,786	37,786
Business-type activities										
Edgewater Haven Nursing Home										
Nursing Home Facility	1	1	1	1	1	1	1	1	1	1
Highway										
Miles of highways, roads and streets										
State	180	180	180	180	180	165	165	165	165	165
Local	1,230	1,230	1,230	1,230	1,230	1,270	1,270	1,270	1,270	1,270
Other	21	21	21	21	21	21	21	21	21	21

SOURCE: Various County departments.

WOOD COUNTY, WISCONSIN
 SCHEDULE OF INSURANCE
 FISCAL YEAR ENDED DECEMBER 31, 2019
 (UNAUDITED)

Insurer Carrier	Policy Number	Effect. Dates	Policy Coverage	Coverage	Deductibles
WI County Mutual (Agent: Aegis Corp)	17219	1/1/2019 to 1/1/2020	General Liability Public Officials Errors & Omissions Law enforcement Liability	Bodily injury/property damage Personal injury/errors and omissions \$10,000,000 Limit of liability per occurrence	\$25,000 Per occurrence deductible \$100,000 Annual aggregate deductible
WI County Mutual (Agent: Aegis Corp)	17219	1/1/2019 to 1/1/2020	Auto Liability Uninsured Motorists	UM - \$25,000 Limit of liability per person UM - \$50,000 Limit of liability per occurrence	\$25,000 Per occurrence deductible \$100,000 Annual aggregate deductible
WI County Mutual	17219	1/1/2019 to 1/1/2020	Liability deductibles	Deductible Fund Deposit	
WI County Mutual	17219	1/1/2019 to 1/1/2020	Policy Endorsements	Various Endorsements	NA
Chubb Insurance Johnson Insurance	8221-4448	1/1/2019 to 1/1/2020	Employment Practices Liab. EPL Norwood Health Center	\$1,000,000 per occurrence	\$10,000 per occurrence \$100,000 Aggregate
Chubb Insurance Johnson Insurance	8221-4448	1/1/2019 to 1/1/2020	Employment Practices Liab. EPL Edgewater Nursing Home	\$1,000,000 per occurrence	\$10,000 per occurrence \$100,000 Aggregate
Chubb Insurance Johnson Insurance	8221-4448	1/1/2019 to 1/1/2020	Employment Practices Liab. EPL Human Service River Block	\$1,000,000 per occurrence	\$10,000 per occurrence \$100,000 Aggregate
WCMIC (Agent - Aegis)	PR27219	1/1/2018 to 1/1/2019	Property - B & C, PITO, \$ CE Auto Comp. & Coll.	BC & PITO -Coverage Blanket \$119,616,376 CE -Coverage Blanket- \$6,312,493 AC&C -Coverage Blanket - \$4,415,176	\$25,000 per occurrence \$50,000 Aggregate
WCMIC (Agent - Aegis)	PR27219	1/1/2019 to 1/1/2020	Monies and Securities Limits per department Courthouse-\$50,000	Edgewater \$3,000 - NW \$1000 River Block OPT. Highway - \$500 4 Parks locations - \$500 each	Deductible - \$0.00
WCMIC	PR27219	1/1/2019 to 1/1/2020	Special Use Animal -Toro	Coverage Blanket Limit - \$10,000	Deductible - \$1000
WCMIC	PR27219	1/1/2019 to 1/1/2020	Property deductibles	Policy deductibles -2018	Deductibles \$150,000
Fidelity and Deposit (Agent: Aegis Corp)	CCP #005 5262 16	1/1/2019 to 1/1/2020	Public Employee Blanket Bond Employee Crime & Theft Policy	Employee Theft/Crime - Per Loss Coverage Includes Monies & Securites = \$100,000	No deductible
Old Republic Surety Co. (Agent: Aegis Corp)	MSA 1096427 Edgewater	1/1/2019 to 1/1/2020	Resident Funds Surety Bond	\$15,000 - Edgewater Haven (nursing home)	No deductible
Old Republic Surety Co. (Agent: Aegis Corp)	MSA 1096428 Norwood	1/1/2019 to 1/1/2020	Resident Funds Surety Bond	\$30,000 - Norwood (mental health center)	No deductible

Table V d

Hartford Steam Boiler (Agent: Aegis Corp)	FBP4907350	1/1/2019 to 1/1/2020	Equipment Breakdown	Limit-equipment breakdown \$50,000,000 Limit - Others (\$100,000)	\$25,000 Per occurrence deductible \$100,000 Annual aggregate deductible
Ace American Ins. Co.	G21851796 007	1/1/2019 to 1/1/2020	Above Ground Storage Tanks	\$1,000,000 each loss	Deductible - \$10,000.00 each claim
Ace American Ins. Co.	G21851656 007	1/1/2019 to 1/1/2020	Underground Storage Tanks	\$1,000,000 each loss	Deductible - \$10,000.00 each claim
Johnson Insurance Pro Assurance	CH32	1/1/2019 to 1/1/2020	Hospital Prof.and Gen. Liability Insurance Coverage	\$1,000,000 limit of liability per occurrence \$3,000,000 aggregate	Deductible - \$0.00
Umbrella	CH267	1/1/2019 to 1/1/2020	Umbrella Insurance Coverage	3000000	
WI County Mutual (Agent: Aegis Corp)	17218- Endorsement	1/1/2019 to 1/1/2020	Nursing Home-Gen. & Prof. Liability Endorsement Edgewater Nursing Home Liab.	\$1,000,000 Limit of liability per occurrence \$3,000,000 Aggregate	\$25,000 Per occurrence deductible \$100,000 Annual aggregate deductible
Self-Funded TPA	N/A	N/A	Worker's Compensation	Employer Liability	Wisconsin State Statutes

**Independent Auditor’s Report on Internal Control Over Financial Reporting
and on Compliance and Other Matters Based on an Audit of Financial Statements
Performed in Accordance With *Government Auditing Standards***

County Board
Wood County
Wisconsin Rapids, Wisconsin

We have audited, in accordance with auditing standards generally accepted in the United States and the standards applicable to financial audits contained in *Government Auditing Standards*, issued by the Comptroller General of the United States, the financial statements of the governmental activities, the business-type activities, each major fund, and the aggregate remaining fund information of Wood County, Wisconsin (the “County”), as of and for the year ended December 31, 2019, and the related notes to the financial statements, which collectively comprise the County’s basic financial statements and have issued our report thereon dated July 29, 2020.

Internal Control Over Financial Reporting

In planning and performing our audit of the financial statements, we considered the County’s internal control over financial reporting (internal control) to determine the audit procedures that are appropriate in the circumstances for the purpose of expressing our opinions on the financial statements, but not for the purpose of expressing an opinion on the effectiveness of the County’s internal control. Accordingly, we do not express an opinion on the effectiveness of the County’s internal control.

Our consideration of internal control was for the limited purpose described in the preceding paragraph and was not designed to identify all deficiencies in internal control that might be material weaknesses or significant deficiencies and, therefore, material weaknesses or significant deficiencies may exist that were not identified. However, as described below, we identified certain deficiencies in internal control that we consider to be a material weakness and a significant deficiency.

A deficiency in internal control exists when the design or operation of a control does not allow management or employees, in the normal course of performing their assigned functions, to prevent or detect and correct misstatements on a timely basis. A material weakness is a deficiency, or a combination of deficiencies, in internal control such that there is a reasonable possibility that a material misstatement of the entity's financial statements will not be prevented or detected and corrected on a timely basis. We consider the following deficiency to be a material weakness:

2019-002 Financial Accounting and Reporting

The County is responsible for reporting financial data reliably in accordance with GAAP. As part of our professional services for the year ended December 31, 2019, we were requested to draft the financial statements and accompanying notes to the financial statements. The completeness of the financial statements disclosures and accuracy of the financial statement presentation may be negatively impacted as outside auditors do not have the same comprehensive understanding of the County as its own management.

A significant deficiency is a deficiency, or a combination of deficiencies, in internal control that is less severe than a material weakness, yet important enough to merit attention by those charged with governance. We consider the following deficiency to be a significant deficiency:

2019-001 Segregation of Duties

The size of the County's staff in charge of accounting and reporting functions indicates a lack of segregation of duties. The basic premise is that no one employee should have access to both physical assets and the related accounting records or to all phases of a transaction, which decreases the likelihood that unauthorized or false transactions will be prevented or detected and corrected in a timely fashion. This condition may lead to misstated financial statements. The County Board performs limited reviews of the transactions in this area. However, because oversight is limited, this is a significant deficiency in internal control.

Compliance and Other Matters

As part of obtaining reasonable assurance about whether the County's financial statements are free from material misstatement, we performed tests of its compliance with certain provisions of laws, regulations, contracts, and grant agreements, noncompliance with which could have a direct and material effect on the determination of financial statement amounts. However, providing an opinion on compliance with those provisions was not an objective of our audit and, accordingly, we do not express such an opinion. The results of our tests disclosed no instances of noncompliance or other matters that are required to be reported under *Government Auditing Standards*.

We noted certain matters that we reported to management of the County in a separate letter dated July 29, 2020.

Purpose of This Report

The purpose of this report is solely to describe the scope of our testing of internal control and compliance and the results of that testing, and not to provide an opinion on the effectiveness of the County's internal control or on compliance. This report is an integral part of an audit performed in accordance with *Government Auditing Standards* in considering the County's internal control and compliance. Accordingly, this communication is not suitable for any other purpose.

A handwritten signature in black ink that reads "Wipfli LLP". The signature is written in a cursive, flowing style.

Wipfli LLP

July 29, 2020
Eau Claire, Wisconsin