



WOOD COUNTY, WISCONSIN

**COMPREHENSIVE ANNUAL
FINANCIAL REPORT**

**FOR THE YEAR ENDED
DECEMBER 31, 2018**

Park Address

1410 Griffith Avenue
Wisconsin Rapids, WI 54494
Village of Port Edwards

Park Description

Nepco Lake County Park was donated in 1977 by Nekoosa Papers, Inc., as a day use park.

Nepco Lake County Park is located 1 mile south of Wisconsin Rapids on STH 13 (enter on Griffith Avenue, CTH Z).

The park is 125 acres and is located on the 494 acre Nepco Lake.

Nepco Lake County Park features a beach area, boat ramp, picnic area, playground, a small open shelter and boat docks with access for people with disabilities.

An enclosed shelter is available for rent year round.

Commentary courtesy of the County Parks Staff.

Photos courtesy of Marla Cummings

WOOD COUNTY, WISCONSIN
COMPREHENSIVE ANNUAL FINANCIAL REPORT
FOR THE YEAR ENDED
DECEMBER 31, 2018

DEPARTMENT OF FINANCE

Marla A Cummings, Finance Director

THIS PAGE LEFT BLANK INTENTIONALLY

INTRODUCTORY SECTION

INTRODUCTORY
SECTION

THIS PAGE LEFT BLANK INTENTIONALLY

WOOD COUNTY, WISCONSIN
COMPREHENSIVE ANNUAL FINANCIAL REPORT
YEAR ENDED DECEMBER 31, 2018
TABLE OF CONTENTS

<u>INTRODUCTORY SECTION</u>	Page
Letter of Transmittal	1-5
GFOA Certificate of Achievement	7
Standing Committee Appointed Organization Chart	8
Directory of Board of Supervisors	9
Directory of Department Heads	10
Directory of Standing Committees-Appointed	11
History of Wood County	12
<u>FINANCIAL SECTION</u>	
Independent Auditor's Report	13-15
Management's Discussion and Analysis	16-28
Basic Financial Statements:	
Government-wide Financial Statements:	
Statement of Net Position	29
Statement of Activities	30-31
Fund Financial Statements:	
Balance Sheet - Governmental Funds	32
Statement of Revenues, Expenditures, and Changes in Fund Balances - Governmental Funds	33
Reconciliation of the Statement of Revenues, Expenditures, and Changes in Fund Balances - Governmental Funds to the Government-wide Statement of Activities	34
Statement of Revenues, Expenditures, and Changes in Fund Balances - Budget and Actual (Non-GAAP Budgetary Basis) - General Fund	35-39
Statement of Revenues, Expenditures, and Changes in Fund Balance - Budget and Actual - Human Services Fund	40
Statement of Net Position - Proprietary Funds	41
Statement of Revenues, Expenses, and Changes in Net Position - Proprietary Funds	42
Statement of Cash Flows - Proprietary Funds	43
Notes to the Financial Statements	45-85

WOOD COUNTY, WISCONSIN
COMPREHENSIVE ANNUAL FINANCIAL REPORT
YEAR ENDED DECEMBER 31, 2018
TABLE OF CONTENTS

(Continued)

	Page
Required Supplementary Information:	
Schedule of Changes in the County's Total OPEB Liability and Related Ratios	87
Schedule of Employer Contributions and the Employer's Proportionate Share of the Net Pension Liability (Asset) - WRS	88
Combining and Individual Fund Financial Statements and Schedules:	
Nonmajor Governmental Funds:	89-91
Combining Balance Sheet - Nonmajor Governmental Funds	92-93
Combining Statement of Revenues, Expenditures and Changes in Fund Balances - Nonmajor Governmental Funds	94-95
Schedule of Revenues, Expenditures, and Changes in Fund Balances - Budget and Actual - Aging & Disability Resource Center Special Revenue Fund	96
Schedule of Revenues, Expenditures, and Changes in Fund Balances - Budget and Actual - Child Support Special Revenue Fund	97
Schedule of Revenues, Expenditures, and Changes in Fund Balances - Budget and Actual - Parks Special Revenue Fund	98
Schedule of Revenues, Expenditures, and Changes in Fund Balances - Budget and Actual - Planning and Zoning Special Revenue Fund	99
Schedule of Revenues, Expenditures, and Changes in Fund Balances - Budget and Actual - Land and Water Conservation Special Revenue Fund	100
Schedule of Revenues, Expenditures, and Changes in Fund Balances - Budget and Actual - Transportation and Economic Development Special Revenue Fund	101
Schedule of Revenues, Expenditures, and Changes in Fund Balances - Budget and Actual - Ho-Chunk Donations Special Revenue Fund	102
Schedule of Revenues, Expenditures and Changes in Fund Balances - Budget and Actual (Non-GAAP Budgetary Basis) - Sales Tax Fund	103
Schedule of Revenues, Expenditures, and Changes in Fund Balances - Budget and Actual - Debt Service Fund	104
Schedule of Revenues, Expenditures, and Changes in Fund Balances - Budget and Actual - Capital Projects Highway Projects	105

WOOD COUNTY, WISCONSIN
COMPREHENSIVE ANNUAL FINANCIAL REPORT
YEAR ENDED DECEMBER 31, 2018
TABLE OF CONTENTS

(Continued)

	Page
Schedule of Revenues, Expenditures, and Changes in Fund Balances - Budget and Actual - Capital Projects Towers Fund	106
Internal Service Funds:	107
Combining Statement of Net Position - Internal Service Funds	108
Combining Statement of Revenues, Expenses, and Changes in Net Position - Internal Service Funds	109
Combining Statement of Cash Flows - Internal Service Funds	110
<u>STATISTICAL SECTION</u>	
Statistical Section:	111
I Financial Trends:	
a. Net Position by Component	112
b. Changes in Net Position	114-115
c. Governmental Activities Tax Revenue by Source	116
d. Fund Balances of Governmental Funds	117
e. Changes in Fund Balances of Governmental Funds	118
f. General Governmental Tax Revenue by Source	119
II Revenue Capacity:	
a. Property Values	120
b. Twenty Principal Taxpayers	121
c. Equalized Value of Taxable Property	122
d. Property Tax Levies and Collections	123
III Debt Capacity:	
a. Ratio of Outstanding Debt to Equalized Value and Debt Per Capita	124
b. Legal Debt Margin Information	125
c. Net Direct and Overlapping General Obligation Debt All Governmental Units	126-167
d. Ratio of Outstanding Debt by Type	128
e. Ratio of Annual Debt Service Expenditures For General Bonded Debt to Total General Expenditures	129

WOOD COUNTY, WISCONSIN
COMPREHENSIVE ANNUAL FINANCIAL REPORT
YEAR ENDED DECEMBER 31, 2018
TABLE OF CONTENTS

(Continued)		<u>Page</u>
IV	Demographic and Economic Information:	
	a. Demographic and Economic Statistics	130
	b. Principal Employers	131
V	Operating Information:	
	a. Operating Indicators by Function	132-133
	b. Full-Time Equivalent Employees by Function	134
	c. Capital Asset Statistics by Function	135
	d. Schedule of Insurance	136-137
	Independent Auditors Report on Internal Control over Financial Reporting and on Compliance and Other Matters Based on an Audit of Financial Statements Performed in Accordance with <i>Government Auditing Standards</i>	139-140



Wood County

WISCONSIN

Office of
Finance Director
Marla A Cummings
Finance Director

July 29, 2019

To the Members of the Wood County Board of Supervisors, the Executive Committee and the citizens of Wood County

The Comprehensive Annual Financial Report (CAFR) of Wood County, Wisconsin (the County) for the fiscal year ended December 31, 2018, is hereby submitted.

This report has been prepared following the guidelines recommended by the Government Finance Officers Association of the United States and Canada (GFOA). These guidelines conform substantially with high standards of public financial reporting, including Generally Accepted Accounting Principles (GAAP) promulgated by the Governmental Accounting Standards Board (GASB).

Responsibility for both the accuracy of the data and the completeness and fairness of the presentation, including all disclosures, rests with the County. We believe the data, as presented, is accurate in all material respects; that it is presented in a manner designed to fairly set forth the financial position, results of operations of the various funds, and the cash flows of our proprietary funds of the County. All disclosures necessary to enable the reader to gain maximum understanding of the County's financial affairs have been included.

County management is responsible for establishing and maintaining an internal control structure designed to ensure that the assets of the government are protected from loss, theft or misuse and to ensure that adequate accounting data are compiled to allow for the preparation of financial statements in conformity with GAAP. The internal control structure is designed to provide reasonable, but not absolute, assurance that these objectives are met. The concept of reasonable assurance recognizes that: (1) the costs of control should not exceed the benefits likely to be derived and (2) the evaluation of costs and benefits requires estimates and judgments by management.

Wipfli LLP has audited the County's financial statements in accordance with County policy and state and federal requirements. The goal of the independent audit was to provide reasonable assurance that the financial statements of Wood County for the year ended December 31, 2018, are free of material misstatement. The independent audit involved examining, on a test basis, evidence supporting the amounts and disclosures in the financial statements; assessing the accounting principles used and significant estimates made by management; and evaluating the overall financial statement presentation. The independent auditor concluded, based upon the audit, that there was a reasonable basis for rendering an unmodified opinion that Wood County's financial statements for the year ended December 31, 2018, are fairly presented in conformity with GAAP. The independent auditors' report is presented as the first component of the financial section of this report.

In addition to meeting the requirements set forth above, the County is required to undergo an annual single audit in conformity with the audit requirements of Title 2 U.S. Code of Federal Regulations Part 200, Uniform Administrative Requirements, Cost Principles, and Audit Requirements for Federal Awards (the "Uniform Guidance") and the [State Single Audit Guidelines](#) issued by the Wisconsin Department of Administration. Information related to this single audit, including the schedule of federal and state financial assistance, findings and recommendations, the independent auditors' reports on internal control structure and compliance with applicable laws and regulations are available as a separately issued Single Audit Report.

REPORTING ENTITY AND ITS SERVICES

The County was incorporated in 1856 and operates under a County Board form of government. The Board of Supervisors is comprised of nineteen (19) members, elected by districts to serve concurrent two-year terms. The terms of the current Board expire in April 2020.

The County is located in central Wisconsin, approximately 160 miles northwest of Milwaukee and 180 miles southeast of Minneapolis/St Paul. The County has an area of 519,680 acres (812 sq. miles). The City of Wisconsin Rapids is the County Seat.

This CAFR includes all funds, which include the operations of all departments shown in the organizational chart on page 8.

The County provides a full range of services. This includes judiciary services and legal counsel; general and financial administration, including tax collections; property records and register of deeds; county planning and zoning; public safety with sheriff, emergency government, shared dispatch and correction facilities; parks; health and human services; assistance to veterans and older Americans; library; forest conservation; coroner and surveyor; employment and training services; agricultural extension services; and the administration of federal, state and county elections. The County has proprietary fund operations for the Edgewater Nursing Home and Highway Department enterprise funds and the Building Maintenance, Employee Self-Funded Health Insurance, Workers Compensation, Other Post-Employment Employee Benefits (OPEB) and PC Replacement internal service funds. The Wisconsin Municipal Mutual Insurance Corporation (WMMIC), the Wisconsin County Mutual Insurance Corporation (WCMIC) and any of the school districts or special districts listed in Table IIIc of the CAFR are not included in the CAFR because they have not met the established criteria for inclusion in the reporting entity.

The annual budget serves as the foundation for the County's financial planning and control. All Wood County departments are required to submit their budget requests to the Finance Department by August 15th of each year. The Executive Committee meets with each of the department heads along with their oversight committee chairperson in order to develop a proposed budget that satisfies the agreed upon parameters for that year's budget. The proposed budget is published a minimum of ten business days prior to a public hearing held the second Tuesday in November after which the budget is adopted by the County Board.

The budget is approved and controlled by the Board of Supervisors at the function level, which is the purpose or intent for incurring the expenditure. A function is normally a series of related accounts such as personal services, contractual services, supplies and expenses, building materials, fixed charges, debt service and capital outlay. A department can be made up of a single or multiple functions.

All appropriations in the general fund lapse at the end of the fiscal year unless specifically requested by the department and approved by the Executive Committee. The anticipated unused balances of the special revenue funds are generally encompassed in the subsequent year's budget request.

The budget process encompasses the activities of all funds of the governing body. In accordance with our system of internal accounting and budgeting control, no expenditure/expense can be allowed nor check processed unless an appropriation is available.

Generally Accepted Accounting Principals require that management provide a narrative introduction, overview, and analysis to accompany the basic financial statements in the form of Management's Discussion and Analysis (MD&A). This letter of transmittal is designed to complement the MD&A and should be read in conjunction with it. The County's MD&A can be found immediately following the independent auditor's report.

ECONOMIC CONDITIONS AND OUTLOOK

Overall, the Wood County economy has continued to show improvement in the past twelve months. The County's average unemployment rate decreased from 3.2% for 2017 to 3.0% for 2018, slightly lower than the nation's average rate of 3.9% and the same as the state's average unemployment rate of 3.0%

Supersector-Private	Number of Establishments Qtr 3 2018	Employment Private Sep 2018	12 month percent change in employment 09/2017-09/2018	12 month change in employment 09/2017-09/2018
Leisure & Hospitality	204	3,010	7.2%	201
Education & Health Svcs	325	9,623	3.0%	280
Service-Providing	1,534	26,766	1.9%	494
Natural Resources & Mining	67	548	-4.9%	(28)
Total all industries	1,906	34,622	2.0%	670
Professional & Business Svcs	192	1,888	-2.0%	(39)
Financial Activities	201	1,155	-1.7%	(20)
Construction	188	1,700	6.7%	107
Goods-Producing	372	7,856	2.3%	176
Manufacturing	117	5,608	1.8%	97
Trade, Transportation & Utilities	448	8,622	0.0%	2
Other Services	157	1,096	8.0%	9
Information	29	1,372	4.7%	31

Source: Bureau of Labor Statistics QCEW Wood County, WI 12 month change in employment

Supersector-Private	Average weekly wage Qtr 3 2018	12 month percent change in avg weekly wage 09/2017-09/2018	12 month change in avg weekly wage 09/2017-09/2018
Leisure & Hospitality	\$270	7.6%	\$19
Education & Health Svcs	\$1,078	3.2%	\$33
Service-Providing	\$818	3.3%	\$26
Natural Resources & Mining	\$659	1.7%	\$11
Total all industries	\$867	2.7%	\$23
Professional & Business Svcs	\$851	15.9%	\$117
Financial Activities	\$811	4.0%	\$31
Construction	\$1,057	-0.7%	-\$7
Goods-Producing	\$1,036	1.5%	\$15
Manufacturing	\$1,063	1.7%	\$18
Trade, Transportation & Utilities	\$708	1.6%	\$11
Other Services	\$492	2.7%	\$13
Information	\$1,161	-2.9%	-\$35

Source: Bureau of Labor Statistics QCEW Wood County, WI 12 month change in employment

Wood County's estimated population was at 73,055 for 2018 a decrease of (1,694) people from the 2010 census was 74,749. The average labor force was 34,647 in 2016.

The top employers are:

Employer	2018		
	<u>Employees</u>	<u>Rank</u>	<u>Percentage of Employment</u>
MARSHFIELD CLINIC	6,034	1	44.99
ROEHL TRANSPORT INC	2,520	2	18.79
WISCONSIN RAPIDS PUBLIC SCHOOL	1,089	3	8.12
VERSO (formerly NEW PAGE)	932	4	6.95
ASPIRUS RIVERVIEW HOSPITAL	760	5	5.67
COUNTY OF WOOD	708	6	5.28
RENAISSANCE LEARNING INC	493	7	3.68
MARSHFIELD SCHOOL DISTRICT	454	8	3.39
DOMTAR	422	9	3.15

SOURCE: Survey of employers May 2019.

RELEVANT FINANCIAL POLICIES

The Wood County Executive Committee and the full County Board had formal policies in place for budgeting, investing and debt. All policies adhere to the State Statutes but expand on the state law to fit the needs of Wood County. The budget policy guides the County through the annual budget process and sets procedures for administering the budget throughout the year. The investment policy sets forth the goals of the County while balancing acceptable risk in reaching those goals. The debt policy provides the guidelines on determining when debt is an appropriate financing tool, the types of debt that will be considered and manageable debt levels.

MAJOR INITIATIVES

All counties in the State of Wisconsin operate under a state imposed tax rate freeze and a tax levy limitation resulting in the demands for county services becoming continually more difficult to finance. The County is looking more and more to becoming a partner in economic development. Where in the past, economic development initiatives were more a function of individual municipalities, regional developments and partnering with municipalities is becoming a more common use of county resources. The County is confident in a return on our investment in economic development with growth in our tax base.

The focus of the 2018 Capital Improvement Program (CIP) was to maintain the County's investment in buildings and equipment through scheduled replacements and remodeling and invest in technology to enhance our delivery of services. There were improvements added at the Parks & Forestry Department, the UW Wood County/Marshfield campus, improvements to Edgewater Nursing Home and Norwood Health Center and there was ongoing remodeling of the courthouse building and river block.

The County borrowed \$3.440 million in 2018; \$1.140 million for Capital Improvements and \$2.300 million Highway Construction.

Maintenance and expansion of the County's infrastructure (such as highways and bridges) remains a major goal of the County Board. To address one of these concerns, the Highway Commission has developed a five-year capital project plan that provides a framework for the development and maintenance of infrastructure to meet current and future needs. The Highway Commission has undertaken an aggressive program to repair and replace its highways and

bridges. During the next two years, the Highway Commission plans to repair four additional bridges. A major repaving project consisting of resurfacing between 15 and 20 miles per year is included in this plan. By the end of this five-year period, 30% of the County's highways are expected to be repaved and seven deficient bridges will have been replaced.

CURRENT AND FUTURE PLANS

The County has been striving to maintain our level of services while balancing increasing demand for certain services with flat or dwindling economic resources. The County, for the most part, has been able to maintain most services through increased efficiencies and by regionalizing elements of our operations through such entities as the Aging & Disability Resource Center (ADRC-CW) and Inclusa.

The County relocated Human Services, Health, Land & Water Conservation and the Parks & Forestry departments into the renovated River Block Building completed in June 2018. The Finance Department moved to the River Block Building in July of 2018.

The County is in the process of compiling the requested projects in the 2020-2024 Capital Improvement Plan (CIP). The requested projects will be prioritized and included or excluded from the plan based on the level of need and available funding.

CERTIFICATE OF ACHIEVEMENT

The Government Finance Officers Association of the United States and Canada (GFOA) awarded a Certificate of Achievement for Excellence in Financial Reporting to Wood County for its comprehensive annual financial report for the year ended December 31, 2017. This was the seventeenth consecutive year that the County has received this prestigious award. In order to be awarded a Certificate of Achievement, a government must publish an easily readable and efficiently organized comprehensive annual financial report. This report must satisfy both generally accepted accounting principles and applicable legal requirements.

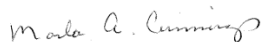
A Certificate of Achievement is valid for a period of one year only. We believe that our current comprehensive annual financial report continues to meet the Certificate of Achievement Program's requirements and we are submitting it to the GFOA to determine its eligibility for another certificate.

INVITATION AND ACKNOWLEDGMENTS

I invite the reader to continue into the remainder of the CAFR. The County is an ever-changing and growing operation. The complex nature of our affairs can be grasped by reviewing and understanding this report. My goal in presenting this report as a communication tool is to keep the interested public informed about the growth and changes we are currently experiencing. Questions and comments relating to this report should be presented to the finance department.

I appreciate all members of the Departments who assisted and contributed to its preparation. I also thank the Wood County Board of Supervisors and the Executive Committee for their interest and support in planning and conducting the financial operations of the County in a responsible manner. The County's financial condition and reasonable tax rate are acknowledgments of their dedication.

Respectfully submitted,



Marla A Cummings, CPA
Finance Director

THIS PAGE LEFT BLANK INTENTIONALLY



Government Finance Officers Association

Certificate of
Achievement
for Excellence
in Financial
Reporting

Presented to

County of Wood
Wisconsin

For its Comprehensive Annual
Financial Report
for the Fiscal Year Ended

December 31, 2017

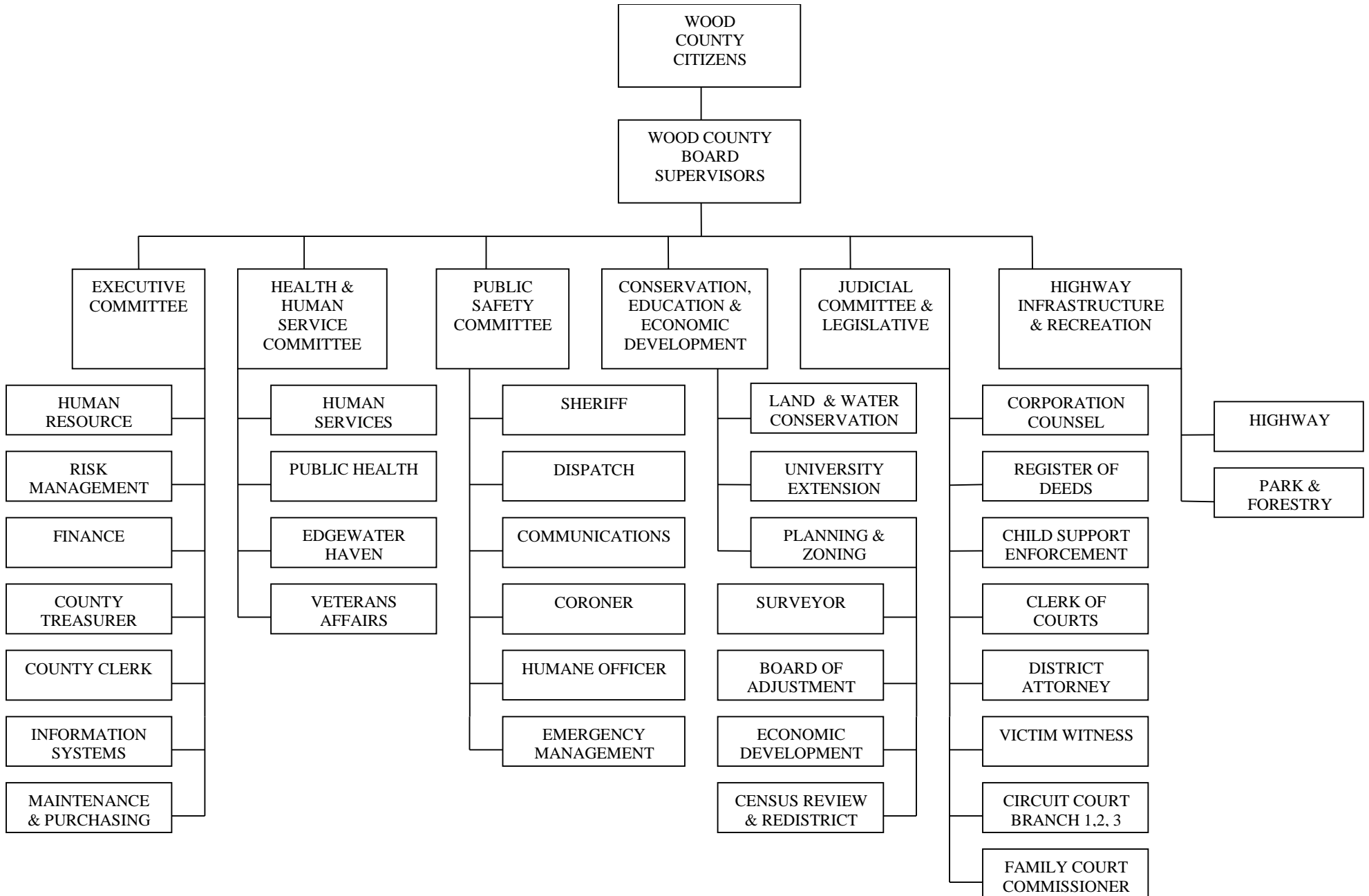
Christopher P. Morill

Executive Director/CEO

WOOD COUNTY ORGANIZATIONAL CHART

APPOINTED COMMITTEES

DECEMBER 31, 2018



2018-2019

WOOD COUNTY BOARD OF SUPERVISORS

Chairperson	Douglas Machon
Vice Chairperson	Donna Rozar
District No. 1	Dave LaFontaine
District No. 2	Donna Rozar
District No. 3	Michael Feirer
District No. 4	Jason Zalexki
District No. 5	Adam G. Fischer
District No. 6	Allen W. Breu
District No. 7	Robert Ashbeck
District No. 8	Jake Hahn
District No. 9	William Winch
District No. 10	Mark Holbrook
District No. 11	Kenneth A. Curry
District No. 12	Douglas Machon
District No. 13	Marion Hokamp
District No. 14	Dennis Polach
District No. 15	Bill Clendenning
District No. 16	Lance Pliml
District No. 17	Joseph H. Zurfluh
District No. 18	Brad Hamilton
District No. 19	Bill Leichtnam

WOOD COUNTY DEPARTMENT HEADS

Child Support		Brent Vruwink
Circuit Court Branch I	* +	Hon. Gregory Potter
Circuit Court Branch II	* +	Hon. Nicholas Brazeau Jr
Circuit Court Branch III	* +	Hon. Todd Wolf
Clerk of Courts	*	Cindy Joosten
Coroner	*	Dara Hamm
Corporation Counsel		Peter Kastenholz
County Clerk	*	Cynthia Cepress
Dispatch		Lori Heideman
District Attorney	* +	Craig Lambert
Edgewater Haven Nursing Home		Cynthia Robinson
Emergency Management		Steven Kreuser
Finance		Marla Cummings
Health		Susan Kunferman
Highway		Doug Passineau 6/30/2018
		Roland Hawk 7/1/2019
Human Resources		Kimberly McGrath
Human Services		Brandon Vruwink
Humane Officer		Nanci Kinney
Land and Water Conservation		Shane Wucherpfenning
Maintenance		Reuben Van Tassel
Park & Forestry		Chad Schooley
Planning & Zoning		Jason Grueneberg
Risk Management		Terry Stelzer
Register of Deeds	*	Tiffany Ringer
Sheriff	*	Thomas Reichert
Information Technology		Amy Kaup
Treasurer	*	Healthier Gehrt
UW-Extension		Jason Hausler
Veterans Service Officer		Rock Larson
	*	Elected
	+	State Employee
	^	Appointed

STANDING COMMITTEES FOR 2018-2020

HEALTH & HUMAN SERVICE COMMITTEE

Donna Rozar, Chair
Adam G. Fischer, Vice Chair
Marion Hokamp, Secretary
Al Breu
Mark Holbrook
Eric Quivers, MD
Lori Slattery-Smith
Tom Buttke
Jessica Vicente

EXECUTIVE COMMITTEE

Douglas Machon, Chair
Donna Rozar, Secretary
Adam Fischer
Bill Clendenning
Ken Curry
William Winch
Dennis Polach

PUBLIC SAFETY COMMITTEE

William Winch, Chair
Joseph H. Zurfluh
Dennis Polach, Vice Chair
Jason Zaleski, Secretary
Mike Feirer

JUDICIAL COMMITTEE & LEGISLATIVE

Bill Clendenning, Chair
Bill Leichtnam, Vice Chair
Ken Curry, Secretary
Brad Hamilton
Jake Hahn

CONSERVATION, EDUCATION & ECONOMIC DEVELOPMENT

Ken Curry, Chair
Bill Leichtnam, Vice Chair
Mark Holbrook, Secretary
Robert Ashbeck
Dave LaFontaine
Harvey Peterson, Farm Service Agency Rep.

HIGHWAY INFRASTRUCTURE & RECREATION COMMITTEE

Adam Fischer, Chair
William Winch, Vice-Chair
Marion Hokamp, Secretary
Lance Pliml
Dennis Polach

HISTORY OF WOOD COUNTY

In the winter of 1827, Daniel Whitney of Green Bay obtained a permit from the Winnebago granting him the privilege of making shingles on the Wisconsin River. He employed 22 Stockbridge Indians and conveyed them to the mouth of the Yellow River. In 1831, Daniel Whitney obtained a permit from the War Department to erect a sawmill and cut timber on the Wisconsin River. In 1831-1832, assisted by his nephew and A.B. Sampson, he built the first mill at the place known as Whitney's Rapids, below Point Basse, and about 10 miles south of Wisconsin Rapids. Messrs, Grignon & Merrill, having also obtained a permit, built a mill at Grignon's Rapids in 1836. These two establishments were the first lumbering plants on the Wisconsin River in Wood County.

Wood County was named after Joseph Wood, who came here from Illinois in 1848. Under Chapter 54 Laws of 1856, present Wood County was detached from Portage County. The same chapter directed that the town board of supervisors of the Town of Grand Rapids in Wood County shall be the board of supervisors of Wood County until a county board shall be elected and qualified as provided by the revised statutes of the same act. The first election was held in November 1856. The first County Officers were: County Judge Joseph Wood; Sheriff Benjamin Buck; District Attorney L.P. Powers; Surveyor H.A. Temple; Clerk of Circuit Courts L. Kromer; County Clerk L.P. Powers; Treasurer I.L. Moser; Register of Deeds L. Kromer. The county board met for the first time October 8, 1856.

Towns were established as follows: Rudolph- October 8, 1856; Saratoga- January 9, 1857; Seneca- June 9, 1857; Dexter- March 10, 1858; Lincoln- December 25, 1861; Sigel- January 10, 1863; Remington- July 15, 1868; Wood- February 10, 1874; Port Edwards- February 10, 1874; Auburndale- December 30, 1874; Marshfield- December 3, 1875; Rock- January 23, 1878; Richfield- November 18, 1881; Milladore- February 15, 1882; Sherry- November 10, 1885; Hansen- November 10, 1885; Cary- February 13, 1901; Arpin- February 13, 1901; Hiles- November 15, 1901; Cranmoor- November 18, 1903; Centralia- January 9, 1857; Springfield- August 27, 1861 and McClellan- May 26, 1864. Centralia is now part of Wisconsin Rapids. Springfield was vacated February 23, 1865 and attached to McClellan which was reorganized and shortly afterward vacated and the territory was distributed to other towns.

January 5, 1858 the board adopted the Wood County Reporter as its official newspaper to publish all proceedings. This paper was established in November 1857 and was the first and only newspaper in the county. The first court house was a hall in the Magnolia House which was located on the corner of Ninth and Washington Avenue. The first court was held there in 1857. The date of the first warranty deed recorded was October 1856. The first building actually erected as a courthouse in Wood County was built in Grand Rapids on a spot near the river. The population of Wood County in 1860 was 2,425.

FINANCIAL SECTION

FINANCIAL SECTION

THIS PAGE LEFT BLANK INTENTIONALLY



Independent Auditor's Report

County Board
Wood County
Wisconsin Rapids, Wisconsin

Report on the Financial Statements

We have audited the accompanying financial statements of the governmental activities, the business-type activities, each major fund, and the aggregate remaining fund information of Wood County, Wisconsin (the "County"), as of and for the year ended December 31, 2018, and the related notes to the financial statements, which collectively comprise the County's basic financial statements as listed in the table of contents.

Management's Responsibility for the Financial Statements

Management is responsible for the preparation and fair presentation of these financial statements in accordance with accounting principles generally accepted in the United States; this includes the design, implementation, and maintenance of internal control relevant to the preparation and fair presentation of financial statements that are free from material misstatement, whether due to fraud or error.

Auditor's Responsibility

Our responsibility is to express opinions on these financial statements based on our audit. We conducted our audit in accordance with auditing standards generally accepted in the United States and the standards applicable to financial audits contained in *Government Auditing Standards*, issued by the Comptroller General of the United States. Those standards require that we plan and perform the audit to obtain reasonable assurance about whether the financial statements are free from material misstatement.

An audit involves performing procedures to obtain audit evidence about the amounts and disclosures in the financial statements. The procedures selected depend on the auditor's judgment, including the assessment of the risks of material misstatement of the financial statements, whether due to fraud or error. In making those risk assessments, the auditor considers internal control relevant to the entity's preparation and fair presentation of the financial statements in order to design audit procedures that are appropriate in the circumstances, but not for the purpose of expressing an opinion on the effectiveness of the entity's internal control. Accordingly, we express no such opinion. An audit also includes evaluating the appropriateness of accounting policies used and the reasonableness of significant accounting estimates made by management, as well as evaluating the overall presentation of the financial statements.

We believe that the audit evidence we have obtained is sufficient and appropriate to provide a basis for our audit opinions.

Opinions

In our opinion, the financial statements referred to above present fairly, in all material respects, the respective financial position of the governmental activities, the business-type activities, each major fund, and the aggregate remaining fund information of Wood County, Wisconsin, as of December 31, 2018; and the respective changes in financial position and, where applicable, cash flows thereof; and the respective budgetary comparison for the general fund and human services fund for the year then ended in accordance with accounting principles generally accepted in the United States.

Change in Accounting Principle

As discussed in section I, note B in the notes to the basic financial statements, the County adopted new accounting guidance GASB Statement No. 75, *Accounting and Financial Reporting for Postemployment Benefits Other Than Pensions* during the year ended December 31, 2018. Our opinions are not modified with respect to this matter.

Restatement of Equity

As discussed in section IV, note D in the notes to the basic financial statements, the County has restated beginning net position of the governmental activities, business-type activities, and the Norwood enterprise fund and the fund balance of the Human Services fund to reflect the transfer of Norwood Health Center activities from a governmental fund to an enterprise fund. Our opinions are not modified with respect to this matter.

Other Matters

Required Supplementary Information

Accounting principles generally accepted in the United States require that the management's discussion and analysis, the schedule of changes in the County's total OPEB liability and related ratios, and the schedules of the employers proportionate share of the net pension liability (asset) and employer contributions – Wisconsin Retirement System on pages 16 through 28 and pages 87 through 88 be presented to supplement the basic financial statements. Such information, although not a part of the basic financial statements, is required by the Governmental Accounting Standards Board, who considers it to be an essential part of financial reporting for placing the basic financial statements in an appropriate operational, economic, or historical context. We have applied certain limited procedures to the required supplementary information in accordance with auditing standards generally accepted in the United States, which consisted of inquiries of management about the methods of preparing the information and comparing the information for consistency with management's responses to our inquiries, the basic financial statements, and other knowledge we obtained during our audit of the basic financial statements. We do not express an opinion or provide any assurance on the information, because the limited procedures do not provide us with sufficient evidence to express an opinion or provide any assurance.

Supplementary Information

Our audit was conducted for the purpose of forming opinions on the financial statements that collectively comprise the County's basic financial statements as a whole. The introductory section, respective budgetary comparison for the sales tax fund, combining and individual nonmajor fund financial statements and schedules, and statistical section listed in the accompanying table of contents are presented for purposes of additional analysis and are not a required part of the financial statements. The respective budgetary comparison for the sales tax fund and combining and individual nonmajor fund financial statements and schedules (information) are the responsibility of management and were derived from and relate directly to the underlying accounting and other records used to prepare the financial statements. Such information has been subjected to the auditing procedures applied in the audit of the financial statements and certain additional procedures, including comparing and reconciling such information directly to the underlying accounting and other records used to prepare the financial statements or to the financial statements themselves, and other additional procedures in accordance with auditing standards generally accepted in the United States. In our opinion, the information is fairly stated in all material respects in relation to the financial statements as a whole.

The introductory and statistical sections have not been subjected to the auditing procedures applied in the audit of the basic financial statements and, accordingly, we do not express an opinion or provide any assurance on them.

Other Reporting Required by Government Auditing Standards

In accordance with *Government Auditing Standards*, we have also issued our report dated July 29, 2019, on our consideration of the County's internal control over financial reporting and on our tests of its compliance with certain provisions of laws, regulations, contracts, and grant agreements and other matters. The purpose of that report is solely to describe the scope of our testing of internal control over financial reporting and compliance and the results of that testing, and not to provide an opinion on the effectiveness of the County's internal control over financial reporting or on compliance. That report is an integral part of an audit performed in accordance with *Government Auditing Standards* in considering the County's internal control over financial reporting and compliance.

/s/ Wipfli LLP

Wipfli LLP

July 29, 2019
Eau Claire, Wisconsin

Management's Discussion and Analysis

The Financial Management of Wood County, Wisconsin (County) offers readers of Wood County's financial statements this narrative overview and analysis of the financial activities of Wood County for the fiscal year ended December 31, 2018. We encourage readers to consider the information presented here in conjunction with additional information that we have furnished in our letter of transmittal and the notes to the financial statements.

Financial Highlights

- The assets and deferred outflows of the County exceeded its liabilities and deferred inflows at the close of the most recent fiscal year 12/31/18 by \$113,851,373 (net position). Of this amount, \$27,205,632 (unrestricted net position) may be used to meet the government's ongoing obligations to citizens and creditors.
- The County's total net position increased by \$5,637,872.
- As of the close of the 2018 fiscal year, the County's governmental funds ending fund balances were \$24,839,687, compared to \$24,530,935 for 2017, an increase of \$308,752.
- Unassigned fund balance for the General Fund, which is available for spending at Wood County's discretion, was \$15,350,164, an increase of \$3,459,225 from the prior year unassigned fund balance of \$11,890,939. This balance represents 47.40 percent of total General Fund expenditures.
- Total long-term obligations (including capital leases of \$232,660 and compensated absences of \$6,407,298) decreased by \$2,601,256 from \$38,361,451 to \$35,760,195.

Overview of the Financial Statements

This discussion and analysis is intended to serve as an introduction to the County's basic financial statements. The County's basic financial statements are comprised of three components:

- 1) Government-wide Financial Statements,
- 2) Fund Financial Statements, and
- 3) Notes to the Financial Statements.

This report also contains other supplementary information in addition to the basic financial statements themselves.

Government-wide Financial Statements – The government-wide financial statements are designed to provide readers with a broad overview of the County’s finances, in a manner similar to a private-sector business.

The statement of net position presents information on all of the County’s assets and deferred outflows of resources, liabilities and deferred inflows of resources, with the difference reported as net position. Over time, increases or decreases in net position may serve as a useful indicator of whether the financial position of the County is improving or deteriorating.

The statement of activities presents information showing how the government’s net position changed during the most recent fiscal year. All changes in net position are reported as soon as the underlying event giving rise to the change occurs, regardless of the timing of related cash flows. Thus, revenues and expenses are reported in this statement for some items that will only result in cash flows in future fiscal periods (e.g., uncollected taxes and earned but unused vacation leave).

Both of the government-wide financial statements distinguish functions of the County that are principally supported by taxes and intergovernmental revenues (governmental activities) from other functions that are intended to recover all or a significant portion of their costs through user fees and charges (business-type activities). The governmental activities of the County include general government, public safety, public works, health and social services, culture, recreation and education and conservation and development. The business-type activities of the County include the nursing home and the county highway department.

The government-wide financial statement can be found on pages 29-31 of this report.

Fund Financial Statements – A fund is a grouping of related accounts that is used to maintain control over resources that have been segregated for specific activities or objectives. The County, like other state and local governments, uses fund accounting to ensure and demonstrate compliance with finance-related legal requirements. All of the funds of the County can be divided into two categories: governmental funds and proprietary funds. The County has no fiduciary funds.

Governmental Funds – Governmental funds are used to account for essentially the same functions reported as governmental activities in the government-wide financial statements. However, unlike the government-wide financial statements, governmental fund financial statements focus on near-term inflows and outflows of spendable resources, as well as on balances of spendable resources available at the end of the fiscal year. Such information may be useful in evaluating a government’s near-term financing requirements.

Because the focus of governmental funds is narrower than that of the government-wide financial statements, it is useful to compare the information presented for governmental funds with similar information presented for governmental activities in the government-wide financial statements. By doing so readers may better understand the long-term impact of the government’s near-term financing decisions. Both the governmental fund balance sheet and the governmental fund statement of revenues, expenditures, and changes in fund balances provide a reconciliation to facilitate this comparison between governmental funds and governmental activities.

The County had thirteen (excluding the Sales Tax Fund) individual governmental funds during 2018. Information is presented separately in the governmental funds balance sheet and in the governmental funds statement of revenues, expenditures, and changes in fund balances for the general fund and human services special revenue fund both of which are considered to be major funds. Data from the other eleven governmental funds are combined into a single, aggregated presentation. Individual fund data for each of these non-major governmental funds is provided in the form of combining statements elsewhere in this report.

The County adopts an annual appropriated budget for its general fund. A budgetary comparison statement has been provided for the general fund to demonstrate compliance with this budget.

The basic governmental fund financial statements can be found on pages 32-40 of this report.

Proprietary Funds – The County maintains three different types of proprietary funds. Enterprise funds are used to report the same functions presented as business-type activities in the government-wide financial statements. The County uses enterprise funds to account for Edgewater Haven Nursing Home, Norwood Health Center and the Highway Department. Internal service funds are used to accumulate and allocate costs internally among the County's various functions. The County uses internal service funds to account for Building Maintenance, Employee Health Benefits, Workers Compensation, Other Post-employment Employee Benefits and Personal Computer Replacements. Internal service net position of (\$96,953) has been allocated to the business-type activities related to Highway activities. The remaining assets, liabilities and net position of the internal service funds have been included within the governmental activities.

Proprietary fund financial statements provide the same type of information as the government-wide financial statements, only in more detail. The proprietary fund financial statements provide separate information for Edgewater Haven Nursing Home, Norwood Health Center and the Highway Department are considered major funds of the County. Conversely, the internal service funds have been combined into single aggregated presentations in the governmental activities and business-type activities financial statements. Individual fund data for the internal service funds is provided in the form of a combining statement elsewhere in this report.

The basic proprietary fund financial statement can be found on pages 41-43 of this report.

Notes to the Financial Statements – The notes provide additional information that is essential to a full understanding of the data provided in the government-wide and fund financial statements. The notes to the financial statements can be found on pages 45-85 of this report.

Other information – The combining statements referred to earlier in connection with non-major governmental funds and internal service funds are presented immediately following the notes to the financial statements. Combining and individual fund statements and schedules can be found on pages 89-110 of this report.

Government-wide Financial Analysis

As noted earlier, net position may serve over time as a useful indicator of a government's financial position. In the case of Wood County, assets and deferred outflows exceeded liabilities and deferred inflows of resources by \$113,851,374 at the close of the fiscal year ended December 31, 2018.

WOOD COUNTY'S Net Position						
	Governmental Activities		Business-type Activities		Total	
	2018	2017 Restated	2018	2017 Restated	2018	2017 Restated
Current and other assets	\$ 72,879,245	\$ 65,423,056	\$ 2,584,021	\$ 792,011	\$ 75,463,266	\$ 66,215,067
Capital assets	97,911,734	95,644,503	11,489,507	10,682,758	109,401,241	106,327,261
Total assets	170,790,979	161,067,559	14,073,528	11,474,769	184,864,507	172,542,328
Deferred outflows of resources	7,893,405	8,941,694	2,746,216	3,277,797	10,639,621	12,219,491
Long-term liabilities outstanding	33,038,461	36,863,927	2,721,734	1,495,593	35,760,195	38,359,520
Other liabilities	7,070,079	5,584,236	804,380	1,988,786	7,874,459	7,573,022
Total liabilities	40,108,540	42,448,163	3,526,114	3,484,379	43,634,654	45,932,542
Deferred inflows of resources	35,093,814	29,122,183	2,924,286	1,493,592	38,018,100	30,615,775
Net position:						
Net investment in capital assets	75,092,002	73,421,063	11,489,507	10,682,758	86,581,509	84,103,821
Restricted	51,461	2,050,627	-	-	51,461	2,050,627
Unrestricted	28,338,567	22,967,217	(1,120,163)	(908,163)	27,218,404	22,059,054
Total net position	\$ 103,482,030	\$ 98,438,907	\$ 10,369,344	\$ 9,774,595	\$ 113,851,374	\$ 108,213,502

By far the largest portion of the County's net position (76.05 percent) reflects its investment in capital assets (e.g. land, buildings, machinery and equipment); less any related debt used to acquire those assets that is still outstanding. The County uses these capital assets to provide services to citizens; consequently, these assets are not available for future spending. Although the County's investment in its capital assets is reported net of related debt, it should be noted that the resources needed to repay this debt must be provided from other sources, since the capital assets themselves cannot be used to liquidate these liabilities.

An additional portion of the County's net position 0.05 percent represents resources that are subject to external restrictions on how they may be used. The remaining balance of unrestricted net position \$27,218,404 may be used to meet the government's ongoing obligations to citizens and creditors.

At the end of the current fiscal year, the County is able to report positive balances in all categories of net position for the government as a whole. The same situation held true for the prior fiscal year.

The governmental activities unrestricted net position increased \$5,371,350 from \$22,967,217 to \$28,338,567 during the current fiscal year.

The Business-type activities the net position increased by \$594,749 from \$9,774,595 to \$10,369,344 during the current fiscal year.

Governmental activities

Governmental activities increased the County's net position by \$5,043,123 overall or 5.12%. Key elements of this increase from 2017 to 2018 are as follows:

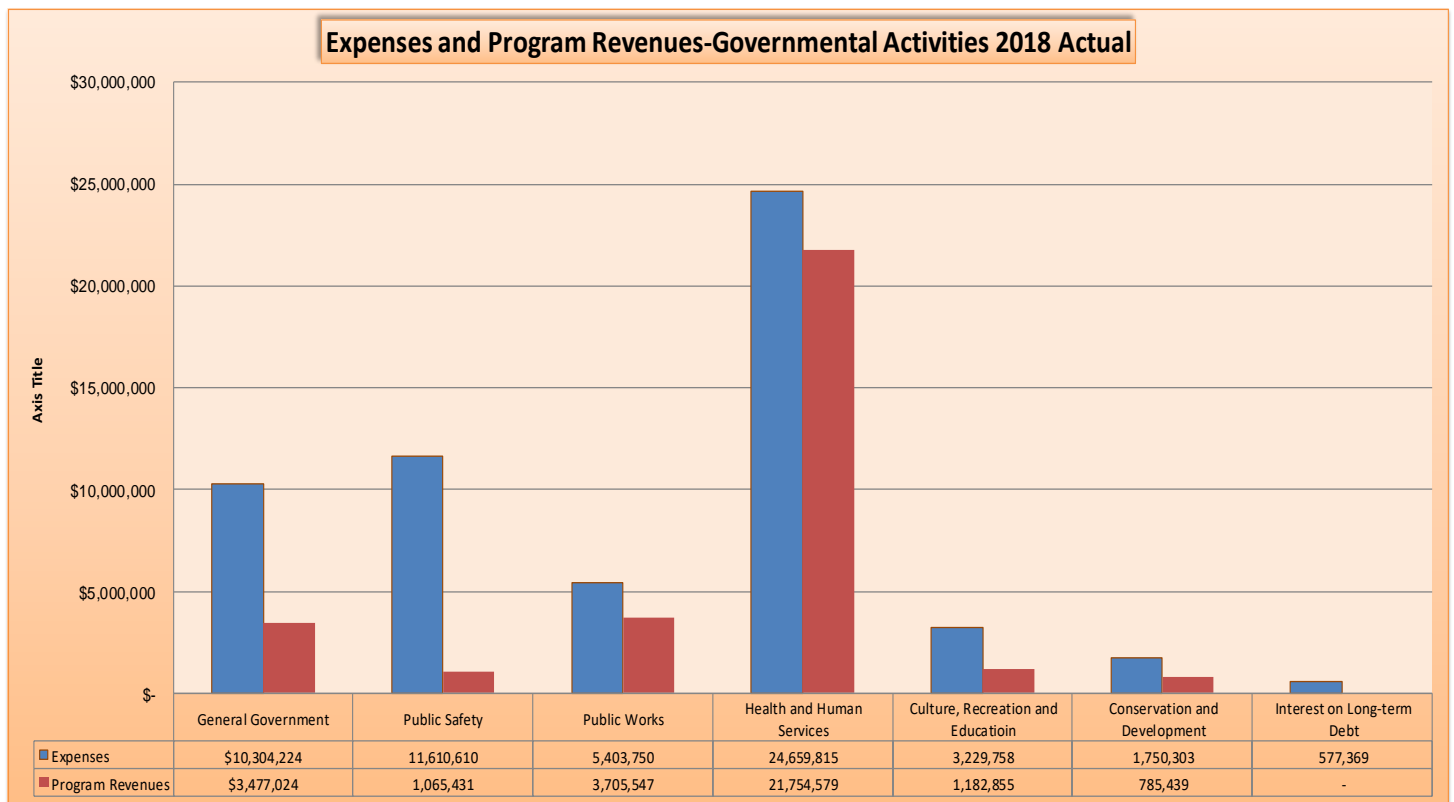
WOOD COUNTY'S Changes in Net Position						
	Governmental Activities		Business-type Activities		Total	
	2018	2017 Restated	2018	2017 Restated	2018	2017 Restated
Revenues:						
Program revenues						
Charges for services	\$ 9,943,508	\$ 15,514,468	\$ 18,327,230	\$ 10,951,177	\$ 28,270,738	\$ 26,465,645
Operating grants and contributions	22,027,367	17,483,209	253,465	87,442	22,280,832	17,570,651
Capital grants and contributions	-	-	511,746	-	511,746	-
General revenues:						
Property taxes	23,709,503	23,948,132	2,545,084	945,984	26,254,587	24,894,116
Sales and other taxes	6,020,145	5,808,494	-	-	6,020,145	5,808,494
Grants and contributions not restricted to specific programs	91,720	3,373,141	-	-	91,720	3,373,141
Other	934,483	158,340	69	-	934,552	158,340
Total revenues	<u>62,726,726</u>	<u>66,285,784</u>	<u>21,637,594</u>	<u>11,984,603</u>	<u>84,364,320</u>	<u>78,270,387</u>
Expenses:						
General government	10,304,224	8,500,177	-	-	10,304,224	8,500,177
Public safety	11,610,610	11,213,547	-	-	11,610,610	11,213,547
Health and social services	24,659,815	34,262,598	15,205,301	6,580,812	39,865,116	40,843,410
Highway	5,403,750	4,569,221	6,085,128	5,067,517	11,488,878	9,636,738
Culture, recreation and education	3,229,758	3,326,197	-	-	3,229,758	3,326,197
Conservation and development	1,750,303	1,684,468	-	-	1,750,303	1,684,468
Interest on long-term debt	477,559	454,339	-	-	477,559	454,339
Total expenses	<u>57,436,019</u>	<u>64,010,547</u>	<u>21,290,429</u>	<u>11,648,329</u>	<u>78,726,448</u>	<u>75,658,876</u>
Increase (decrease) in net position before transfers	5,290,707	2,275,237	347,165	336,274	5,637,872	2,611,511
Transfers	(247,584)	(451,621)	247,584	451,621	-	-
Increase (decrease) in net position	5,043,123	1,823,616	594,749	787,895	5,637,872	2,611,511
Net position Beginning of year	98,438,907	96,615,291	9,774,595	8,986,700	108,213,502	105,601,991
Net position End of year	<u>\$ 103,482,030</u>	<u>\$ 98,438,907</u>	<u>\$ 10,369,344</u>	<u>\$ 9,774,595</u>	<u>\$ 113,851,374</u>	<u>\$ 108,213,502</u>

The County's governmental activities program revenues decreased by (\$1,026,802) overall or (3.11%). The majority of this decrease was in public charges for services. The largest contributing factor was Public Charges for Medicaid in the Human Services area for DHFS, Medicaid, and Mental Health.

The County's governmental activities general revenues decreased by (\$2,432,446) overall or (7.31%). The majority of this decrease was within the Grants and contributions not restricted to specific programs. The County reduced their G.O. Debt by \$1.165 million from 2017 to 2018. The County is being aggressive in selling Tax Deeded property, which contributed an additional \$650 thousand in 2018.

Governmental activities expenses decreased (\$6,474,718) overall or (10.12%). The majority of this decrease was in Capital Projects of (\$4,135,794).

The following graphs show the allocation of Wood County's governmental activities revenues and expenses.



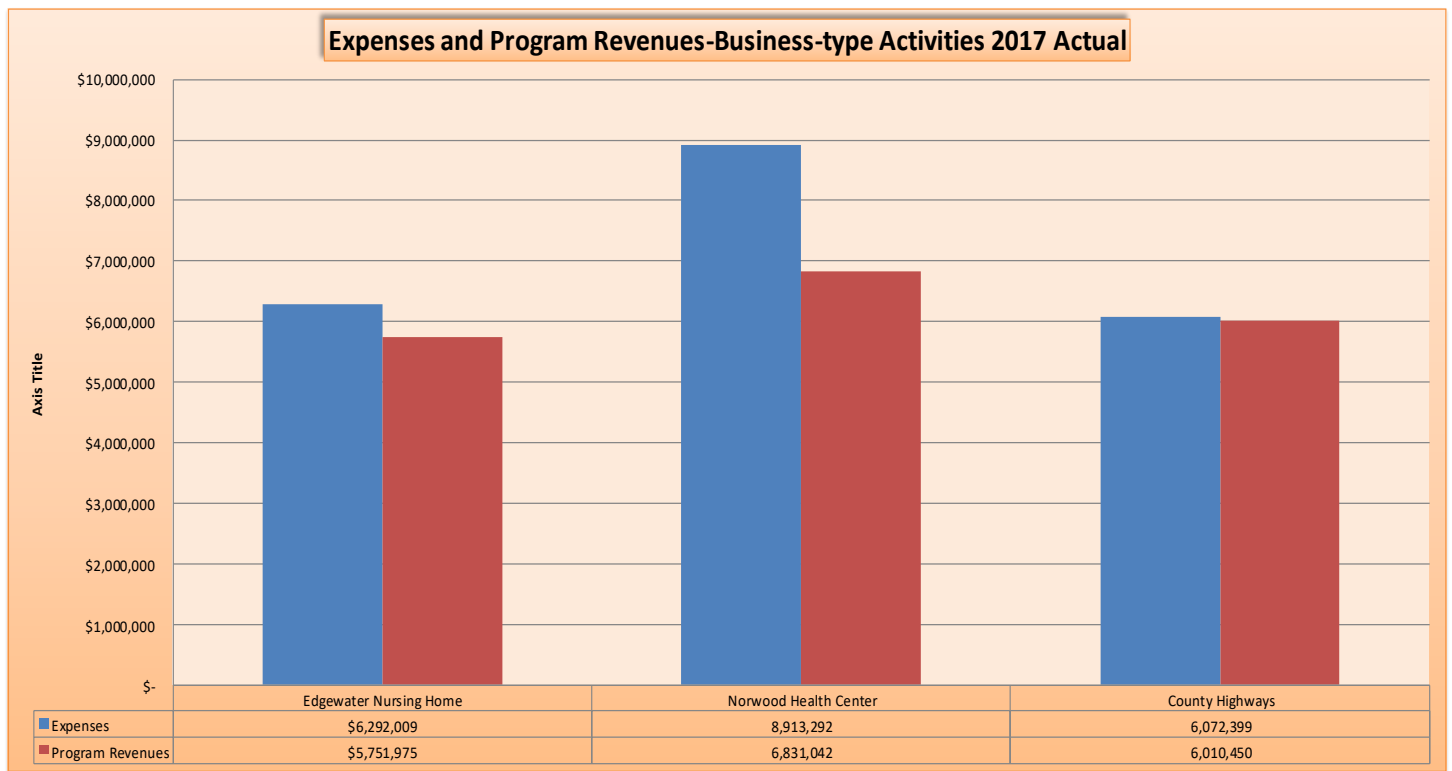
Business-type activities

The business-type activities increased the County's net position by \$594,749 overall or 6.08%.

The County's business-type activities program revenues increased by \$7,554,848 overall or 68.44%. The increase was part in moving Norwood Health Center back to an Enterprise Fund which contributed an additional \$6.5 million.

The County's business-type activities expenses increased \$9,642,100 overall or 82.78%. Once again the conversion of Norwood Health Center contributed \$8,913,292 to this increase.

The following graphs show the allocation of Wood County's business-type activities revenues and expenses.



Financial Analysis of the County's Funds

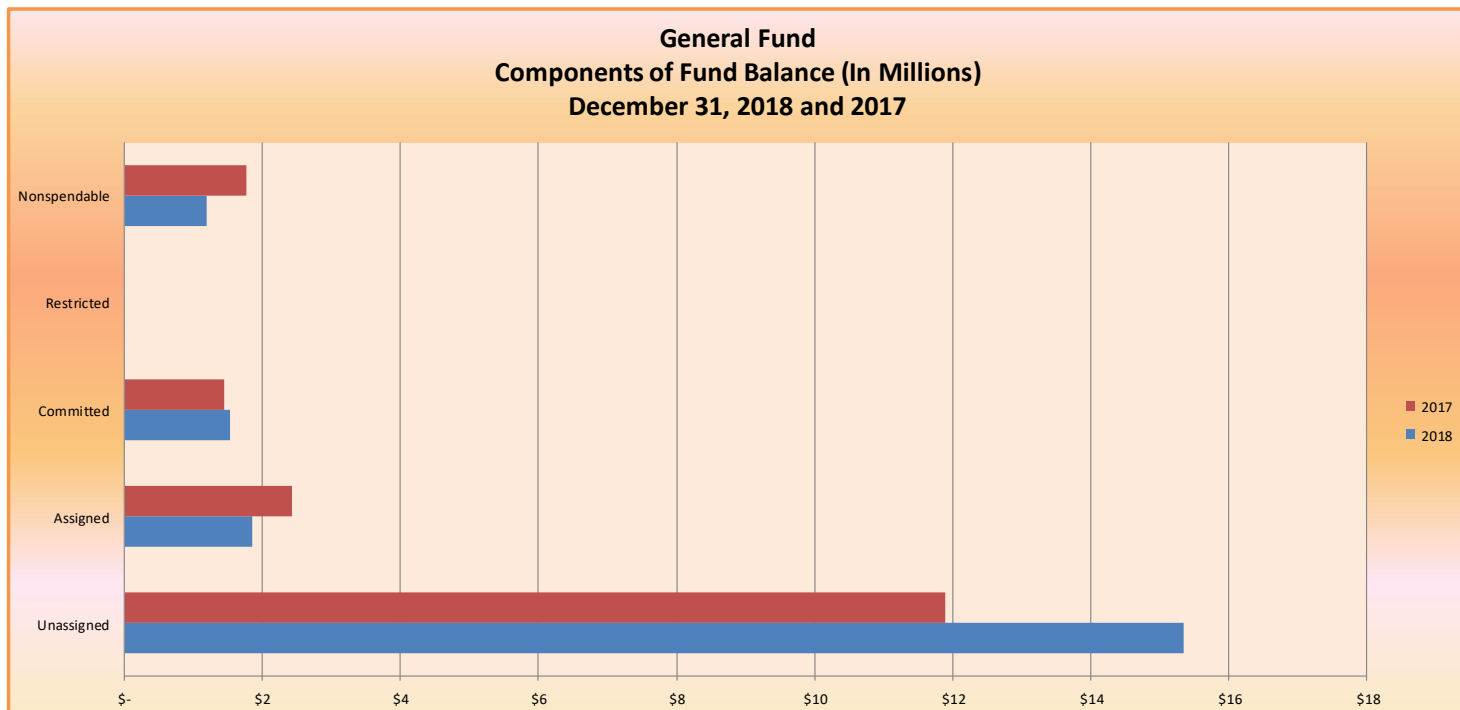
As noted earlier, the County uses fund accounting to ensure and demonstrate compliance with finance-related legal requirements.

Governmental funds – The focus of the County's governmental funds is to provide information on near-term inflows, outflows, and balances of spendable resources. Such information is useful in assessing the County's financing requirements. In accordance with GASB Statement 54, changes in the equity section are designed to indicate the extent in which the government is bound to honor constraints on the specific purpose for which the amounts in the fund can be spent. In particular, unassigned fund balance may serve as a useful measure of a government's net resources available for spending at the end of the fiscal year.

As of December 31, 2018, the County's governmental funds reported combined ending fund balances of \$24,839,687, an increase of \$308,752 in comparison with the prior year fund balances of \$24,530,935. Approximately 62 percent of this amount \$15,377,798 constitutes *unassigned fund balance*, which is available for spending at the County's discretion. The remainder of fund balance is *nonspendable, restricted, committed or assigned* to indicate that it is not available for new spending because it has already been earmarked.

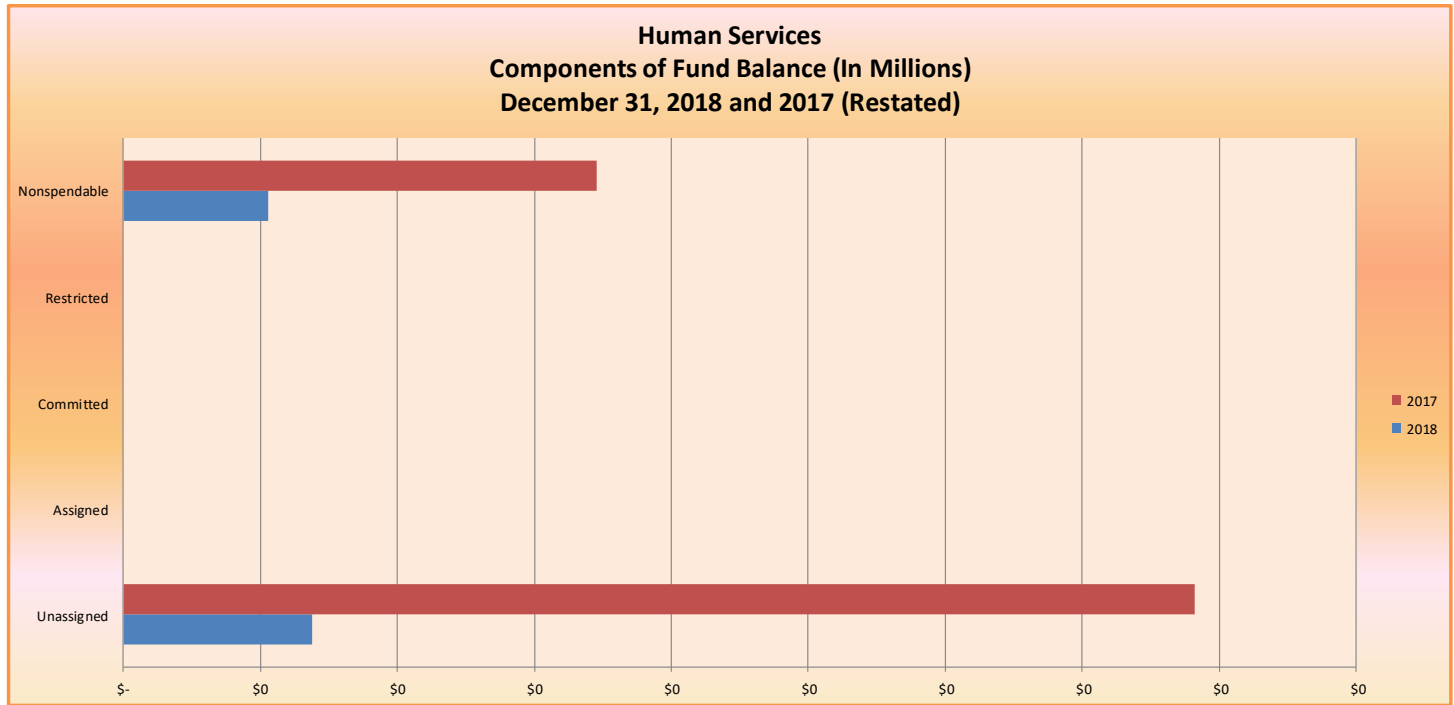
- The nonspendable fund balance are amounts that are not spendable in form or are required to be maintained intact. As of the end of the current year, the County's governmental nonspendable fund balance of \$1,214,129 constitutes:
 - \$380,555 for inventory and prepaids
 - \$833,574 for delinquent property taxes

- The restricted fund balance are amounts that are constrained for specific purpose by external parties, constitutional provision or enabling legislation. As of the end of the current year, the County’s governmental restricted fund balance of \$3,712,829 constitutes:
 - \$3,661,368 for capital projects
 - \$51,461 for debt service
- The committed fund balance are amounts constrained to a specific purpose by the county board of supervisors. To be reported as committed, amounts cannot be used for any other purpose, unless the board of supervisors approves a change by resolution. As of the end of the current year, the County’s governmental committed fund balance constitutes nonlapsing fund balances of \$1,528,812
- The assigned fund balance is amounts that are constrained for specific purpose and are not available for spending. The assigned fund balance of \$3,006,119 constitutes:
 - \$1,154,693 for Special Revenue Funds
 - \$1,851,426 for committed County Highway

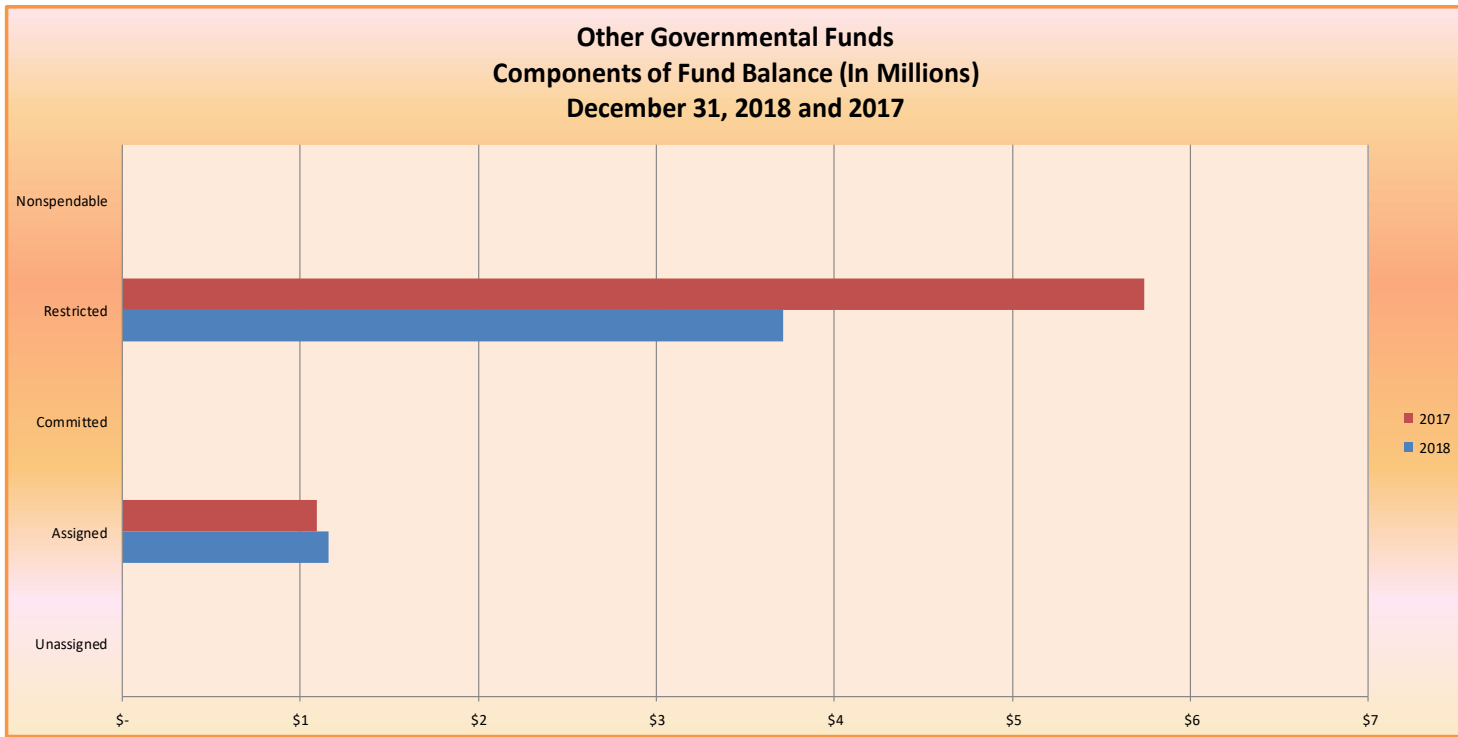


The General Fund is the chief operating fund of the County. At the end of 2018, unassigned spendable fund balance of the general fund was \$15,350,164, while total fund balance amounted to \$19,923,403. As a measure of the General Fund’s liquidity, it may be useful to compare both unassigned spendable fund balance and total fund balance to total expenditures. Unassigned spendable fund balance represents 38.13 percent (31.84 percent for 2017) of total General Fund expenditures, while total fund balance represents 61.62 percent (56.43 percent for 2017) of that same amount.

The fund balance of the County's General Fund increased \$2,382,372 from \$17,541,031 to \$19,923,403 during 2018. In 2018 the General Fund was over budget for revenues and under budget for expenses. Revenues increased in Local Roads Improvement Plan, Sales Tax, Interest and Penalties on Taxes (sold more tax deeded property), Miscellaneous Revenue and Transfers In from Special Revenues. The expenditures increased in General Government and Public Safety while there was a decreased in Bituminous Operations. Public Health and Conservation and Development and transfers to Enterprise Funds.



There was a restatement of Fund Balance for the Special Revenue Fund Human Services. Norwood Health Center switched back to an Enterprise Fund. The result changed beginning Fund balance from (\$1,199,308) to a positive \$156,332. The Fund Balance in Human Services Special Revenue Fund decreased (\$107,570) from \$156,332 to \$48,762 in 2018. In 2018 the Human Services Special Revenue Fund was over budget for revenues and under budget for expenses. There was an increase in state aid for DHFS for 2018. The biggest increase in expenses was for Family Services and Mental health/AODA.



Non-major Special Revenue assigned fund balances increased \$61,748 from \$1,092,945 to \$1,154,693 in 2018.

The capital projects funds have a combined fund balance of \$3,661,368 at the end of 2018 (a decrease of \$ 28,632). This includes construction of County capital projects for the Highway, capital equipment and renovations for the courthouse.

The debt service fund decreased \$1,999,166 which a portion represents the payment of the State Trust Fund Loan of \$1,750,000. The funds will be used to reduce the 2019 debt service tax levy.

Proprietary Funds – The County’s proprietary funds provide the same type of information found in the government-wide financial statements, but in more detail.

Unrestricted net position (deficits) for each of the enterprise funds at the end of the year were as follows:

Edgewater Haven Nursing Home	\$492,632
Norwood Health Center	(\$785,868)
Highway	(\$923,880)

The explanation of the changes in the unrestricted net position was discussed earlier in this report.

General Fund Budgetary Highlights

The adjustments to the general fund 2018 budget were as follows:

	Uses	Sources			
	Expenditures & Other Uses	Revenues & Other Sources	Tax Levy	Transfers from (to) Reserves	Total
Adopted Budget	\$ 33,657,514	\$ 19,847,030	\$ 12,054,555	\$ 1,755,929	\$ 33,657,514
Transfers out to other funds					
Special Revenue	-	-	-	-	-
Contingency	(215,202)	-	-	(215,202)	(215,202)
Appropriate Additional Revenues	-	884,779	-	-	884,779
Appropriate Additional Expenditures	884,779	-	-	-	-
Reappropriate Non-lapsing Balances	-	-	-	-	-
Revised Budget	\$ 34,327,091	\$ 20,731,809	\$ 12,054,555	\$ 1,540,727	\$ 34,327,091

The increases in the budget for additional revenues of \$884,779 for Revenues & Other Sources were for the Highway \$794,235 and Public Health – Sanitation \$41,700; WIC \$33,739; and Grants \$15,105.

The increases in budget for additional expenditures of \$884,779 for Public Health \$90,544 and Highway \$794,235. Addition expenditures transferred from Contingency to other Funds are Norwood \$165,335; Edgewater \$41,867; Emergency Management \$8,000.

Capital Asset and Debt Administration

Capital assets – Wood County’s capital assets for its governmental and business type activities as of December 31, 2018, amounts to \$109,401,241 (net of accumulated depreciation). Capital assets include land, buildings, improvements, machinery and equipment, park facilities, highways, bridges and culverts. The net capital assets increased \$3,073,980 (\$2,267,231 increase in governmental and a \$806,749 increase in business-type).

Major capital asset events during the current fiscal year included the following:

- Net decrease in Land and Land Improvements \$170 thousand
- Net decrease in Capital Assets for Machinery and Equipment of \$674 thousand
- Net decrease in Buildings and improvements \$155 thousand
- Net decrease in Construction Work in Progress \$840 thousand
- Net increase in Highway infrastructure projects of \$2.5 million
- Net increase in Business-type Activities of Land and Land Improvements \$123 thousand
- Net increase in Business-type Activities of Buildings and Improvements \$1.4 million
- Net increase in Business-type Activities of Machinery and Equipment \$787 thousand

WOOD COUNTY'S Capital Assets (net of depreciation)			
	Governmental Activities	Business-type Activities	Total
Land and Land Improvements	\$ 5,710,409	\$ 409,692	\$ 6,120,101
Buildings	18,334,139	5,342,223	23,676,362
Machinery and Equipment	6,095,062	5,712,616	11,807,678
Construction Work in Progress	371,583	-	371,583
Infrastructure	67,400,541	24,976	67,425,517
Total	\$ 97,911,734	\$ 11,489,507	\$ 109,401,241

Additional information on Wood County's capital assets can be found in note IV A(3) on pages 64-65 of this report.

Long-term debt – The County's general obligation debt decreased \$1,165,000 from \$26,655,000 to \$25,490,000 during 2018. The summary of outstanding debt is as follows:

WOOD COUNTY'S Outstanding General Obligation Debt		
	Governmental and Business-type Activities	
	2018	2017
General Obligation Tax-exempt Bonds		
2012 Tax-exempt Bonds	\$ 1,260,000	\$ 1,670,000
2104 Promissory Notes	2,905,000	3,330,000
2015 Promissory Notes	4,825,000	5,575,000
2016 Promissory Notes	8,140,000	8,915,000
2017 Promissory Notes	4,920,000	5,415,000
2017 State Trust Fund	-	1,750,000
2018 Promissory Notes	3,440,000	
Total	\$ 25,490,000	\$ 26,655,000

There was a new debt issued in 2018:

- \$3,440,000 with two purposes:
 - \$2,300,000 for 2018 highway construction projects
 - \$1,140,000 Courthouse Capital Projects

Wood County received an Aa1 rating from Moody's for the County's most recent debt issue in 2018.

State statutes limit the amount of general obligation debt a governmental entity may issue to 5 percent of its total equalized valuation. Wood County is at 9.72 percent of its legal debt limit of \$252 million.

Additional information on Wood County's long-term debt can be found in note IV B(5) on pages 78-79 of this report.

Economic Factors and Next Year's Budgets and Rates

- The County has conducted RFP's and is looking to hire a firm to do a new wage study in 2019. Until that time the County will continue to follow the existing wage plan in 2019 with step increases for most positions.
- The average unemployment rate for Wood County was 5.32 percent in 2018, which is up from the 3.76 percent average rate in 2017.
- The County's operating tax mil rate increased .30 from \$4.55 to \$4.85 while the debt service tax rate increased from \$0.54 to 0.65 to fund the debt service on the new Highway borrowing and the Capital Projects for equipment and building renovations.
- The increase in equalized valuation due to net new construction for Wood County was 1.623 percent.
- Health Insurance was increased by 7.50 percent in 2019 to help maintain and/or increase balances in the reserve for 2019.

All of these factors were considered in preparing the Wood County budget for 2019.

Requests for Information

This financial report is designed to provide a general overview of Wood County's finances for all those with an interest in the County's finances. Questions concerning any of the information provided in this report, or requests for additional financial information should be addressed to the Wood County Finance Department.

BASIC FINANCIAL STATEMENTS

BASIC FINANCIAL STATEMENTS

THIS PAGE LEFT BLANK INTENTIONALLY

WOOD COUNTY, WISCONSIN

Statement of Net Position

December 31, 2018

	Governmental Activities	Business-type Activities	Total
Assets			
Cash and investments	\$ 30,305,174	\$ 286,478	\$ 30,591,652
Receivables:			
Delinquent property taxes	2,330,454	-	2,330,454
Current property tax	26,726,388	-	26,726,388
Miscellaneous	1,590,969	209,092	1,800,061
Due from other governments	2,025,776	2,973,806	4,999,582
Internal balances	4,110,473	(4,110,473)	-
Inventory of supplies, at cost	3,536	1,664,218	1,667,754
Prepaid items	377,020	53,978	430,998
Restricted Assets:			
Cash	1,159,261	21,546	1,180,807
Net Pension Asset	4,250,194	1,485,376	5,735,570
Capital assets (net of accumulated depreciation)			
Land and land improvements	5,710,409	409,692	6,120,101
Buildings	18,334,139	5,342,223	23,676,362
Machinery & equipment	6,095,062	5,712,616	11,807,678
Construction work in progress	371,583	-	371,583
Infrastructure	67,400,541	24,976	67,425,517
Total Assets	170,790,979	14,073,528	184,864,507
Deferred Outflows of Resources			
Related to OPEB	73,154	33,288	106,442
Related to Pensions	7,820,251	2,712,928	10,533,179
	7,893,405	2,746,216	10,639,621
Total Assets and Deferred Outflows of Resources	\$ 178,684,384	\$ 16,819,744	\$ 195,504,128
Liabilities			
Current Liabilities:			
Accounts payable	\$ 2,425,754	\$ -	\$ 2,425,754
Payroll withholdings	315,130	-	315,130
Accrued compensation	1,025,583	484,179	1,509,762
Accrued interest	139,002	-	139,002
Due to other governments	1,981,422	152,876	2,134,298
Unearned revenue	23,927	145,779	169,706
Special deposits	1,159,261	21,546	1,180,807
Noncurrent Liabilities:			
Due within one year	5,736,999	537,095	6,274,094
Due in more than one year	27,301,462	2,184,639	29,486,101
Total Liabilities	40,108,540	3,526,114	43,634,654
Deferred Inflows of Resources:			
Related to pensions	8,367,426	2,924,286	11,291,712
Property taxes for subsequent year	26,726,388	-	26,726,388
Total Deferred Inflows of Resources	35,093,814	2,924,286	38,018,100
Total Liabilities and Deferred Inflows of Resources	75,202,354	6,450,400	81,652,754
Net Position			
Net investment in capital assets	75,092,002	11,489,506	86,581,508
Restricted for:			
Debt service	51,461	-	51,461
Unrestricted	28,338,567	(1,120,162)	27,218,405
Total Net Position	103,482,030	10,369,344	113,851,374
Total Liabilities, Deferred Inflows of Resources and Net Position	\$ 178,684,384	\$ 16,819,744	\$ 195,504,128

The notes to the financial statements are an integral part of this statement

WOOD COUNTY, WISCONSIN
Statement of Activities

For the year ended December 31, 2018

Functions/Programs:	Program Revenues		
	Expenses	Charges for Services	Operating Grants and Contributions
Governmental activities:			
General government	\$ 10,304,224	\$ 2,772,396	\$ 704,628
Public safety	11,610,610	603,031	462,400
Public works	5,403,750	678,705	3,026,842
Health and social services	24,659,815	4,610,944	17,143,635
Culture, recreation and education	3,229,758	970,535	212,320
Conservation and development	1,750,303	307,897	477,542
Interest and fiscal charges	477,559	-	-
Total governmental activities	<u>57,436,019</u>	<u>9,943,508</u>	<u>22,027,367</u>
Business-type activities:			
Edgewater Haven Nursing Home	6,292,009	5,742,091	9,884
Norwood	8,913,292	6,574,689	243,581
Highway	6,085,128	6,010,450	-
Total business-type activities	<u>21,290,429</u>	<u>18,327,230</u>	<u>253,465</u>
Totals	<u>\$ 78,726,448</u>	<u>\$ 28,270,738</u>	<u>\$ 22,280,832</u>

General Revenues:

- Property taxes
- County sales tax
- Grants and contributions not restricted to specific programs
- Payment in lieu of taxes
- Unrestricted investment earnings (loss)
- Gain on sale of capital assets

Transfers

- Total general revenues and transfers

Change in net position

Net Position -January 1

Restatement of net position

Net Position-January 1 as restated

Net Position-December 31

The notes to the financial statements are an integral part of this statement.

Net (Expense) Revenue and Changes in Net Position			
Capital Grants and Contributions	Governmental Activities	Business-type Activities	Total
\$ -	\$ (6,827,200)	\$ -	\$ (6,827,200)
-	(10,545,179)	-	(10,545,179)
-	(1,698,203)	-	(1,698,203)
-	(2,905,236)	-	(2,905,236)
-	(2,046,903)	-	(2,046,903)
-	(964,864)	-	(964,864)
-	(477,559)	-	(477,559)
-	(25,465,144)	-	(25,465,144)
330,376	-	(209,658)	(209,658)
181,370	-	(1,913,652)	(1,913,652)
-	-	(74,678)	(74,678)
511,746	-	(2,197,988)	(2,197,988)
<u>\$ 511,746</u>	<u>(25,465,144)</u>	<u>(2,197,988)</u>	<u>(27,663,132)</u>
	23,709,503	2,545,084	26,254,587
	6,020,145	-	6,020,145
	91,720	-	91,720
	18,181	-	18,181
	327,700	68	327,768
	588,602	-	588,602
	(247,584)	247,584	-
	<u>30,508,267</u>	<u>2,792,736</u>	<u>33,301,003</u>
	5,043,123	594,748	5,637,871
	96,157,590	8,233,572	104,391,162
	2,281,317	1,541,024	3,822,341
	<u>98,438,907</u>	<u>9,774,596</u>	<u>108,213,503</u>
	<u>\$ 103,482,030</u>	<u>\$ 10,369,344</u>	<u>\$ 113,851,374</u>

WOOD COUNTY, WISCONSIN

Balance Sheet
Governmental Funds

December 31, 2018

	General Fund	Human Services Fund	Other Governmental Funds	Total
ASSETS				
Cash and temporary cash investments	\$ 24,312,130	\$ 554,588	\$ 245,957	\$ 25,112,675
Receivables:				
Delinquent property taxes	2,330,454	-	-	2,330,454
Current property tax	26,726,388	-	-	26,726,388
Miscellaneous	587,390	716,917	286,662	1,590,969
Due from other governments	498,897	1,498,731	28,148	2,025,776
Due from other funds	-	748,336	4,744,513	5,492,849
Inventory of supplies, at cost	3,536	-	-	3,536
Prepaid items	355,892	21,128	-	377,020
Total Assets	<u>\$ 54,814,687</u>	<u>\$ 3,539,700</u>	<u>\$ 5,305,280</u>	<u>\$ 63,659,667</u>
LIABILITIES AND FUND BALANCES				
Liabilities:				
Accounts payable				
Accounts payable	\$ 1,656,286	\$ 15,493	\$ 32,914	\$ 1,704,693
Payroll withholdings	315,130	-	-	315,130
Accrued compensation	578,346	374,637	38,128	991,111
Special deposits	980,250	10,053	168,958	1,159,261
Due to other governments	392,123	1,581,941	820	1,974,884
Due to other funds	3,938,531	-	189,179	4,127,710
Unearned Revenue	-	16,167	7,760	23,927
Total Liabilities	<u>7,860,666</u>	<u>1,998,291</u>	<u>437,759</u>	<u>10,296,716</u>
DEFERRED INFLOWS OF RESOURCES				
Deferred revenue				
Unavailable revenues-charges for services	-	1,492,647	-	1,492,647
Unavailable revenues-property taxes	304,230	-	-	304,230
Property taxes for subsequent year	26,726,388	-	-	26,726,388
Total Deferred Inflows of Resources	<u>27,030,618</u>	<u>1,492,647</u>	<u>-</u>	<u>28,523,265</u>
FUND BALANCE (DEFICITS)				
Nonspendable	1,193,001	21,128	-	1,214,129
Restricted	-	-	3,712,829	3,712,829
Committed	1,528,812	-	-	1,528,812
Assigned	1,851,426	-	1,154,692	3,006,118
Unassigned	15,350,164	27,634	-	15,377,798
Total Fund Balances (deficit)	<u>19,923,403</u>	<u>48,762</u>	<u>4,867,521</u>	<u>24,839,686</u>
Total Liabilities, Deferred Inflows of Resources and Fund Balances (deficit)	<u>\$ 54,814,687</u>	<u>\$ 3,539,700</u>	<u>\$ 5,305,280</u>	<u>\$ 63,659,667</u>

Amounts reported for governmental activities in the statement of net position are different because:

Fund balance from above	\$ 24,839,686
Capital assets used in governmental activities are not financial resources and, therefore, are not reported in funds	84,218,793
Internal service funds are used by management to charge the costs of building maintenance, employee health benefits and workers compensations and other post-employment benefits to individual funds. The assets and liabilities are included in governmental activities in the statement of net position.	\$ 22,166,874
Less Internal Service Fund deficit allocated to Highway enterprise fund.	<u>(96,953)</u>
Unavailable revenue on delinquent property taxes and Human Services public charges recognized as revenue on the entity-wide	1,796,877
Long-term liabilities, including notes payable, capital leases, compensated absences as well as accrued interest and unamortized discounts are not due and payable in the current period and therefore are not reported in the funds.	<u>(29,443,247)</u>
Net Position of Governmental Activities	<u>\$ 103,482,030</u>

The notes to the financial statements are an integral part of this statement.

WOOD COUNTY, WISCONSIN

Statement of Revenues, Expenditures, and Changes in Fund Balances
Governmental Funds

For the Year Ended December 31, 2018

	General Fund	Human Services Fund	Other Governmental Funds	Total Governmental Funds
REVENUES				
Taxes	\$ 19,041,442	\$ 7,503,199	\$ 3,543,068	\$ 30,087,709
Intergovernmental Revenues	7,292,773	12,286,360	1,398,112	20,977,245
Licenses and Permits	460,487	-	103,425	563,912
Fines, Forfeits and Penalties	251,298	-	16,567	267,865
Public Charges for Services	2,351,826	3,202,585	193,350	5,747,761
Intergovernmental Charges for Services	4,071,590	67,000	-	4,138,590
Investment Income	328,050	-	(2,420)	325,630
Miscellaneous	1,062,255	55,832	679,497	1,797,584
Total Revenues	34,859,721	23,114,976	5,931,599	63,906,296
EXPENDITURES				
Current:				
General Government	7,671,092	-	977,094	8,648,186
Public Safety	11,510,429	-	58,369	11,568,798
Public Works	6,342,359	-	27,500	6,369,859
Health and Human Services	2,959,187	21,591,869	232,490	24,783,546
Culture, Recreation and Education	3,053,925	-	112,012	3,165,937
Conservation and Development	796,169	-	822,768	1,618,937
Capital Outlay:				
General Government	-	-	211,822	211,822
Public Safety	-	-	38,041	38,041
Public Works	-	-	4,281,667	4,281,667
Health and Human Services	-	-	536,742	536,742
Culture, Recreation and Education	-	-	112,289	112,289
Debt Service:				
Principal Retirement	-	-	4,605,000	4,605,000
Interest and Fiscal Charges	-	-	599,111	599,111
Total Expenditures	32,333,161	21,591,869	12,614,905	66,539,935
Excess (Deficiency) of Revenues Over (Under) Expenditures	2,526,560	1,523,107	(6,683,306)	(2,633,639)
OTHER FINANCING SOURCES (USES)				
Issuance of Debt	29,827	50,708	3,440,000	3,520,535
Premium on bonds/notes	-	-	39,236	39,236
Transfers in	1,729,922	-	1,286,555	3,016,477
Transfers out	(1,903,937)	(1,681,385)	(48,536)	(3,633,858)
Total Other Financing Sources (Uses)	(144,188)	(1,630,677)	4,717,255	2,942,390
Net Change in Fund Balance	2,382,372	(107,570)	(1,966,051)	308,751
Fund Balance (Deficit) - January 1	17,541,031	(1,199,308)	6,833,572	23,175,295
Restatement for Changes in Accounting Principle	-	1,355,640	-	1,355,640
Fund Balance (Deficit) - January 1	17,541,031	156,332	6,833,572	24,530,935
Fund Balance (Deficit) - December 31	\$ 19,923,403	\$ 48,762	\$ 4,867,521	\$ 24,839,686

The notes to the financial statements are an integral part of this statement.

WOOD COUNTY, WISCONSIN

Reconciliation of the Statement of Revenues,
Expenditures, and Changes in Fund Balances of Governmental Funds
to the Statement of Activities

For the Year Ended December 31, 2018

Net change in fund balances - total governmental funds	\$	308,752
<p>Amounts reported for governmental activities in the statement of activities are different because:</p>		
<p>Governmental funds report capital outlays as expenditures. However, in the statement of activities the cost of those assets is allocated over their estimated useful lives and reported as depreciation expense. This is the amount by which capital outlay exceeded depreciation in the current period.</p>		
Capital outlay	\$ 5,564,083	
Depreciation	<u>(3,067,867)</u>	2,496,216
<p>Note and capital lease proceeds provide current financial resources to governmental funds, but issuing debt increases long-term liabilities in the statement of net position. Repayment of note and lease principal is an expenditure in the governmental funds, but the repayment reduces long-term liabilities in the statement of net position. This is the amount by which proceeds exceeded repayments.</p>		
		1,045,229
Increase in the Total OPEB liability and related amounts	(247,579)	
Less amount allocated to Business-type activities	<u>77,367</u>	(170,212)
Increase in the Net Pension Liability and related amounts	(691,822)	
Less amount allocated to Business-type activities	<u>247,263</u>	(444,559)
<p>Unavailable revenue in the governmental funds is reported as revenue on the entity-wide financial statements</p>		
		636,274
<p>Some expenses reported in the statement of activities do not require the use of current financial resources and therefore are not reported as expenditures in governmental funds</p>		
		240,443
<p>The net effect of various miscellaneous transactions involving capital assets (i.e. sales, trade-ins, and donations) to decrease net position.</p>		
		(65,069)
<p>Internal service funds are used by management to charge the costs of certain activities, such as building maintenance, employee health benefits and workers compensation claims, to individual funds. The net share of governmental revenue (expense) of the internal service funds is reported with governmental activities.</p>		
	1,080,789	
<p>Less amount allocated to Highway Enterprise Fund. Net loss of internal service funds related to Edgewater Haven Nursing Home is offset by transfer to General Fund</p>		
	<u>(84,739)</u>	996,050
Change in net position of governmental activities		<u>\$ 5,043,124</u>

The notes to the financial statements are an integral part of this statement.

WOOD COUNTY, WISCONSIN

Statement of Revenues, Expenditures, and Changes in Fund Balance - Budget and Actual

(Non-GAAP Budgetary Basis)

General Fund

For the Year Ended December 31, 2018

	Budgeted Amounts		Actual Amounts	Variance with Final Budget Positive(Negative)
	Original	Final		
REVENUES				
Taxes:				
General Property Taxes	\$ 12,054,555	\$ 12,054,555	\$ 12,182,125	\$ 127,570
Forest Cropland/Managed Forest Land	20,000	20,000	52,447	32,447
General Sales and Retailers' Discount	180	180	193	13
Real Estate Transfer Fees	85,000	85,000	159,503	74,503
Interest and Penalties on Taxes	405,000	405,000	608,848	203,848
Payments in Lieu of Taxes	18,500	18,500	18,181	(319)
Total Taxes	12,583,235	12,583,235	13,021,297	438,062
Intergovernmental Revenues:				
Federal Grants-General Government	1,200	1,200	-	(1,200)
Federal Grants-Emergency Government	800	800	-	(800)
State Shared Taxes-Shared Revenue	3,059,556	3,059,556	3,062,255	2,699
Other State Shared Revenues	291,141	291,141	215,356	(75,785)
State Aid-Victim Witness	81,150	81,150	74,664	(6,486)
State Grants-Courts	378,464	378,464	387,540	9,076
State Aid-Court Support Services	57,000	57,000	58,441	1,441
State Aid - Law Enforcement	136,500	136,500	147,542	11,042
State Grants-Other Law Enforcement	18,000	18,000	18,736	736
State Aid-Emergency Government	93,250	93,250	106,863	13,613
State Aids-Transportation	1,823,120	2,096,592	2,096,592	-
State Aid-LRIP	-	-	457,816	457,816
State Grants-Health Immunization	65,078	75,078	84,126	9,048
State Grants-Health WIC Program	354,641	388,380	369,682	(18,698)
State Aid-Health Cons Grant	64,895	80,000	66,766	(13,234)
State Aid-Other	11,500	11,500	7,421	(4,079)
State Grants-UW Extension	11,500	11,500	-	(11,500)
State Aid-Forestry	45,718	45,718	44,980	(738)
State Grants-Land Conservation	59,785	59,785	72,904	13,119
County Share Managed Forest Lands	20,000	20,000	21,089	1,089
Total Intergovernmental	6,573,298	6,905,614	7,292,773	387,159
Licenses and Permits:				
Business and Occupational Licenses	342,924	342,924	400,354	57,430
Utility Permits	1,050	1,050	1,450	400
Driveway Permits	860	860	940	80
DNR and ML Fees	22,500	22,500	49,310	26,810
Dog License Fund	1,000	1,000	1,000	-
Moving Permits	1,025	1,025	1,475	450
County Planner Plat Review Fees	2,500	2,500	2,210	(290)
Shoreland Zoning Fees and Permits	4,250	4,250	3,748	(502)
Total Licenses and Permits	376,109	376,109	460,487	84,378
Fines, Forfeits and Penalties:				
Branch I County Ordinance	1,700	1,700	1,648	(52)
County Share of Occupational Driver	200	200	380	180
County Share of State Fines and Forfeitures	160,000	160,000	153,632	(6,368)

WOOD COUNTY, WISCONSIN

Statement of Revenues, Expenditures, and Changes in Fund Balance - Budget and Actual

(Non-GAAP Budgetary Basis)

General Fund

For the Year Ended December 31, 2018

	Budgeted Amounts		Actual Amounts	Variance with Final Budget Positive(Negative)
	Original	Final		
County Parks Violation Fee	\$ 750	\$ 750	\$ 853	\$ 103
County Forfeitures Revenue	110,000	110,000	94,785	(15,215)
Total Fines, Forfeits and Penalties	272,650	272,650	251,298	(21,352)
Public Charges for Services:				
County Clerk-Passport Fees	20,000	20,000	28,325	8,325
Treasurer Fees-Redemption Notices	3,000	3,000	7,002	4,002
Property Conversion Charges	100	100	1,501	1,401
Register of Deeds Fees	309,000	309,000	341,901	32,901
Register of Deeds Laredo Tapestry	-	-	6,500	6,500
Court Fees	174,500	174,500	168,929	(5,571)
Family Court Comm	12,300	12,300	12,972	672
Court/Juvenile	20,000	20,000	26,622	6,622
District Attorney	15,120	15,120	15,257	137
Court Fees and Costs-Circuit Court Br I	28,600	28,600	32,736	4,136
Court Fees and Costs-Circuit Court Br III	5,817	5,817	17,351	11,534
Court Fees and Costs-Marriage Counseling	8,000	8,000	7,280	(720)
Temporary Licenses	7,000	7,000	8,082	1,082
County Clerk Copy Fees	425	425	150	(275)
Human Resources	400	400	369	(31)
Sheriff-Public Charges	400	400	150	(250)
Sheriff Revenue-Civil Process Fees	60,000	60,000	60,539	539
Sheriff Cost Reimbursement/Witness Fees	52,000	52,000	62,722	10,722
Reserve Deputy Revenue	12,000	12,000	20,249	8,249
Sheriff Escort Service	29,000	29,000	37,125	8,125
Restitution	300	300	825	525
OWI Restitution	1,600	1,600	2,155	555
Cremation Revenue	60,000	60,000	41,995	(18,005)
Death Certificates	15,000	15,000	14,000	(1,000)
Jail Surcharge	38,000	38,000	32,524	(5,476)
Board of Prisoners Meals	252,044	252,044	272,709	20,665
Prisoner Housing Other Counties	21,000	21,000	15,909	(5,091)
Other County Transports	23,000	23,000	17,372	(5,628)
Jail Stay Fee	50,370	50,370	36,344	(14,026)
ID Cards	-	-	20	20
Health	69,500	69,500	89,348	19,848
County Parks Revenue	475,000	475,000	537,551	62,551
UW-Extension Publication Revenue	-	-	52	52
UW-Extension Project Revenue	4,050	4,050	23,379	19,329
County Forest Revenue	385,000	385,000	408,701	23,701
Fees and Sales	2,000	2,000	3,180	1,180
Total Public Charges for Services	2,154,526	2,154,526	2,351,826	197,300
Intergovernmental Charges for Services:				
Interdepartmental Charges	700	700	-	(700)
State Revenue-Highway	175,740	175,740	175,100	(640)
Intergovernmental Transfer Program Rev	-	-	423	423
Local Gov Debt Service Charges	22,000	22,000	-	(22,000)
Local Government Charges-Public Safety	29,000	29,000	31,728	2,728
Revenue from Districts-Roads	403,360	403,360	383,382	(19,978)
Revenue from Districts-Bridges	27,440	27,440	116,357	88,917
Local Government Charges-Sanitation	69,050	69,050	98,306	29,256
Local Government Charges-Other Governments	2,000	2,000	3,080	1,080
Local Government Charges-BNI (Materials)	3,200	3,200	1,710	(1,490)

WOOD COUNTY, WISCONSIN

Statement of Revenues, Expenditures, and Changes in Fund Balance - Budget and Actual

(Non-GAAP Budgetary Basis)

General Fund

For the Year Ended December 31, 2018

	Budgeted Amounts		Actual Amounts	Variance with Final Budget Positive(Negative)
	Original	Final		
Local Government Chgs-BNI (Staff)	\$ 800.00	\$ 800.00	\$ 475.00	\$ (325.00)
Local Government Chgs-Work Relief	5,000	5,000	3,313	(1,687)
Intergovernmental Charges-EM Vehicles	5,000.00	5,000.00	4,761.00	(239.00)
Intergovernmental Charges-EM Equipment	800	800	2,389	1,589
Department Charges-Gen Government	55,500	87,200	110,646	23,446
Department Charges-Clerk of Courts	10,903	10,903	7,859	(3,044)
Department Charges-Insurance	475,000	475,000	474,226	(774)
Department Charges-Gen Govt	12,000	12,000	11,342	(658)
Department Charges-Systems	142,920	142,920	151,241	8,321
Department Charges-Public Safety	21,000	21,000	28,299	7,299
Department Charges-Congregate meals	3,400	3,400	3,518	118
Department Charges-Highway	1,809,950	2,330,713	2,463,435	132,722
Total Intergovernmental Charges for Services	3,274,763	3,827,226	4,071,590	244,364
Investment Income:				
Interest Revenue	20	20	24	4
Unrealized Gain/Loss on Investment	40,000	40,000	16,519	(23,481)
Interest-Investment	80,000	80,000	127,731	47,731
Interest-General Investment	25,000	25,000	183,446	158,446
Interest-Section 125 & Health	3	3	2	(1)
Interest-Clerk of Courts	300	300	328	28
Total Investment Income	145,323	145,323	328,050	182,727
Miscellaneous:				
Miscellaneous Revenue	-	-	653,671	653,671
Rental Income	94,311	94,311	89,259	(5,052)
Sale of Property	23,000	23,000	207,867	184,867
Sale of Surplus Property	500	500	2,651	2,151
Sale of Salvage and Waste	3,500	3,500	5,434	1,934
Insurance Recoveries-Other	12,000	12,000	7,501	(4,499)
Donations-Other	33,750	33,750	36,600	2,850
Donations-Designated Projects	-	-	220	220
Donated Federal Commodities	-	-	957	957
Donations & Contributions	20,000	20,000	29,375	9,375
Miscellaneous Revenue	1,875	1,875	28,720	26,845
Total Miscellaneous	188,936	188,936	1,062,255	873,319
Total Revenues	25,568,840	26,453,619	28,839,576	2,385,957

EXPENDITURES

General Government:

Committees and Commissions	202,513	202,513	178,236	24,277
Circuit Court Branch I	395,614	395,614	366,028	29,586
Circuit Court Branch II	119,902	119,902	112,482	7,420
Circuit Court Branch III	124,761	124,761	122,253	2,508
Drug Court	215,817	215,817	212,331	3,486
Divorce Mediation	17,000	17,000	15,750	1,250
Family Court Commissioner	105,233	105,233	88,036	17,197
Clerk of Courts	1,353,334	1,353,334	1,303,023	50,311
Coroner	139,842	139,842	131,259	8,583
District Attorney	304,049	304,049	285,186	18,863
Victim Witness Program	156,044	156,044	151,711	4,333

WOOD COUNTY, WISCONSIN

Statement of Revenues, Expenditures, and Changes in Fund Balance - Budget and Actual

(Non-GAAP Budgetary Basis)

General Fund

For the Year Ended December 31, 2018

	Budgeted Amounts		Actual Amounts	Variance with Final Budget Positive(Negative)
	Original	Final		
Task Force	\$ 900.00	\$ 900.00	\$ 240.00	\$ 660.00
Corporation Counsel	238,146.00	271,297.00	271,272.00	25.00
Clerk	323,430	323,430	293,455	29,975
Postage Meter	14,300	14,300	40,697	(26,397)
Labor Relations	28,200	28,200	27,487	713
Personnel	437,707	437,707	429,858	7,849
Human Resources Programs	7,097	3,670	199	3,471
Elections	94,621	94,621	85,788	8,833
Data Processing	1,804,291	1,804,291	1,612,329	191,962
Voice Over IP	128,000	128,000	119,894	8,106
Information & Communication	18,500	18,500	13,504	4,996
Finance	365,313	380,313	386,933	(6,620)
Treasury	429,490	429,490	403,823	25,667
Purchasing	51,970	51,970	50,410	1,560
Contingency	529,677	245,324	-	245,324
Register of Deeds	423,055	423,055	399,180	23,875
Redaction	32,387	32,387	26,567	5,820
Property and Liability Insurance	612,071	612,071	543,161	68,910
Total General Government	8,673,264	8,433,635	7,671,092	762,543
Public Safety:				
Sheriff Administration	2,641,365	2,641,365	2,473,799	167,566
Police Radio	232,110	232,110	176,037	56,073
Indian Law Enforcement	33,933	33,933	25,716	8,217
Traffic Police	3,065,437	3,065,437	2,991,749	73,688
Civil Service Commission	1,000	1,000	-	1,000
SARA Title III	52,085	52,085	43,652	8,433
Emergency Management	297,272	297,272	293,977	3,295
Building Numbering	3,000	3,000	4,332	(1,332)
Work Relief	140,926	140,926	135,945	4,981
Dispatch	1,784,049	1,784,049	1,671,452	112,597
Jail	2,505,702	2,505,702	2,340,008	165,694
Electronic Monitoring	123,188	183,188	180,362	2,826
P/T Safekeeper	1,066,197	1,066,197	1,065,009	1,188
Jail Surcharge	187,570	187,570	108,391	79,179
Total Public Safety	12,133,834	12,193,834	11,510,429	683,405
Public Works - Highway:				
Highway Administration	868,876	868,876	858,553	10,323
Bituminous Operations	1,457,512	2,219,413	2,082,934	136,479
Maintenance CTHS	2,673,869	2,706,203	2,802,673	(96,470)
County-Aid Road Construction	444,834	444,834	442,642	2,192
County-Aid Bridge Construction	200,269	200,269	155,557	44,712
Total Public Works	5,645,360	6,439,595	6,342,359	97,236
Health and Human Services:				
Public Health	1,767,378	1,770,805	1,728,057	42,748
County Nurse WIC Program	354,641	388,380	369,690	18,690
Public Health Grants	64,895	80,000	81,136	(1,136)
Humane Officer	35,519	35,519	40,336	(4,817)
Health-Dental Sealants	128,779	128,779	123,278	5,501
Health Sanitation Adams/Juneau	266,514	308,214	281,412	26,802
Mental Health Contracts	360	360	-	360

WOOD COUNTY, WISCONSIN

Statement of Revenues, Expenditures, and Changes in Fund Balance - Budget and Actual

(Non-GAAP Budgetary Basis)

General Fund

For the Year Ended December 31, 2018

	Budgeted Amounts		Actual Amounts	Variance with Final Budget Positive(Negative)
	Original	Final		
Veterans Relief	\$ 5,411.00	\$ 5,411.00	\$ 5,352.00	\$ 59.00
Veterans Service Officer	330,151	330,151	319,631	10,520
Veterans Relief Donations	300.00	300.00	16.00	284.00
Care of Veterans Graves	2,865	2,865	2,858	7
Veterans WDVA Grant	11,500	11,500	7,421	4,079
Total Health and Human Services	2,968,313	3,062,284	2,959,187	103,097
Culture, Recreation and Education:				
County Aid to Libraries	891,144	891,144	891,144	-
County Parks	1,598,197	1,598,197	1,597,224	973
Marshfield Fairgrounds	25,000	25,000	25,000	-
UW-Extension	516,662	516,662	454,793	61,869
UW-Wood County-Marshfield	48,082	48,082	48,082	-
UW-Extension Junior Fair	32,000	32,000	32,000	-
UW-Extension Projects	27,700	27,700	25,682	2,018
UW-Ext Farm Technology Days	43,000	43,000	(20,000)	63,000
Total Culture, Recreation and Education	3,181,785	3,181,785	3,053,925	127,860
Conservation and Development:				
Land Conservation	241,959	241,959	238,579	3,380
Wildlife Damage Abatement	59,785	80,785	67,017	13,768
County Planner	369,261	369,261	368,509	752
Surveyor	44,750	44,750	44,720	30
Payment in Lieu of Tax	77,345	77,345	77,344	1
Total Conservation and Development	793,100	814,100	796,169	17,931
Total Expenditures	33,395,656	34,125,233	32,333,161	1,792,072
Excess (Deficiency) of Revenues Over (Under) Expenditures	(7,826,816)	(7,671,614)	(3,493,585)	4,178,029
OTHER FINANCING SOURCES (USES)				
Issuance of Capital Lease	-	-	29,827	29,827
Transfers In	6,332,745	6,332,745	7,750,067	1,417,322
Transfers Out	(261,858)	(201,858)	(1,903,937)	(1,702,079)
Total Other Financing Sources (Uses)	6,070,887	6,130,887	5,875,957	(254,930)
Net Change in Fund Balance	\$ (1,755,929)	\$ (1,540,727)	2,382,372	\$ 3,923,099
Fund Balance (Deficit) - January 1			17,541,031	
Fund Balance (Deficit)- December 31			\$ 19,923,403	

The notes to the financial statements are an integral part of this statement.

WOOD COUNTY, WISCONSIN
Statement of Revenues, Expenditures, and Changes in Fund Balance - Budget and Actual
Human Services Fund

For the Year Ended December 31, 2018

	Budgeted Amounts		Actual Amounts	Variance with Final Budget Positive(Negative)
	Original	Final		
REVENUES				
Taxes:				
General Property Taxes	\$ 7,503,199	\$ 7,503,199	\$ 7,503,199	\$ -
Total Taxes	<u>7,503,199</u>	<u>7,503,199</u>	<u>7,503,199</u>	<u>-</u>
Intergovernmental Revenues:				
State Aid-DVR	66,317	66,317	70,317	4,000
State Aid-Unified/DHFS	11,232,655	11,232,655	12,018,149	785,494
State Aid-Other	191,936	191,936	197,894	5,958
Total Intergovernmental	<u>11,490,908</u>	<u>11,490,908</u>	<u>12,286,360</u>	<u>795,452</u>
Public Charges for Services:				
Public Charges-Ho Chunk/AODA	27,500	27,500	27,500	-
Medicare	-	-	(20,228)	(20,228)
Medicaid	450,000	450,000	43,012	(406,988)
Private Pay	4,715,681	4,715,681	5,212,985	497,304
Commercial Insurance	112,000	112,000	29,640	(82,360)
Other County Responsible	75,000	75,000	50,483	(24,517)
Contractual Adjustment-Mental Health	(1,785,575)	(1,785,575)	(2,140,807)	(355,232)
Total Public Charges for Services	<u>3,594,606</u>	<u>3,594,606</u>	<u>3,202,585</u>	<u>(392,021)</u>
Intergovernmental Charges for Services:				
Department Charges-Drug court	73,000	73,000	67,000	(6,000)
Total Intergovernmental Charges for Services	<u>73,000</u>	<u>73,000</u>	<u>67,000</u>	<u>(6,000)</u>
Miscellaneous:				
Rental Income	40,620	40,620	41,017	397
Sale of Property	-	-	2,450	2,450
Miscellaneous Revenue	4,000	4,000	5,973	1,973
Other Miscellaneous Revenue	1,500	1,500	6,392	4,892
Total Miscellaneous	<u>46,120</u>	<u>46,120</u>	<u>55,832</u>	<u>9,712</u>
Total Revenues	<u>22,707,833</u>	<u>22,707,833</u>	<u>23,114,976</u>	<u>407,143</u>
EXPENDITURES				
Health and Human Services:				
Long Term Support	1,027,626	1,027,626	952,771	74,855
Family Services	6,917,405	6,890,405	6,665,773	224,632
Economic Support Services	4,809,170	4,836,170	4,746,065	90,105
Administration	3,236,780	3,253,780	3,080,343	173,437
Mental Health/AODA	6,689,342	6,672,342	6,146,917	525,425
Total Community	<u>22,680,323</u>	<u>22,680,323</u>	<u>21,591,869</u>	<u>1,088,454</u>
Total Expenditures	<u>22,680,323</u>	<u>22,680,323</u>	<u>21,591,869</u>	<u>1,088,454</u>
Excess (Deficiency) of Revenues Over (Under) Expenditures	<u>27,510</u>	<u>27,510</u>	<u>1,523,107</u>	<u>1,495,597</u>
OTHER FINANCING SOURCES (USES)				
Issuance of Debt	-	-	50,708	50,708
Transfers Out	-	-	(1,681,385)	(1,681,385)
Total Other Financing Sources (Uses)	<u>-</u>	<u>-</u>	<u>(1,630,677)</u>	<u>(1,630,677)</u>
Net Change in Fund Balance	<u>\$ 27,510</u>	<u>\$ 27,510</u>	<u>(107,570)</u>	<u>\$ (135,080)</u>
Fund Balance (Deficit) - January 1			<u>(1,199,308)</u>	
Restatement for Changes in Accounting Principle			1,355,640	
Fund Balance (Deficit) - January 1 as restated			<u>156,332</u>	
Fund Balance (Deficit) - December 31			<u>\$ 48,762</u>	

The notes to the financial statements are an integral part of this statement.

WOOD COUNTY, WISCONSIN

Statement of Net Position
Proprietary Funds

December 31, 2018

	Business-Type Activities				Governmental Activities
	Edgewater Haven Nursing Home	Highway	Norwood	Total Enterprise Funds	Internal Service Funds
Assets					
Current Assets:					
Cash and temporary cash investments	\$ 1,241	\$ 100	\$ 285,137	\$ 286,478	\$ 6,351,760
Restricted cash	6,514	-	15,032	21,546	-
Receivables:					
Miscellaneous	159,435	49,657	1,777,440	1,986,532	-
Due from other governments	401,569	794,797	-	1,196,366	-
Due from other funds	429,341	-	-	429,341	4,124,521
Inventory of supplies, at cost	49,857	1,574,518	39,843	1,664,218	-
Prepaid expenses	-	53,978	-	53,978	-
Total Current Assets	1,047,957	2,473,050	2,117,452	5,638,459	10,476,281
Noncurrent Assets:					
Restricted net pension asset	650,629	227,970	606,777	1,485,376	47,658
Total Restricted Assets	650,629	227,970	606,777	1,485,376	47,658
Capital Assets:					
Land and land improvements	245,460	182,526	344,151	772,137	895,377
Buildings	7,463,364	3,065,153	3,698,158	14,226,675	23,501,819
Machinery and equipment	1,829,203	11,253,967	1,987,286	15,070,456	579,914
Construction Work in Progress	-	89,919	-	89,919	59,185
Accumulated depreciation	(5,921,422)	(8,330,431)	(4,417,828)	(18,669,681)	(11,343,354)
Total Capital Assets	3,616,605	6,261,134	1,611,767	11,489,506	13,692,941
Total Noncurrent Assets	4,267,234	6,489,104	2,218,544	12,974,882	13,740,599
Total Assets	5,315,191	8,962,154	4,335,996	18,613,341	24,216,880
Deferred Outflows of Resources					
Deferred Outflows of Resources Related to Pensions	1,143,889	417,679	1,151,359	2,712,927	88,123
Deferred Outflows of Resources OPEB	12,854	4,594	15,840	33,288	-
Related to pensions	1,156,743	422,273	1,167,199	2,746,215	88,123
Total Assets and Deferred Outflows of Resources	\$ 6,471,934	\$ 9,384,427	\$ 5,503,195	\$ 21,359,556	\$ 24,305,003
Liabilities					
Current Liabilities:					
Other current liabilities	\$ -	\$ -	\$ -	\$ -	\$ 721,061
Accrued compensation	148,218	126,694	209,266	484,178	34,472
Due to other governments	-	152,876	-	152,876	6,538
Due to other funds	-	2,249,491	2,387,276	4,636,767	1,282,234
Compensated Absences	155,626	201,818	179,651	537,095	-
Unearned revenue	-	145,779	-	145,779	-
Client Trust Funds	6,514	-	15,032	21,546	-
Total Current Liabilities	310,358	2,876,658	2,791,225	5,978,241	2,044,305
Noncurrent Liabilities:					
Long-Term Employee Benefits-Net OPEB Obligation	444,012	117,270	396,670	957,952	-
Compensated Absences	327,423	466,424	432,840	1,226,687	-
Total Noncurrent Liabilities	771,435	583,694	829,510	2,184,639	-
Total Liabilities	1,081,793	3,460,352	3,620,735	8,162,880	2,044,305
Deferred Inflows of Resources					
Related to pensions-WRS	1,280,904	448,809	1,194,573	2,924,286	93,824
Total Liabilities and Deferred Inflow of Resources	2,362,697	3,909,161	4,815,308	11,087,166	2,138,129
Net Position					
Investment in capital assets	3,616,605	6,261,134	1,611,767	11,489,506	13,692,941
Unrestricted	492,632	(785,868)	(923,880)	(1,217,116)	8,473,933
Total Net Position	4,109,237	5,475,266	687,887	10,272,390	22,166,874
Total Liabilities, Deferred Inflows of Resources and Net Position	\$ 6,471,934	\$ 9,384,427	\$ 5,503,195	\$ 21,359,556	\$ 24,305,003
Net position of proprietary funds				\$ 10,272,390	
Adjustment to reflect consolidation of internal service fund activities related to enterprise funds				96,953	
Net position of business-type activities				<u>\$ 10,369,343</u>	

The notes to the financial statements are an integral part of this statement.

WOOD COUNTY, WISCONSIN
Statement of Revenues, Expenses and
Changes in Net Position
Proprietary Funds

For the Year Ended December 31, 2018

	Business-Type Activities				Governmental Activities
	Edgewater Haven Nursing Home	Highway	Norwood	Total Enterprise Funds	Internal Service Funds
Operating Revenues:					
Charges for Services	\$ 4,872,172	\$ -	\$ 6,008,230	\$ 10,880,402	\$ 1,427,678
Intergovernmental Revenues	-	-	162,084	162,084	-
Intergovernmental Charges for Services	869,919	6,010,450	566,459	7,446,828	12,749,131
Miscellaneous	343,226	-	94,269	437,495	2,091,138
Total Operating Revenues	6,085,317	6,010,450	6,831,042	18,926,809	16,267,947
Operating Expenses:					
Health and human services					
Nursing Home Expense	6,242,807	-	8,904,872	15,147,679	-
Highway Administration and Other General	-	2,076,647	-	2,076,647	-
Depreciation and Amortization	220,525	577,979	203,248	1,001,752	529,699
Maintenance and Construction State Roads Construction	-	1,479,178	-	1,479,178	-
Maintenance of Buildings	-	-	-	-	1,193,937
Maintenance and Construction Local Roads Construction	-	1,691,396	-	1,691,396	-
Other Highway Services	-	335,586	-	335,586	-
Claims and Administration	-	-	-	-	13,542,074
Total Operating Expenses	6,463,332	6,160,786	9,108,120	21,732,238	15,265,710
Operating Income (Loss)	(378,015)	(150,336)	(2,277,078)	(2,805,429)	1,002,237
Nonoperating Revenues (Expenses):					
General Property Taxes	1,002,684	-	1,542,400	2,545,084	-
Interest Income	68	-	-	68	78,552
Gain (Loss) on Disposal of Assets	(2,966)	(12,729)	(12,771)	(28,466)	-
Total Nonoperating Revenues (Expenses)	999,786	(12,729)	1,529,629	2,516,686	78,552
Income (Loss) Before Contributions and Transfers	621,771	(163,065)	(747,449)	(288,743)	1,080,789
Contributed Capital	-	-	181,370	181,370	-
Transfers In	140,298	-	477,084	617,382	-
Change in Net Position	762,069	(163,065)	(88,995)	510,009	1,080,789
Net Position - January 1	2,737,855	5,483,503	-	8,221,358	21,086,085
Restatement of Net Position	609,313	154,828	776,882	1,541,023	-
Net Position - January 1 as restated	3,347,168	5,638,331	776,882	9,762,381	21,086,085
Net Position - December 31	\$ 4,109,237	\$ 5,475,266	\$ 687,887	\$ 10,272,390	\$ 22,166,874
Change in Net Position - Proprietary Funds				\$ 510,009	
Adjustment to reflect the consolidation of internal service fund activities related to enterprise funds				84,740	
Change in Net Position - Business-Type Activities				\$ 594,749	
Net Position Business-Type - January 1				\$ 8,233,572	
Change in Net Position - Business-Type Activities				594,749	
Net Position Business-Type - December 31				\$ 10,369,344	

The notes to the financial statements are an integral part of this statement.

WOOD COUNTY, WISCONSIN
Statement of Cash Flows
Proprietary Funds

For the Year Ended December 31, 2018

	Business-Type Activities			Governmental Activities	
	Edgewater Haven Nursing Home	Highway	Norwood Health Center	Total Enterprise Funds	Internal Service Funds
CASH FLOWS FROM OPERATING ACTIVITIES					
Cash received from grants, customers and third-party payors	\$ 5,367,587	\$ 5,784,326	\$ 7,016,332	\$ 18,168,245	\$ 3,518,816
Cash received from interfund charges	-	-	-	-	12,984,659
Cash paid to employees for services	(2,934,839)	(1,181,454)	(3,944,924)	(8,061,217)	(256,541)
Cash paid to suppliers for goods and services	(1,317,235)	(2,401,812)	(3,162,895)	(6,881,942)	(14,899,876)
Cash paid to interfund charges	(1,915,558)	(966,699)	(1,695,289)	(4,577,546)	(129,664)
Net cash provided by (used for) operating activities	<u>(800,045)</u>	<u>1,234,361</u>	<u>(1,786,776)</u>	<u>(1,352,460)</u>	<u>1,217,394</u>
CASH FLOWS FROM NONCAPITAL FINANCING ACTIVITIES					
General property tax	1,002,684	-	1,542,400	2,545,084	-
Transfers in	140,298	-	477,084	617,382	-
Net cash provided by noncapital financing activities	<u>1,142,982</u>	<u>-</u>	<u>2,019,484</u>	<u>3,162,466</u>	<u>-</u>
CASH FLOWS FROM CAPITAL AND RELATED FINANCING ACTIVITIES					
Additions to property and equipment	(346,046)	(1,221,632)	(75,189)	(1,642,867)	(365,783)
Proceeds from sale of capital assets	-	(12,729)	-	(12,729)	-
Net cash (used for) capital and related financing activities	<u>(346,046)</u>	<u>(1,234,361)</u>	<u>(75,189)</u>	<u>(1,655,596)</u>	<u>(365,783)</u>
CASH FLOWS FROM INVESTING ACTIVITIES					
Interest received	68	-	-	68	78,552
Net cash provided by investing activities	<u>68</u>	<u>-</u>	<u>-</u>	<u>68</u>	<u>78,552</u>
Net increase (decrease) in cash	(3,041)	-	157,519	154,478	930,163
Cash balance at beginning of year	10,796	100	142,650	153,546	5,421,597
Cash balance at end of year	<u>\$ 7,755</u>	<u>\$ 100</u>	<u>\$ 300,169</u>	<u>\$ 308,024</u>	<u>\$ 6,351,760</u>
Cash and temporary cash investments	\$ 1,241	\$ 100	\$ 285,137	286,478	\$ 6,351,760
Restricted cash and temporary investments	6,514	-	15,032	21,546	-
	<u>\$ 7,755</u>	<u>\$ 100</u>	<u>\$ 300,169</u>	<u>\$ 308,024</u>	<u>\$ 6,351,760</u>
Reconciliation of Operating Income (Loss) to Net Cash Provided by (Used for) Operating Activities:					
Operating income (loss)	\$ (378,015)	\$ (150,336)	\$ (2,277,078)	\$ (2,805,429)	\$ 1,002,237
Adjustments to reconcile operating income (loss) to net cash provided by (used for) operating activities:					
Depreciation and amortization	220,525	577,979	203,248	1,001,752	529,699
Changes in operating assets and liabilities:					
Decrease (increase) in:					
Accounts receivable/due from other governments	(430,560)	(226,124)	(224,561)	(881,245)	-
Due from other funds	-	-	-	-	(528,572)
Inventories	18,660	(36,849)	(1,022)	(19,211)	-
Restricted cash, client trust funds	(2,983)	-	(4,807)	(7,790)	-
Pension related items	138,182	28,821	41,836	208,839	5,137
Increase (decrease) in:					
Accounts payable/due to other governments	(45,381)	25,490	-	(19,891)	(1,090)
Due to other funds	(287,170)	868,175	409,852	990,857	283,674
Accrued liabilities	(33,303)	(910,780)	-	(944,083)	22,338
Claims payable	-	912,206	65,756	977,962	(91,829)
Special Deposits	-	-	-	-	(4,200)
Unearned revenue	-	145,779	-	145,779	-
Total adjustments	<u>(422,030)</u>	<u>1,384,697</u>	<u>490,302</u>	<u>1,452,969</u>	<u>215,157</u>
Net cash provided by (used for) by operating activities	<u>\$ (800,045)</u>	<u>\$ 1,234,361</u>	<u>\$ (1,786,776)</u>	<u>\$ (1,352,460)</u>	<u>\$ 1,217,394</u>
Schedule of non-cash capital and related financing activities:					
Contributions of capital assets	\$ -	\$ -	\$ 181,370	\$ -	\$ -

The notes to the financial statements are an integral part of this statement.

THIS PAGE LEFT BLANK INTENTIONALLY

NOTES TO THE FINANCIAL STATEMENTS

NOTES TO THE
FINANCIAL
STATEMENTS

THIS PAGE LEFT BLANK INTENTIONALLY

WOOD COUNTY, WISCONSIN
NOTES TO FINANCIAL STATEMENTS
December 31, 2018

I – SUMMARY OF SIGNIFICANT ACCOUNTING POLICIES

NOTE A – Reporting Entity

Wood County (the County) is a local governmental entity established under the laws of the State of Wisconsin and has the powers as defined in the Statutes. The County is governed by nineteen elected supervisors.

The accompanying financial statements present the activities of Wood County, Wisconsin. Accounting principles generally accepted in the United States (GAAP) require that these financial statements include the primary government and its component units. Component units are separate organizations that are included in the County's reporting entity because of the significance of their operational or financial relationships with the County. All significant activities and organizations with which the County exercises oversight responsibility have been considered for inclusion in the financial statements. The County has no component units and it is not included in any other governmental reporting entity.

NOTE B – New Accounting Pronouncement

Management adopted new accounting guidance, GASB Statement No. 75, Accounting and Financial Reporting for Postemployment Benefits Other Than Pensions. This statement was released in June 2015 and replaces GASB Statement No. 45.

NOTE C – Basis of Presentation Government-wide Financial Statements

The government-wide financial statements (i.e., the statement of net position and the statement of changes in net position) report information on all of the activities of the County. For the most part, the effect of interfund activity has been removed from these statements. Exceptions to this general rule include Interfund services provided and used. Employee fringes (health benefits, workers compensation and OPEB) attributable to the proprietary funds are expensed in those funds and reduce expenses in the governmental activities. Telephone and insurance charged to Highway and Edgewater remain as expenditures in the business-type activities and program revenues in the governmental activities. Governmental activities, which normally are supported by taxes and intergovernmental revenues, are reported separately from business-type activities, which rely to a significant extent on fees and charges for support.

NOTE D – Basis of Presentation Fund Financial Statements

The County reports the following major governmental funds:

The General Fund is the County's primary operating fund. It accounts for all financial activity that is not accounted for in another fund. It includes the 0.5% County Sales Tax revenue that was reported in the Sales Tax Fund in previous years.

WOOD COUNTY, WISCONSIN
NOTES TO FINANCIAL STATEMENTS
December 31, 2018

I – SUMMARY OF SIGNIFICANT ACCOUNTING POLICIES (continued)

NOTE D – Basis of Presentation Fund Financial Statements (continued)

The Human Services Special Revenue Fund accounts for the provision of services to County residents in the areas of mental health, developmental disabilities, alcohol or other drug abuse, social and child welfare, income maintenance and various youth aid projects. Funding is provided through public charges for services, property taxes and restricted sources such as federal and state grants and donations.

The County reports the following major proprietary funds:

The Norwood Health Center accounts for the operation of the County's specialty hospital. The facility provides treatment services for acute, inpatient, psychiatric care and skilled long-term care. Revenues are provided by Medicare, Medicaid, private pay, Veteran's Administration, private insurance and property taxes.

The Edgewater Haven Nursing Home accounts for the operation of the County's nursing home. The facility provides care to the frail elderly of Wood County and surrounding communities. Revenues are provided by Medicare, Medicaid, private pay, Veteran's Administration, private insurance and property taxes.

The Highway Fund accounts for the costs associated with the costs and charges for service for maintenance and construction of state highways within the County, and provision of highway services to other local governments. Revenues are provided by user charges to state and local governments. The costs and funding for maintenance and construction for the County's highway system is reported in the General Fund.

Additionally, the County reports the following fund types:

Special Revenue – The Special Revenue Funds are used to account for the proceeds of specific revenue sources that are legally restricted or committed to expenditures for specific purposes. Included in this fund type are the Aging & Disability Resource Center, Child Support, Parks, Planning and Zoning, Land and Water Conservation, Transportation and Economic Development, Ho Chunk Donations and Sheriff Funds.

Debt Service Fund – This fund accounts for financial resources that are restricted, committed, or assigned to expenditures for principal and interest on all general long-term debt of governmental activities, including amounts accumulated for principal and interest maturing in future years.

Capital Project Funds – The Capital Project Funds are used to account for and report financial resources that are restricted, committed, or assigned to expenditures for capital outlays, including the acquisition or construction of capital facilities and other capital assets (other than those financed by proprietary funds).

Internal Service Funds – are used to account for the financing and services provided by one department or agency to other departments or agencies of the County or to other governmental units on a cost-reimbursement basis. Included in this fund are Workers Compensation, Employee Health Plan, Building Maintenance, Other Post-Employment Benefits (OPEB) and PC Replacement.

WOOD COUNTY, WISCONSIN
NOTES TO FINANCIAL STATEMENTS
December 31, 2018

I – SUMMARY OF SIGNIFICANT ACCOUNTING POLICIES (continued)

NOTE E – Basis of Accounting

The government-wide financial statements are reported using the economic resources measurement focus and the accrual basis of accounting, as are the proprietary fund financial statements. Revenues are recorded when earned and expenses are recorded when a liability is incurred, regardless of the timing of related cash flows. Property taxes are recognized as revenues in the year for which they are levied. Grants and similar items are recognized as revenue as soon as all eligibility requirements imposed by the provider have been met.

Governmental fund financial statements are reported using the current financial resources measurement focus and the modified accrual basis of accounting. Revenues are recognized as soon as they are both measurable and available. Revenues are considered to be available when they are collectible within the current period or soon enough thereafter to pay liabilities of the current period. For this purpose, the County considers all revenues to be available if they are collected within 60 days of the end of the current fiscal period. Expenditures generally are recorded when a liability is incurred, as under accrual accounting. However, debt service expenditures, as well as expenditures related to compensated absences and claims and judgments, are recorded only when payment is due.

Property taxes, licenses and interest associated with the current fiscal period are all considered to be susceptible to accrual and have been recognized as revenues of the current fiscal period. Grant revenue is considered available if it is expected to be collected within four months of year end and all eligibility requirements have been met. All other revenue items are considered to be measurable and available only when cash is received by the County.

Proprietary funds distinguish operating revenues and expenses from nonoperating items. Operating revenues and expenses generally result from providing services and producing and delivering goods in connection with a proprietary fund's principal ongoing operations. Client and patient charges for services collected through Medicaid, Medicare, private pay and insurance make up the majority of the operating revenues of the Norwood Health Center and Edgewater Haven Nursing Home. The majority of the operating revenues of the Highway enterprise fund are from intergovernmental charges to the State of Wisconsin and local governments for highway projects done on their behalf. Operating expenses for enterprise funds and internal service funds include the cost of providing nursing, highway operations, county building maintenance, employee health and workers compensation claims and depreciation on capital assets. All revenues and expenses not meeting this definition are reported as nonoperating revenues and expenses.

WOOD COUNTY, WISCONSIN
NOTES TO FINANCIAL STATEMENTS
December 31, 2018

I – SUMMARY OF SIGNIFICANT ACCOUNTING POLICIES (continued)

NOTE F – Deferred Outflows/Inflows of Resources

In addition to assets, the statement of net position and/or balance sheet will sometimes report a separate section for deferred outflows of resources. This separate financial statement element, **deferred outflows of resources**, represents a consumption of net position that applies to a future period(s) and so will not be recognized as an outflow of resources (expense/expenditure) until then. The County reports deferred outflows of resources related to pensions for its proportionate shares of collective deferred outflows of resources related to pensions and the County contributions to pension plans and OPEB subsequent to the measurement date of the collective net pension liability (asset) and the total OPEB liability.

In addition to liabilities, the statement of net position and/or balance sheet will sometimes report a separate section for deferred inflows of resources. This separate financial statement element, **deferred inflows of resources**, represents an acquisition of net position that applies to a future period(s) and so will not be recognized as an inflow of resources (revenue) until that time. The County has three types of items that qualify for reporting in this category. The first is property taxes levied for the subsequent year. These amounts are deferred and recognized as an inflow of resources in the following year as the amounts become available. The second is unavailable revenue, which arises only under a modified accrual basis of accounting and is reported only in the governmental funds balance sheet. The governmental funds report unavailable revenues from property taxes and charges for services. These amounts are deferred and recognized as an inflow of resources in the period that the amounts become available. Lastly, the County reports deferred inflows of resources related to pensions for its proportionate share of collective deferred inflows of resources related to pensions.

NOTE G – Assets, Liabilities and Net Position or Equity

1. Deposits and investments

For purposes of the Statement of Cash Flows, the County considers all highly liquid investments with an initial maturity of three months or less to be cash equivalents. Cash and investment balances for individual funds are pooled unless maintained in segregated accounts.

Investments are stated at fair value, which is based on quoted market prices.

2. Receivables

All accounts receivable are shown net of an allowance for uncollectibles. The allowance for uncollectible accounts is computed using a percentage related to the days outstanding and the payer source.

WOOD COUNTY, WISCONSIN
NOTES TO FINANCIAL STATEMENTS
December 31, 2018

I – SUMMARY OF SIGNIFICANT ACCOUNTING POLICIES (continued)

NOTE G – Assets, Liabilities and Net Position or Equity (continued)

3. Prepaids and Inventories

The consumption method is used to account for both inventories and prepaid items. All inventories are valued at cost using the first-in/first-out (FIFO) method. Inventories of governmental and proprietary funds are recorded as expenditures when consumed rather than when purchased. Prepaid balances are for payments made by the County in the current year to provide services occurring in the subsequent fiscal year.

4. Capital Assets

Capital assets, which include, property, plant, equipment, and infrastructure assets (highways, bridges, and similar items), are reported in the applicable governmental or business-type activities columns in the government-wide financial statements. Capital assets are defined by the government as assets with an initial, individual cost of more than \$5,000 and an estimated useful life in excess of two years. Such assets are recorded at historical cost or estimated historical cost if purchased or constructed. Donated capital assets are recorded at estimated acquisition value at the date of donation. The costs of normal maintenance and repairs that do not add to the value of the asset or materially extend asset lives are not capitalized.

Major outlays for capital assets and improvements are capitalized as projects are constructed. Interest incurred during the construction phase of capital assets of business-type activities is included as part of the capitalized value of the assets constructed.

Property, plant, and equipment are depreciated using the straight line method over the following estimated useful lives:

<u>Assets</u>	<u>Years</u>
Buildings	50
Building improvements	50
Highways	40
Bridges	40
Culverts	20
Equipment	5 – 20
Vehicles	5 – 10

5. Equity

Net Position

Net position represents the difference between assets and deferred outflows of resources and liabilities and deferred inflows of resources in the government-wide and proprietary fund financial statements. Net investment in capital assets consist of capital assets, net of accumulated depreciation, reduced by the outstanding balance of any long-term debt used to build or acquire the capital assets. Net position is reported as restricted in the government-wide financial statements when there are limitations imposed on their use through external restrictions imposed by creditors, grantors, laws or regulations of other governments, or imposed by law through constitutional provisions or enabling legislation.

WOOD COUNTY, WISCONSIN
NOTES TO FINANCIAL STATEMENTS
December 31, 2018

I – SUMMARY OF SIGNIFICANT ACCOUNTING POLICIES (continued)

NOTE G – Assets, Liabilities and Net Position or Equity (continued)

5. Equity (continued)

Fund Balances

In the fund financial statements, governmental funds report aggregate amounts for five classifications of fund balances based on the constraints imposed on the use of these resources. The nonspendable fund balance classification includes amounts that cannot be spent because they are either (a) not in spendable form – prepaid items or inventories or (b) legally or contractually required to be maintained intact.

The spendable portion of the fund balance comprises the remaining four classifications: restricted, committed, assigned, and unassigned.

Restricted fund balance: This classification reflects the constraints imposed on resources either (a) externally by creditors, grantors, contributors, or laws or regulations of other governments or (b) imposed by law through constitutional provisions or enabling legislation.

Committed fund balance: These amounts can only be used for specific purposes pursuant to constraints imposed by formal resolutions of the County Board, the County's highest level of decision-making authority. Those committed amounts cannot be used for any other purpose unless the County Board removes the specified use by taking the same type of action that imposed the original commitment. This classification also includes contractual obligations to the extent that existing resources in the fund have been specifically committed for use in satisfying those contractual requirements.

Assigned fund balance: This classification reflects the amounts constrained by the County's "intent" to be used for specific purposes, but are neither restricted nor committed. Only the County Board has the authority to assign amounts to be used for specific purposes by passing a formal resolution. Assigned fund balances include all remaining amounts (except negative balances) that are reported in governmental funds, other than the General Fund, that are not classified as nonspendable and are neither restricted nor committed.

Unassigned fund balance: This fund balance is the residual classification for the General Fund. It is also used to report negative fund balances in other governmental funds.

When both restricted and unrestricted resources are available for use, it is the County's policy to use restricted resources first and then unrestricted resources-committed, assigned, and unassigned-in order as needed.

WOOD COUNTY, WISCONSIN
NOTES TO FINANCIAL STATEMENTS
December 31, 2018

I – SUMMARY OF SIGNIFICANT ACCOUNTING POLICIES (continued)

NOTE G – Assets, Liabilities and Net Position or Equity (continued)

5. Equity (continued)

Explanation of certain differences between Government-wide Statements and Governmental Fund Statements

Activity between funds that are representative of lending/borrowing arrangements outstanding at the end of the fiscal year are referred to as either “due to/from other funds” (i.e., the current portion of interfund loans) or “advances to/from other funds” (i.e., the non-current portion of interfund loans). Any residual balances outstanding between the governmental activities and business-type activities are reported in the government-wide financial statements as “internal balances.”

In the government-wide financial statements and proprietary fund types in the fund financial statements, long-term debt and other long-term obligations are reported as liabilities in the applicable governmental activities, business-type activities, or proprietary fund type statement of net position. Debt premiums and discounts are amortized over the life of the debt using the effective interest method. Notes payable are reported net of the applicable note discount.

In the fund financial statements, governmental fund types recognize note premiums and discounts, as well as note issuance costs, during the current period. The face amount of debt issued is reported as other financing sources. Premiums and discounts on debt issuances are reported as other financing sources and uses, respectively. Issuance costs, whether or not withheld from the actual debt proceeds received, are reported as debt service expenditures.

NOTE H – Revenues, Expenditure/Expense

1. Types of transactions included in program revenues in the government-wide statements

Program revenues include 1) charges to customers or applicants who purchase, use, or directly benefit from goods, services, or privileges provided by a given function or segment and 2) grants and contributions that are restricted to meeting the operational or capital requirements of a particular function or segment. Taxes and other items not properly included among program revenues are reported instead as general revenues.

2. Policy for allocating indirect expense to functions in the government-wide statement of activities

The statement of activities demonstrates the degree to which the direct expenses of a given function or segment are offset by program revenues. Direct expenses are those that are clearly identifiable with a specific function or segment.

WOOD COUNTY, WISCONSIN
NOTES TO FINANCIAL STATEMENTS
December 31, 2018

I – SUMMARY OF SIGNIFICANT ACCOUNTING POLICIES (continued)

NOTE H – Revenues, Expenditure/Expense (continued)

3. Property tax revenue recognition

Property taxes are recorded in the year levied as a receivable and deferred inflows of resources. They are recognized as revenues in the succeeding year when services financed by the levy are provided.

Under Wisconsin statutes the County treasurer is responsible for the collection of all delinquent property taxes except delinquent personal property taxes, which may be retained for collection by the local municipal district, as is the case in Wood County. Delinquent property taxes due Wood County include not only the delinquent taxes for levies by Wood County, but also the delinquent taxes for levies by state and other local government units (cities, villages, towns, school districts, special districts) within the County. As provided in the Statutes, Wood County has paid the state and local governmental units for their equities in delinquent property taxes.

The property tax calendar for the 2018 tax roll is as follows:

Lien and Levy Dates	December 2018
Preliminary Settlement with Local Government Units	February 20, 2019
Final Due Date	July 31, 2019
Settlement Date with Local Governmental Units	August 20, 2019

No allowance for uncollectible taxes has been provided because of the County's ability to recover losses through the sale of property.

4. Vacation, sick leave, and other compensated absences

It is the County's policy to permit employees to accumulate earned but unused vacation and sick pay benefits. The County allows employees to convert unused sick leave to health insurance benefits upon retirement. Employees hired after January 1, 2019 are no longer eligible for this benefit. A liability for retiree's sick leave conversion is accrued in the government-wide financial statements. Vacation and sick pay are accrued in the governmental funds when normally expected to be liquidated with expendable financial resources and have matured. Vacation and sick pay are accrued when incurred in the proprietary fund financial statements.

5. County Pension Plans

For purposes of measuring the net pension liability (asset), deferred outflows of resources and deferred inflows of resources related to pensions, and pension expense, information about the fiduciary net position of the Wisconsin Retirement System (WRS) and additions to/deductions from the WRS' fiduciary net position have been determined on the same basis as they are reported by the WRS. For this purpose, benefit payments (including refunds of employee contributions) are recognized when due and payable in accordance with the benefit terms. Investments are reported at fair value.

WOOD COUNTY, WISCONSIN
NOTES TO FINANCIAL STATEMENTS
December 31, 2018

II – RECONCILIATION OF GOVERNMENT-WIDE AND FUND FINANCIAL STATEMENTS

NOTE A – Explanation of certain differences between the governmental fund balance sheet and the government-wide statement of net position

The Governmental Funds Balance Sheet includes a reconciliation between *fund balance – total governmental funds and net position – governmental activities* as reported in the Government-Wide Statement of Net Position. One element of that reconciliation explains that “long-term liabilities, including notes payable, are not due and payable in the current period and therefore are not reported in the funds.” The details of this \$29,443,247 difference are as follows:

Notes payable	\$ 25,490,000
Premium on notes payable	758,440
Accrued interest payable	139,001
Capital leases payable	232,661
Compensated absences	4,643,516
Net OPEB obligation (net of \$2,447,549 allocated to business-type activities)	1,913,845
Deferred Outflows related to OPEB	(73,154)
Net pension liability (asset)	(4,202,536)
Deferred inflows related to pension	8,273,602
Deferred outflows related to pension	(7,732,128)
 Net adjustment to reduce fund balance-total governmental funds to arrive at net position-governmental activities	 \$ 29,443,247

NOTE B – Explanation of certain differences between the governmental fund statement of revenues, expenditures, and changes in fund balances and the government-wide statement of activities

The Governmental Funds Statement of Revenues, Expenditures, and Changes in Fund Balances includes a reconciliation between *net changes in fund balances – total governmental funds and changes in net position of governmental activities* as reported in the Government-Wide Statement of Activities. One element of that reconciliation explains that “governmental funds report capital outlays as expenditures, however, in the statement of activities the cost of those assets is allocated over their estimate useful lives and reported as depreciation expense.” The details of the \$2,496,216 difference are as follows:

Capital outlay	\$ 5,564,083
Depreciation expense	(3,067,867)
 Net adjustment to increase (decrease) net changes in fund balances-Total governmental funds to arrive at changes in net position of governmental activities	 \$ 2,496,216

WOOD COUNTY, WISCONSIN
NOTES TO FINANCIAL STATEMENTS
December 31, 2018

**II – RECONCILIATION OF GOVERNMENT-WIDE AND FUND FINANCIAL STATEMENTS
(continued)**

NOTE B – Explanation of certain differences between the governmental fund statement of revenues, expenditures, and changes in fund balances and the government-wide statement of activities (continued)

Another element of that reconciliation states that “the issuance of long-term debt provides current financial resources to governmental funds, while the repayment of the principal of long-term debt consumes the current financial resources of governmental funds.” Neither transaction, however, has any effect on net position. Also, governmental funds report the effect of issuance costs, premiums, discounts, and similar items when debt is first issued, whereas premiums are amortized in the statement of activities. The details of this \$1,045,229 difference are as follows:

Debt issued or incurred:	
General obligation notes	\$ (3,440,000)
Premium on debt	(39,236)
Capital lease financing	(80,535)
Principal repayments:	
General obligation notes	4,605,000

Net adjustment to increase net changes in fund balances-total Governmental funds to arrive at changes in net position of Governmental activities	\$ 1,045,229
--	--------------

Another element of that reconciliation states that “Some expenses reported in the Statement of Activities do not require the use of current financial resources and therefore are not reported as expenditures in governmental funds.” The details of this \$240,443 difference are as follows:

Compensated absences	\$ 106,591
Principal paid on capital leases	12,300
Accrued interest	21,742
Amortization of debt premium	99,810

Net adjustment to decrease net changes in fund balances-total Governmental funds to arrive at changes in net position of Governmental activities	\$ 240,443
--	------------

WOOD COUNTY, WISCONSIN
NOTES TO FINANCIAL STATEMENTS
December 31, 2018

III – STEWARDSHIP, COMPLIANCE, AND ACCOUNTABILITY

NOTE A – Budgetary Information

The annual budget is adopted on a basis consistent with generally accepted accounting principles for all funds except the Sheriff special revenue fund.

All departments submit their budget requests to the Finance Department by the end of the second week in August of each year. The departmental oversight committees review and submit their proposed budgets in early September. The Executive Committee meets with department heads and oversight chairpersons by the end of September each year at which time the proposed budget is prepared for publication no later than 10 days prior to the public hearing. The County Board holds a public hearing the second Tuesday in November where the Executive Committee presents the proposed budget for adoption by the full county board.

The budget is adopted, controlled and amended at the function level, which is the specific purpose for the expenditure. County departments can have a single function (Treasurer, Finance, Register of Deeds) and departments can have multiple functions when they have distinctly separate activities within a department.

The County Board made several supplemental budgetary appropriations throughout the year. The Executive Committee is authorized by the County Board to transfer appropriations between budgeted functions within a department or to transfer funds from the contingency fund. Such transfers are limited to the lesser of \$5,000 or 10 percent of the funds originally budgeted in the function receiving the transfer.

The County does not utilize encumbrances in its budget process but does take into consideration certain appropriations that do not lapse on an annual basis. These continuing appropriations are reported as “committed” in the fund balance section of the governmental funds.

For budgetary purposes, the Sales Tax Fund is maintained as a special revenue fund. Under GAAP, this fund does not meet the criteria to be reported as a special revenue fund and is reported as part of the General Fund. This results in an increase in the General Fund revenues on a GAAP basis of \$6,020,145 and a decrease of the other financing sources of \$6,020,145 from the General Fund on a Non-GAAP budgetary basis.

NOTE B – Excess of Actual Expenditures over Budget in Individual Funds

The following functions had an excess of actual expenditures over budget for the year ended December 31, 2018. The excess expenditures were funded with available fund balances.

<u>Fund/Function</u>	<u>Budget</u>	<u>Actual</u>	<u>Overage</u>
<u>Major Funds</u>			
<u>General Fund</u>			
County Clerk - Postage Meter	14,300	40,697	26,397
Finance	380,313	386,933	6,620
Emergency Management - Bid Numbering	3,000	4,332	1,332
Health - Public Health Grants	80,000	81,136	1,136
Humane Officer	35,519	40,336	4,817
Highway Maintenance CTHS	2,706,203	2,802,673	96,470
<u>Nonmajor Funds</u>			
<u>Parks & Forestry</u>			
Maintenance Snowmobile Trails	67,925	75,007	7,082

WOOD COUNTY, WISCONSIN
NOTES TO FINANCIAL STATEMENTS
December 31, 2018

III – STEWARDSHIP, COMPLIANCE, AND ACCOUNTABILITY (continued)

NOTE C – Limitations on the County’s Tax Levy Rate and its Ability to Issue New Debt

As part of Wisconsin’s State Budget Bill (1993 Act 16), new legislation was passed that limits the County’s future tax levy rates. Generally, the County is limited to its 1992 tax levy rate. In addition, the State imposed tax levy limits in 2004 that allowed only a 2% increase over the previous year unless net new construction exceeded 2%. Wood County was limited to the 2% tax levy increase for the 2006, 2007 and 2009 budget years. The allowable levy limit increase was 3.86% in 2008 and 3% for 2010 and 2011 and 0% for 2012 and 2013. Starting in 2014, the levy was limited to the increase in equalized valuation due to the net new construction. The net new construction for the 2018 levy was 0.967% for the TID the net new construction for the 2018 levy was 0.007%.

The County may exceed the limitation by holding a referendum (according to State Statutes) authorizing the County Board to approve a higher rate. The County may also exceed the rate if it increases the services it provides due to a transfer of these services from another governmental unit. Wood County transferred dispatch services from the Cities of Wisconsin Rapids and Marshfield in 2006.

The State Budget Bill also imposes restrictions on the County’s ability to issue new debt. Generally, referendum approval is required to issue unlimited tax general obligation debt, with the following exceptions:

- 1) Refunding debt issues
- 2) 75% approval by the County Board
- 3) A reasonable expectation that the new debt can be accommodated within the existing tax rate
- 4) Other exceptions as listed in State Statutes Section 67.045

IV – DETAIL NOTES ON ALL FUNDS

NOTE A – Assets

1. Deposits and Investments

The majority of cash transactions occur in common bank and investment accounts in the General Fund. Other funds that have their own bank accounts do so because of trust agreements, grant compliance or management’s desire for segregation of banking for certain County functions.

WOOD COUNTY, WISCONSIN
NOTES TO FINANCIAL STATEMENTS
December 31, 2018

IV – DETAIL NOTES ON ALL FUNDS (continued)

NOTE A – Assets (continued)

2. Deposits and Investments (continued)

Deposits

Custodial Credit Risk: Custodial credit risk is the risk that in the event of a bank failure, the government's deposits may not be returned to it. The County does not have a deposit policy for custodial credit risk. At year-end, the carrying amount of the County's deposits was \$12,678,319 and the bank balance was \$12,890,675. Of the bank balance, \$5,154,427 was covered by Federal depository insurance or by the State of Wisconsin Public Depository Guarantee Fund and \$3,497,300 insured by collateral agreements leaving uninsured and uncollateralized deposits of \$4,238,948. The County had petty cash and cash on hand of \$456,302.

Investments

Interest Rate Risk: The County does not have a formal investment policy that limits investment maturities as a means of managing its exposure to fair value losses arising from increasing interest rates. State Statute limits the maturity of commercial paper and corporate bonds to not more than seven years.

Remaining Maturity (in years)

	Total	0-1	1-5
Schwab Money Market	\$ 6,432	\$ 6,432	\$ -
US Treasury Notes - Gen Fund	3,119,733	2,006,066	1,113,667
US Treasury Notes - Health Fund	1,481,704	1,481,704	-
FNMA-Gen Fund	2,460,840	2,460,840	-
Federal Farm CR - Gen Fund	1,696,812	699,060	997,752
Federal Farm CR - Health Fund	701,616	701,616	-
FHLB - General Fund	1,854,217	-	1,854,217
FHLB - Health Fund	2,417,502	500,509	1,916,993
Repurchase agreement	1,665,000	1,665,000	-
<u>Corporate Bonds</u>			
Toronto Domino-General Fund	663,831	663,831	-
Wells Fargo & Co - General Fund	992,325	992,325	-
<u>Municipal Bonds</u>			
Wisconsin Local Government Investment Pool	383,067	383,067	-
Wisconsin Investment Series Cooperative Investment Pool	1,194,924	1,194,924	-
Totals	\$ 18,638,004	\$ 12,755,375	\$ 5,882,630

WOOD COUNTY, WISCONSIN
NOTES TO FINANCIAL STATEMENTS
December 31, 2018

IV – DETAIL NOTES ON ALL FUNDS (continued)

NOTE A – Assets (continued)

1. Deposits and Investments (continued)

Credit Risk:

Credit risk is the risk that an issuer of an investment will not fulfill its obligation to the holder of the investment. Concentration of credit risk is the risk of loss that may be caused by the County's investment in a single issuer. It is the County's policy that U.S. Treasury securities, U.S. Agency Securities, and obligations backed by U.S. Treasury and/or U.S. Agency securities, may be held without limit. Investment of County funds is restricted by State statutes to the following:

- a) Time deposits in any credit union, bank, savings bank, or trust company,
- b) Bonds or securities of any county, city, drainage district, VTAE district, village, town, or school district of the State,
- c) Bonds or securities issued or guaranteed by the federal government,
- d) The State of Wisconsin Local Government Pooled Investment Fund,
- e) Any security which matures or which may be tendered for purchase at the option of the holder within not more than seven years from the date on which it is acquired, if that security is rated the highest or second highest rating category assigned by Standard & Poor's Corporation, Moody's Investors Service or other similar nationally recognized rating agency,
- f) Repurchase agreements with public depositories, if the agreement is secured by federal bonds or securities.

Ratings are not required, or available, for the Wisconsin Local Government Investment Pool. The Schwab Government Money Market Fund consists of securities issued or guaranteed by the U.S. Government including agencies and instrumentalities such as Treasury Bills, Notes and bonds, agency notes and repurchase agreements. While the Schwab Government Money Market Fund is unrated, Moody's and Standard & Poor's rate the securities held in the fund AAA/AAA. The County has no investment policy that would further limit its investment choices.

WOOD COUNTY, WISCONSIN
NOTES TO FINANCIAL STATEMENTS
December 31, 2018

IV – DETAIL NOTES ON ALL FUNDS (continued)

NOTE A – Assets (continued)

1. Deposits and Investments (continued)

The actual ratings, as rated by Standard & Poor’s Investors Service for each investment type at December 31, 2018 were as follows:

	Total	Rating-S&P					Not Rated
		AAA	AA+	AA-	AA	A+	
Schwab Money Market	\$ 6,432	\$ -	\$ -	\$ -	\$ -	\$ -	\$ 6,432
US Treasury Notes - Gen Fund	3,119,733	3,119,733	-	-	-	-	-
US Treasury Notes - Health Fund	1,481,704	1,481,704	-	-	-	-	-
FNMA-Gen Fund	2,460,840	-	2,460,840	-	-	-	-
Federal Farm CR - Gen Fund	1,696,812	-	1,696,812	-	-	-	-
Federal Farm CR - Health Fund	701,616	-	701,616	-	-	-	-
FHLB - General Fund	1,854,217	-	1,854,217	-	-	-	-
FHLB - Health Fund	2,417,502	-	2,417,502	-	-	-	-
<u>Corporate Bonds</u>							
Toronto Domino-General Fund	663,831	-	-	663,831	-	-	-
Wells Fargo & Co	992,325	-	-	-	-	992,325	-
<u>Municipal Bonds</u>							
Wisconsin Local Government Investment Pool	383,067	-	-	-	-	-	383,067
Wisconsin Investment Series Cooperative Investment Pool	1,194,924	-	-	-	-	-	1,194,924
Total investments to be rated	\$ 16,973,004	\$ 4,601,437	\$ 9,130,987	\$ 663,831	\$ -	\$ 992,325	\$ 1,584,424
Repurchase agreement	1,665,000	(excludable from rating disclosure)					
Total investments	\$ 18,638,004						

Credit risk

The County’s investment policy requires that investments need to be rated in the top two categories.

Concentration of credit risk

The County places no limit on the amount the County may invest in any one issuer. More than 5 percent of the County’s investments are in the corporate bonds of Wells Fargo & Co, FNMA, Federal Farm CR and FHLB. These investments are 5.32%; 13.20%; 12.87%; 22.92%, respectively, of the County’s total investments.

WOOD COUNTY, WISCONSIN
NOTES TO FINANCIAL STATEMENTS
December 31, 2018

IV – DETAIL NOTES ON ALL FUNDS (continued)

NOTE A – Assets (continued)

1. Deposits and Investments (continued)

Fair Value Measurements

The County categorizes its fair value measurements within the fair value hierarchy established by accounting principles generally accepted in the United States. The hierarchy is based on the valuation inputs used to measure the fair value of the asset. Level 1 inputs are quoted prices in active markets for identical assets; Level 2 inputs are significant other observable inputs; and Level 3 inputs are significant unobservable inputs.

All of the County’s investments at December 31, 2018 are valued using Level 1 inputs, except for the Wisconsin Local Government Investment Pool, the Wisconsin Investment Series Cooperative, and the repurchase agreement which are valued based on a cost-based measure and are not subject to the fair value hierarchy disclosures.

The summary of deposits and investments is as follows:

	<u>Fair Value</u>		
Cash	\$ 13,134,455	Cash and temporary cash investments	\$ 30,591,652
		Restricted cash-special deposits	1,180,807
<u>Investments</u>			
Schwab Money Markets	6,432		
US Treasury Notes	4,601,437		
FNMA	2,460,840		
FHLB	4,271,719		
Federal Farm CR	2,398,428		
Corporate Bonds	1,656,156		
Repurchase Agreement	1,665,000		
State Investment Pool	1,577,992		
Total Investments	<u>18,638,004</u>		
Total	<u>\$ 31,772,459</u>	Total cash per combined balance sheet	<u>\$ 31,772,459</u>

WOOD COUNTY, WISCONSIN
NOTES TO FINANCIAL STATEMENTS
December 31, 2018

IV – DETAIL NOTES ON ALL FUNDS (continued)

NOTE A – Assets (continued)

1. Deposits and Investments (continued)

The Wisconsin local government investment pool (LGIP) is part of the State Investment Fund (SIF), and is managed by the State of Wisconsin Investment Board. The SIF is not registered with the Securities and Exchange Commission, but operates under the statutory authority of Wisconsin Chapter 25. The LGIP operates and reports to participants on the amortized cost basis. LGIP pool shares are bought and redeemed at \$1 based on the amortized cost of the investments in the LGIP. The investment in the LGIP is not subject to fair value hierarchy disclosures. Participants in the LGIP have the right to withdraw their funds in total on one day's notice. At December 31, 2018, the fair value of the County's share of the LGIP's assets was substantially equal to the amount reported above.

The County is a participant in a Wisconsin Investment Series Cooperative (WISC) fund, which is authorized under Wisconsin Statute 66.0301 and is governed by a commission in accordance with the terms of an intergovernmental cooperation agreement. The WISC is not registered with the SEC as an investment company. The WISC reports to participants on the amortized cost basis. WISC shares are bought and redeemed at \$1 based on the amortized cost of the investments in the pool. Participants in WISC have the right to withdraw their funds in total on one day's notice. The investments in WISC are not subject to the fair value hierarchy disclosures.

The investments are guaranteed by the Financial Security Assurance, Inc. (FSA), a Triple-A-rated financial guaranty insurance company. FSA insures against losses arising from principal defaults on any permitted investments, which are not covered by:

1. \$400,000 of deposit insurance per financial institution provided by the State of Wisconsin, and
2. Any deposit insurance associated with particular investments in the portfolio (such as FDIC insurance of \$250,000) on bank CD's, and
3. Application of interest received from nondefaulted investments for the quarter the principal loss occurred.

The investments are also covered by the Securities Investor Protection Corporation (SIPC) in the aggregate up to \$500,000. This includes \$100,000 for cash and \$400,000 for securities. The County General Fund and the County Employee Health Plan carry balances in money market Funds. The money market funds are considered securities positions for purposes of SIPC coverage and would fall under the \$400,000 portion of SIPC coverage. The investment custodian also provides supplemental insurance through Lloyds of London to insure against loss over and above the provided by SIPC. This coverage is designed to protect investors whose assets are held in custody against crimes such as securities theft and fraud.

Fluctuating cash flows during the year due to tax collections and receipt of state aids may have resulted in temporary balances exceeding insured amounts by substantially higher amounts.

WOOD COUNTY, WISCONSIN
NOTES TO FINANCIAL STATEMENTS
December 31, 2018

IV – DETAIL NOTES ON ALL FUNDS (continued)

NOTE A – Assets (continued)

2. Receivables

Receivables as of year-end for the County’s individual major funds, nonmajor governmental funds and enterprise service funds, including the applicable allowances for uncollectible accounts, are as follows:

	Delinquent Property Taxes	Current Property Tax	Charges for Services	Intergovern- mental & Sales Tax	Gross Receivables	Allowance for Uncollectible Accounts	Net Receivables
General Fund	\$ 2,330,454	\$ 26,726,388	\$ 587,390	\$ 498,897	\$ 30,143,129	\$ -	\$ 30,143,129
Human Services	-	-	1,363,117	1,498,733	2,861,850	(646,202)	2,215,648
Edgewater Nursing Home	-	-	202,744	401,569	604,313	(43,309)	561,004
Highway	-	-	49,657	794,797	844,454	-	844,454
Norwood	-	-	3,338,825	-	3,338,825	(1,561,385)	1,777,440
Nonmajor Funds	-	-	286,661	28,149	314,810	-	314,810
	<u>\$ 2,330,454</u>	<u>\$ 26,726,388</u>	<u>\$ 5,828,394</u>	<u>\$ 3,222,145</u>	<u>\$ 38,107,381</u>	<u>\$ (2,250,896)</u>	<u>\$ 35,856,485</u>

Revenues of Edgewater Nursing Home, Norwood Health Center and Human Services are reported net of uncollectible amounts. There was \$18,428 of uncollectible accounts written off for Edgewater in 2018. There was \$232,051 of uncollectible accounts written off for Norwood. There was \$96,326 of uncollectible accounts written off for Human Services in 2018.

Property tax certificates and tax deeds represent delinquent taxes at December 31, 2018 and are aged as follows:

<u>Year of Sale</u>	<u>Amount</u>
2018	\$ 1,008,249
2017	\$ 499,157
2016	212,849
2015	45,729
2014	14,842
2013	7,985
2012	48,932
2011	41,538
2010	25,636
2009	14,442
2008	14,124
2007	15,023
2006	16,730
2005	2,348
	<u>1,967,584</u>
Tax Deeds	195,457
	<u>2,163,041</u>
Special Assessments	26,336
Special Charges	141,077
	<u>\$ 2,330,454</u>

WOOD COUNTY, WISCONSIN
NOTES TO FINANCIAL STATEMENTS
December 31, 2018

IV – DETAIL NOTES ON ALL FUNDS (continued)

NOTE A – Assets (continued)

2. Receivables (continued)

All governmental funds report deferred inflows of resources in connection with receivables for revenues that are not considered to be available to liquidate liabilities of the current period. All funds also defer revenue recognition in connection with resources that have been received, but not yet earned. At the end of 2018 the various components of deferred inflows of resources and unearned revenue were as follows:

	<u>Unearned Revenue</u>	<u>Deferred Inflows of Resources</u>		<u>Total</u>
		<u>Unavailable</u>	<u>For Subsequent Year</u>	
<u>Major Governmental Funds</u>				
<u>General Fund</u>				
Property taxes receivable	\$ -	\$ 304,230	\$ 26,726,388	\$ 27,030,618
<u>Enterprise Funds</u>				
Highway revenues	\$ 145,779	\$ -	\$ -	\$ 145,779
<u>Special Revenue Fund</u>				
Human Services revenues	16,167	1,492,647	-	1,508,814
<u>Nonmajor Governmental Funds</u>				
Land Conservation revenues	7,760	-	-	7,760
Total unearned revenue/deferred inflows	<u>\$ 169,706</u>	<u>\$ 1,796,877</u>	<u>\$ 26,726,388</u>	<u>\$ 28,692,971</u>

WOOD COUNTY, WISCONSIN
NOTES TO FINANCIAL STATEMENTS
December 31, 2018

IV – DETAIL NOTES ON ALL FUNDS (continued)

NOTE A – Assets (continued)

3. Capital assets

Capital asset activity for the year ended December 31, 2018 was as follows:

	Balance (Restated) <u>January 1</u>	<u>Transfers</u>	<u>Additions</u>	<u>Disposals</u>	Balance <u>December 31</u>
Governmental activities:					
Capital assets, not being depreciated					
Land	\$ 3,405,344	\$ -	\$ -	\$ -	\$ 3,405,344
Land right of ways	774,081	-	-	-	774,081
Construction work in progress	1,211,704	-	254,343	(1,094,464)	371,583
Total capital assets, not being depreciated	<u>5,391,129</u>	<u>-</u>	<u>254,343</u>	<u>(1,094,464)</u>	<u>4,551,008</u>
Capital assets, being depreciated					
Land improvements	3,315,390	-	55,792	(22,604)	3,348,578
Buildings and improvements	31,739,074	-	1,443,213	-	33,182,287
Machinery and equipment	12,955,768	-	719,031	(787,873)	12,886,926
Infrastructure-Highway	95,527,154	-	6,250,498	(4,134,801)	97,642,851
Total capital assets being depreciated	<u>143,537,386</u>	<u>-</u>	<u>8,468,533</u>	<u>(4,945,278)</u>	<u>147,060,642</u>
Less accumulated depreciation for:					
Land improvements	1,754,247	-	65,954	(2,608)	1,817,593
Buildings and improvements	14,188,218	-	659,931	-	14,848,149
Machinery and equipment	6,679,398	-	855,265	(742,799)	6,791,864
Infrastructure-Highway	30,662,149	-	2,016,415	(2,436,254)	30,242,310
Total accumulated depreciation	<u>53,284,012</u>	<u>-</u>	<u>3,597,565</u>	<u>(3,181,661)</u>	<u>53,699,916</u>
Total capital assets, being depreciated, net	90,253,374	-	4,870,968	(1,763,616)	93,360,726
Governmental activities capital assets, net	<u>\$ 95,644,503</u>	<u>\$ -</u>	<u>\$ 5,125,311</u>	<u>\$ (2,858,080)</u>	<u>\$ 97,911,734</u>

Depreciation expense was charged to functions as follows:

Governmental activities:	
General government	\$ 885,137
Public safety	309,546
Public works	2,016,415
Health and social services	62,384
Culture, recreation and education	287,973
Conservation and development	36,110
Total governmental activities depreciation expense	<u>\$ 3,597,565</u>

WOOD COUNTY, WISCONSIN
NOTES TO FINANCIAL STATEMENTS
December 31, 2018

IV – DETAIL NOTES ON ALL FUNDS (continued)

NOTE A – Assets (continued)

3. Capital assets (continued)

	Balance (Restated) <u>January 1</u>	<u>Transfers</u>	<u>Additions</u>	<u>Disposals</u>	Balance <u>December 31</u>
Business-type activities:					
Capital assets, not being depreciated:					
Land	\$ 288,316	\$ -	\$ -	\$ -	\$ 288,316
Total capital assets, not being depreciated	<u>288,316</u>	<u>-</u>	<u>-</u>	<u>-</u>	<u>288,316</u>
Capital assets, being depreciated:					
Land improvements	484,921	-	-	(1,100)	483,821
Buildings and Improvements	13,298,011	-	986,315	(57,652)	14,226,674
Machinery and equipment	15,691,602	-	917,128	(1,538,273)	15,070,457
Other capital assets	89,919	-	-	-	89,919
Total capital assets, being depreciated	<u>29,564,453</u>	<u>-</u>	<u>1,903,443</u>	<u>(1,597,025)</u>	<u>29,870,871</u>
Less accumulated depreciation for:					
Land improvements	353,038	-	10,507	(1,100)	362,445
Buildings and Improvements	8,629,919	-	308,968	(54,436)	8,884,451
Machinery and equipment	10,127,333	-	677,055	(1,446,546)	9,357,842
Other capital assets	59,721	-	5,222	-	64,943
Total accumulated depreciation	<u>19,170,011</u>	<u>-</u>	<u>1,001,752</u>	<u>(1,502,082)</u>	<u>18,669,681</u>
Total capital assets, being depreciated net	<u>10,394,442</u>	<u>-</u>	<u>901,691</u>	<u>(94,943)</u>	<u>11,201,190</u>
Business-type activities capital assets, net	<u>\$ 10,682,758</u>	<u>\$ -</u>	<u>\$ 901,691</u>	<u>\$ (94,943)</u>	<u>\$ 11,489,506</u>
Depreciation was charged as follows:					
Edgewater Haven Nursing Home			\$ 220,525		
Norwood Health Center			\$ 203,248		
Highway			<u>577,979</u>		
			<u>\$ 1,001,752</u>		

WOOD COUNTY, WISCONSIN
NOTES TO FINANCIAL STATEMENTS
December 31, 2018

IV – DETAIL NOTES ON ALL FUNDS (continued)

NOTE A – Assets (continued)

4. Restricted Assets

Mandatory segregations of assets are presented on the statement of net position as restricted cash. Such segregations are required by the agreements with external parties.

The following is a list of restricted cash at December 31, 2018:

	General Fund	Human Services	Other Governmental	Edgewater Haven Nursing Home	Norwood Health Center	Total
Clerk of Court deposits	\$ 449,074	\$ -	\$ -	\$ -	\$ -	\$ 449,074
Health coalition deposits	112,757	-	-	-	-	112,757
Timber sale performance bonds	59,996	-	-	-	-	59,996
Register of Deeds deposits	49,352	-	-	-	-	49,352
Patient & Volunteer Funds	-	10,053	-	-	-	10,053
Inmate deposits	-	-	36,829	-	-	36,829
Non Metallic Mining bonds	9,500	-	131,398	-	-	140,898
Transportation & Econ Development	-	-	732	-	-	732
Patient funds	-	-	-	6,514	15,032	21,546
City of Marshfield TID Incentives	299,120	-	-	-	-	299,120
Parks	450	-	-	-	-	450
	<u>\$ 980,249</u>	<u>\$ 10,053</u>	<u>\$ 168,959</u>	<u>\$ 6,514</u>	<u>\$ 15,032</u>	<u>\$ 1,180,807</u>

NOTE B – Liabilities

1. Pension Plan Obligations and Post-employment Benefits

Employee Retirement Plan

Plan Description – The WRS is a cost-sharing multiple-employer defined benefit pension plan. WRS benefits and other plan provisions are established by Chapter 40 of the Wisconsin Statutes. Benefit terms may only be modified by the legislature. The retirement system is administered by the Wisconsin Department of Employee Trust Funds (ETF). The system provides coverage to all eligible State of Wisconsin, local government, and other public employees. All employees, initially employed by a participating WRS employer on or after July 1, 2011, and expected to work at least 1,200 hours a year (880 hours for teachers and school district educational support employees) and expected to be employed for at least one year from employee’s date of hire are eligible to participate in the WRS. ETF issues a standalone Comprehensive Annual Financial Report (CAFR), which can be found at <http://etf.wi.gov/publications/cafr.htm>.

Vesting – For employees beginning participation on or after January 1, 1990, and no longer actively employed on or after April 24, 1998, creditable service in each of five years is required for eligibility for a retirement annuity. Participants employed prior to 1990 and on or after April 24, 1998, and prior to July 1, 2011, are immediately vested. Participants who initially became WRS eligible on or after July 1, 2011, must have five years of creditable service to be vested.

WOOD COUNTY, WISCONSIN
NOTES TO FINANCIAL STATEMENTS
December 31, 2018

IV – DETAIL NOTES ON ALL FUNDS (continued)

NOTE B – Liabilities (continued)

1. Pension Plan Obligations and Post-employment Benefits (continued)

Employee Retirement Plan (continued)

Benefits Provided – Employees who retire at or after age 65 (54 for protective occupation employees, 62 for elected officials and State executive participants) are entitled to receive an unreduced retirement benefit. The factors influencing the benefit are: (1) final average earnings, (2) years of creditable service, and (3) a formula factor.

Final average earnings is the average of the participant's three highest years' earnings. Creditable service is the creditable current and prior service expressed in years or decimal equivalents of partial years for which a participant receives earnings and makes contributions as required. The formula factor is a standard percentage based on employment category.

Employees may retire at age 55 (50 for protective occupation employees) and receive reduced benefits. Employees terminating covered employment before becoming eligible for a retirement benefit may withdraw their contributions and forfeit all rights to any subsequent benefits.

The WRS also provides death and disability benefits for employees.

Post-Retirement Adjustments – The Employee Trust Funds Board may periodically adjust annuity payments from the retirement system based on annual investment performance in accordance with s. 40.27, Wis. Stat. An increase (or decrease) in annuity payments may result when investment gains (losses), together with other actuarial experience factors, create a surplus (shortfall) in the reserves, as determined by the system's consulting actuary. Annuity increases are not based on cost of living or other similar factors. For Core annuities, decreases may be applied only to previously granted increases. By law, Core annuities cannot be reduced to an amount below the original, guaranteed amount (the "floor") set at retirement. The Core and Variable annuity adjustments granted during recent years are as follows:

Year	Core Fund	Variable
2008	6.6%	0.0%
2009	(2.1%)	(42.0%)
2010	(1.3%)	22.0%
2011	(1.2%)	11.0%
2012	(7.0%)	(7.0%)
2013	(9.6%)	9.0%
2014	4.7%	25.0%
2015	2.9%	2.0%
2016	0.5%	(5.0%)
2017	2.0%	4.0%

WOOD COUNTY, WISCONSIN
NOTES TO FINANCIAL STATEMENTS
December 31, 2018

IV – DETAIL NOTES ON ALL FUNDS (continued)

NOTE B – Liabilities (continued)

1. Pension Plan Obligations and Post-employment Benefits (continued)

Employee Retirement Plan (continued)

Contributions – Required contributions are determined by an annual actuarial valuation in accordance with Chapter 40 of the Wisconsin Statutes. The employee required contribution is one-half of the actuarially determined contribution rate for general category employees, including teachers, and executives and elected officials. Required contributions for protective employees are the same rate as general employees. Employers are required to contribute the remainder of the actuarially determined contribution rate. The employer may not pay the employee required contribution unless provided for by an existing collective bargaining agreement.

During the reporting period, the WRS recognized \$2,020,345 in contributions from the employer.

Employee Category	Employee	Employer
General (Including Teachers, Executives & Electected Officials)	6.70%	6.70%
Protective with Social Security	6.70%	10.70%
Protective without Social Security	6.70%	14.90%

Pension Liabilities, Pension Expense, and Deferred Outflows of Resources and Deferred Inflows of Resources Related to Pensions – At December 31, 2018, the County reported an asset of \$5,735,570 for its proportionate share of the net pension asset. The net pension asset was measured as of December 31, 2017, and the total pension liability used to calculate the net pension asset was determined by an actuarial valuation as of December 31, 2016, rolled forward to December 31, 2017. No material changes in assumptions or benefit terms occurred between the actuarial valuation date and the measurement date. The County’s proportion of the net pension asset was based on the County’s share of contributions to the pension plan relative to the contributions of all participating employers. At December 31, 2017, the County’s proportion was 0.19317418% which was an increase of 0.00143325% from its proportion measured as of December 31, 2016.

For the year ended December 31, 2018, the County recognized pension expense of \$2,712,167.

WOOD COUNTY, WISCONSIN
NOTES TO FINANCIAL STATEMENTS
December 31, 2018

IV – DETAIL NOTES ON ALL FUNDS (continued)

NOTE B – Liabilities (continued)

1. Pension Plan Obligations and Post-employment Benefits (continued)

Employee Retirement Plan (continued)

At December 31, 2018, the County reported deferred outflows of resources and deferred inflows of resources related to pensions from the following sources:

	Deferred Outflows of Resources	Deferred Inflows of Resources
Differences between expected and actual experience	\$ 7,287,185	\$ (3,408,703)
Changes in assumptions	1,133,236	-
Net differences between projected and actual earnings on pension plan investments	-	(7,883,009)
Changes in proportion and differences between employer contributions and proportionate share of contributions	92,412	-
Employer contributions subsequent to the measurement date	2,020,345	
	\$ 10,533,178	\$ (11,291,712)

\$2,020,345 reported as deferred outflows related to pension resulting from the County's contributions subsequent to the measurement date will be recognized as a reduction of the net pension liability in the year ended December 31, 2019. Other amounts reported as deferred outflows of resources and deferred inflows of resources related to pension will be recognized in pension expense as follows:

Year Ended December 31:	Net Deferred Outflows (Inflows) of Resources
2019	\$ 667,210
2020	(17,074)
2021	(1,956,394)
2022	(1,486,390)
2023	13,769

WOOD COUNTY, WISCONSIN
NOTES TO FINANCIAL STATEMENTS
December 31, 2018

IV – DETAIL NOTES ON ALL FUNDS (continued)

NOTE B – Liabilities (continued)

1. Pension Plan Obligations and Post-employment Benefits (continued)

Employee Retirement Plan (continued)

Actuarial Assumptions – The total pension liability in the December 31, 2016, actuarial valuation was determined using the following actuarial assumptions, applied to all periods included in the measurement:

Actuarial valuation date	December 31, 2016
Measurement date of net pension asset	December 31, 2017
Actuarial cost method	Entry Age
Asset valuation method	Fair market value
Long-term expected rate of return	7.20%
Discount rate	7.20%
Salary increases:	
Inflation	3.20%
Seniority/Merit	0.2% - 5.6%
Mortality	Wisconsin 2012 Mortality Table
Post-retirement adjustments*	2.10%

** No post-retirement adjustment is guaranteed. Actual adjustments are based on recognized investment return, actuarial experience, and other factors. 2.1% is the assumed annual adjustment based on the investment return assumption and the post-retirement discount rate.*

Actuarial assumptions are based upon an experience study conducted in 2015 using experience from 2012 – 2014. The total pension liability for December 31, 2017, is based upon a roll-forward of the liability calculated from the December 31, 2016, actuarial valuation.

Long-term expected Return on Plan Assets: The long-term expected rate of return on pension plan investments was determined using a building-block method in which best-estimate ranges of expected future real rates of return (expected returns, net of pension plan investment expense and inflation) are developed for each major asset class. These ranges are combined to produce the long-term expected rate of return by weighting the expected future real rates of return by the target asset allocation percentage and by adding expected inflation. The target allocation and best estimates of arithmetic real rates of return for each major asset class are summarized in the following table:

WOOD COUNTY, WISCONSIN
NOTES TO FINANCIAL STATEMENTS
December 31, 2018

IV – DETAIL NOTES ON ALL FUNDS (continued)

NOTE B – Liabilities (continued)

1. Pension Plan Obligations and Post-employment Benefits (continued)

Employee Retirement Plan (continued)

<u>Core Fund Asset Class</u>	<u>Asset Allocation %</u>	<u>Long-Term Expected Nominal Rate of Return</u>	<u>Long-Term Real Rate of Return</u>
Global Equities	50%	8.2%	5.3%
Fixed Income	24.5%	4.2%	1.4%
Inflation Sensitive Assets	15.5%	3.8%	1.0%
Real Estate	8%	6.5%	3.6%
Private Equity / Debt	8%	9.4%	6.5%
Multi-asset	4%	6.5%	3.6%
Total Core Fund	<u>110%</u>	<u>7.3%</u>	<u>4.4%</u>
<u>Variable Fund Asset Class</u>			
US Equities	70%	7.5%	4.6%
International Equities	30%	7.8%	4.9%
Total Variable Fund	<u>214%</u>	<u>7.3%</u>	<u>4.4%</u>

Single Discount Rate: A single discount rate of 7.20% was used to measure the total pension liability. This single discount rate was based on the expected rate of return on pension plan investments of 7.20% and a long-term bond rate of 3.31%. Because of the unique structure of WRS, the 7.20% expected rate of return implies that a dividend of approximately 2.1% will always be paid. For purposes of the single discount rate, it was assumed that the dividend would always be paid. The projection of cash flows used to determine this single discount rate assumed that plan member contributions will be made at the current contribution rate and that employer contributions will be made at rates equal to the difference between actuarially determined contribution rates and the member rate. Based on these assumptions, the pension plan's fiduciary net position was projected to be available to make all projected future benefit payments (including expected dividends) of current plan members. Therefore, the long-term expected rate of return on pension plan investments was applied to all periods of projected benefit payments to determine the total pension liability.

WOOD COUNTY, WISCONSIN
NOTES TO FINANCIAL STATEMENTS
December 31, 2018

IV – DETAIL NOTES ON ALL FUNDS (continued)

NOTE B – Liabilities (continued)

1. Pension Plan Obligations and Post-employment Benefits (continued)

Employee Retirement Plan (continued)

Sensitivity of the County's Proportionate Share of the Net Pension Liability (Asset) to Changes in the Discount Rate: The following presents the County's proportionate share of the net pension liability (asset) calculated using the discount rate of 7.20 percent, as well as what the County's proportionate share of the net pension liability (asset) would be if it were calculated using a discount rate that is 1-percentage-point lower (6.20 percent) or 1-percentage-point higher (8.20 percent) than the current rate:

	1% Decrease to Discount Rate (6.20%)	Current Discount Rate (7.20%)	1% Increase to Discount Rate (8.20%)
County's proportionate share of the net pension liability (asset)	\$ 14,839,879	\$ (5,735,570)	\$ (21,373,549)

Pension Plan Fiduciary Net Position – Detailed information about the pension plan's fiduciary net position is available in separately issued financial statements available at <http://etf.wi.gov/publications/cafr.htm>.

Payables to the Pension Plan – At December 31, 2018, the County reported a payable of \$305,808 for the outstanding amount of contributions to the pension plan required for the year ended December 31, 2018.

Post-employment Benefits

The County provides other postemployment benefits (OPEB) for regular employees through a single-employer defined benefit plan OPEB plan. An employee hired before January 1, 2019 and with at least 15 consecutive years of employment with the County, who becomes eligible for WRS benefits, and who applies for WRS benefits within 30 days of the last day they reported to work, shall be allowed to use up to 100 days of accumulated sick leave at the rate in effect at the time of retirement to use for health insurance premiums. The employee is able to participate in the retiree medical plan if they pay 100% of the retiree premium. If at the time of retirement, an employee had family coverage under the plan, the spouse and eligible dependents may continue in the plan if they pay 100% of the family premium. The benefit provisions are established through collective bargaining and employment agreements. The plan does not issue a stand-alone financial report.

WOOD COUNTY, WISCONSIN
NOTES TO FINANCIAL STATEMENTS
December 31, 2018

IV – DETAIL NOTES ON ALL FUNDS (continued)

NOTE B – Liabilities (continued)

1. Pension Plan Obligations and Post-employment Benefits (continued)

Membership of the plan consisted of 19 retirees receiving benefits and 481 active plan members at December 31, 2017.

The County’s total OPEB liability at December 31, 2018 was \$2,871,797. The total OPEB liability was measured as of December 31, 2017, and was determined by an actuarial valuation as of that date. The total OPEB liability was determined using the following assumptions and other inputs, applied to all periods included in the measurement, unless otherwise specified:

Inflation	2.5%
Salary increases:	
Inflation	3.0%
Merit	0.4% - 4.8%
Health Care Cost	7.5% decreasing by 0.5% down to 6.5%, then by 0.1% per year down to 5.0% and level thereafter
Discount Rate	3.5%
Mortality	Wisconsin 2012 Mortality Table
Actuarial assumptions	Based on an experience study conducted in 2015 using WRS experience from 2012-2014

The 3.5 percent discount rate used to measure the total OPEB liability was determined by the actuary at Bond Buyer Go for a 20-year AA municipal bond as of December 31, 2017.

Changes in the total OPEB liability for the year ended December 31, 2018, are as follows:

Balance at December 31, 2017	<u>\$ 2,517,776</u>
Changes for the year;	
Service cost	261,326
Interest	92,695
Benefit payments	<u>-</u>
Net Changes	<u>354,021</u>
Balance at December 31, 2018	<u><u>\$ 2,871,797</u></u>

WOOD COUNTY, WISCONSIN
NOTES TO FINANCIAL STATEMENTS
December 31, 2018

IV – DETAIL NOTES ON ALL FUNDS (continued)

NOTE B – Liabilities (continued)

1. Pension Plan Obligations and Post-employment Benefits (continued)

The following presents the total OPEB liability of the County, as well as what the County’s total OPEB liability would be if it were calculated using a discount rate that is 1.0 percentage point lower (2.5%) or 1.0 percentage higher (4.5%) than the current rate:

	1.0% Decrease to Discount Rate (2.5%)	Current Discount Rate (3.5%)		1.0% Increase to Discount Rate (4.5%)
County's total OPEB liability	\$ 3,101,461	\$ 2,871,797	\$	2,655,973

The following represents the County’s total OPEB liability calculated using the healthcare cost trend rate of 7.5% decreased to 5.0%, as well as what the County’s total OPEB liability would be if it were calculated using the healthcare cost trend rate that is 1 percentage point lower (6.5% decreasing to 4.0%) or 1 percentage point higher (8.5% decreasing to 6.0%) than the current rate:

	1.0% Decrease to (6.5% decreasing to 4.0%)	Healthcare Cost Trend Rates (7.5% decreasing to 5.0%)		1.0% Increase to (8.5% decreasing to 6.0%)
County's total OPEB liability	\$ 2,587,936	\$ 2,871,797	\$	3,209,285

For the year ended December 31, 2017, the County, recognized OPEB expense of \$354,021. At December 31, 2018, the County reported deferred outflows of resources related to OPEB from the following sources:

		Deferred Outflows of Resources
County's contributions subsequent to the measurement date	\$	106,442

The amount of \$106,442 reported as deferred outflows of resources related to OPEB resulting from the County’s contributions subsequent to the measurement date will be recognized as a reduction of the total OPEB liability in the year ended December 31, 2019.

WOOD COUNTY, WISCONSIN
NOTES TO FINANCIAL STATEMENTS
December 31, 2018

IV – DETAILED NOTES ON ALL FUNDS (continued)

NOTE B – Liabilities (continued)

2. Other Employee Benefits

Health and Workers' Compensation

The County has chosen to establish risk-financing funds for risks associated with the employees' health and workers' compensation insurance plans. These risk-financing funds are accounted for as internal service funds where assets are set aside for claim settlements. A premium is charged to each fund that accounts for part-time or full-time employees.

The County provides health insurance coverage for its employees for up to \$100,000 per person per insured event. The County obtains independent coverage for insured events in excess of the \$100,000 limit and a County aggregate total of \$10,714,349 per year. The County provides workers' compensation coverage for its employees up to the statutory limit.

Liabilities include an amount for claims that have been incurred but not reported (IBNRs). IBNRs have been calculated by estimating three months of claims for employee health. IBNR's for worker's compensation uses estimated medical, indemnity and other expense reserves for specific cases for all open years. This calculation takes in the effects of inflation and recent claim settlement trends.

Changes in the balances of claim liabilities (IBNRs) for the past two years are as follows:

	Worker's Compensation		Employee Health Plan	
	2018	2017	2018	2017
Beginning balance	\$ 63,059	\$ 105,466	\$ 749,832	\$ 677,677
Claims incurred	217,734	165,491	10,179,493	10,234,868
Claims paid	154,929	207,898	10,334,128	10,162,713
Ending balance	\$ 125,864	\$ 63,059	\$ 595,197	\$ 749,832

3. Claims and Judgments

Risk Management

The County is exposed to various risks of loss related to torts; theft of, damage to, and destruction of assets; errors and omissions; and natural disasters. The County manages these risks through the purchase of various forms of commercial insurance. Some of those commercial insurance policies have established deductible amounts whereby the County would be responsible for the portion of claims, losses and damages under the deductible limits. All funds participate in the coverage provided by the commercial insurance carriers for general liability and property coverage.

There were no significant reductions in insurance coverage from the prior year. There have been no insurance settlements in the last three years (2016 – 2018) that exceeded insurance coverage.

WOOD COUNTY, WISCONSIN
NOTES TO FINANCIAL STATEMENTS
December 31, 2018

IV – DETAILED NOTES ON ALL FUNDS (continued)

NOTE B – Liabilities (continued)

3. Claims and Judgments (continued)

Risk Management (continued)

Professional Liability Insurance

Human Services Inpatient and Outpatient Care and Edgewater Haven Nursing Home's professional liability insurance for claim losses (limits listed below) covers professional liability claims incurred during a policy year (occurrence-base coverage). The professional liability insurance policy is renewable annually and has been renewed by the insurance carrier for the annual period extending through the dates listed below.

		Human Services Inpatient and Outpatient Care	Edgewater Haven Nursing Home
Limits	Per Claim	\$ 1,000,000	\$ 1,000,000
	Annual Aggregate	3,000,000	3,000,000
	Umbrella	3,000,000	-
Renewed through		January 1, 2019	January 1, 2019

4. Lease Obligations (Capital and Operating)

Operating Leases

Wood County Human Services leases group homes, office space and various items of office equipment that are classified as operating leases.

Future minimum payments, by year and in the aggregate, under non-cancelable operating leases with initial or remaining terms in excess of one year, at December 31, 2018, consist of the following:

<u>Year Ended December 31</u>	
2019	4,215
2020	<u>2,072</u>
	<u>\$ 6,287</u>

Human Services rental expense amounted to \$109,806 and \$180,812 for 2018 and 2017 respectively.

WOOD COUNTY, WISCONSIN
NOTES TO FINANCIAL STATEMENTS
December 31, 2018

IV – DETAILED NOTES ON ALL FUNDS (continued)

NOTE B – Liabilities (continued)

4. Lease Obligations (Capital and Operating)(continued)

Capital Leases

General County departments, as lessees, lease various pieces of equipment for monthly payments.

The assets acquired through capital leases are as follows:

	Governmental Activities
Machinery and equipment	\$ 96,063
Less: Value below capitalization level	(24,667)
Less: Accumulated depreciation	(28,774)
Total	<u>\$ 42,622</u>

WOOD COUNTY, WISCONSIN
NOTES TO FINANCIAL STATEMENTS
December 31, 2018

IV – DETAILED NOTES ON ALL FUNDS (continued)

NOTE B – Liabilities (continued)

5. Long-Term Obligations

A detail of the County’s indebtedness follows:

	Outstanding 12/31/2018
<u>General Obligation Bonds:</u>	
2012 tax exempt bonds due in annual installments of between \$370,000 to \$425,000 through 10/1/2021; interest at 2.00% Notes were issued to finance remodeling costs of \$2,855,000 for the nursing home and to advance refund the 2011 \$755,000 tax exempt notes	\$ 1,260,000
2014 general obligation promissory notes with installments between \$395,000 to \$690,000 through 10/01/24 interest between 2.0% to 4.0% Notes were issued to fund \$4.825 million of highway construction in 2015	2,905,000
2015 general obligation promissory notes with installments between \$380,000 to \$840,000 through 10/01/24 interest between 2.0% to 2.5% Notes were issued to fund \$4.785 million of highway construction in 2016, fund \$1.02 million of a STEM addition at UW Marshfield/Wood County, and refinance the State Trust Fund Loan for \$880,000	4,825,000
2016 general obligation promissory notes with installments between \$775,000 to \$1,175,000 through 10/01/26 interest between 1.0% to 2.0% Notes were issued to fund \$4.73 million of highway construction in 2017, and fund \$5.0 million of Courthouse and River Block building renovations	8,140,000
2017 general obligation promissory notes with installments between \$495,000 to \$600,000 through 10/01/27 interest between 1.0% to 2.0% Notes were issued to fund \$2.5 million of highway construction in 2018, fund \$1.19 million of Constructions in Progress, and \$1.75 million refinance of State Trust Fund Loans which were paid in 2018	4,920,000
2018 general obligation promissory notes with installments between \$345,000 to \$385,000 through 10/01/28 interest is 3.0% Notes were issued to fund \$2.3 million of highway construction in 2019, fund \$1.14 million of Constructions in Progress	3,440,000
Total Indebtedness	\$ 25,490,000

General obligation bonds/ notes are secured by the full faith and credit and unlimited taxing power of the County and will be retired by future property tax levies and resources accumulated in the Debt Service Fund.

Legal debt margin

The government is subject to a debt limit that is 5 percent of the full valuation of taxable real property. At December 31, 2018 that amount was \$261,706,982. As of December 31, 2018 the total outstanding debt applicable to the limit was \$25,438,539 which is 9.72 percent of the total debt limit.

WOOD COUNTY, WISCONSIN
NOTES TO FINANCIAL STATEMENTS
December 31, 2018

IV – DETAILED NOTES ON ALL FUNDS (continued)

NOTE B – Liabilities (continued)

5. Long-Term Obligations (continued)

The long-term obligations of the County are as follows:

<u>Type</u>	<u>Restated Balance January 1</u>	<u>Additions</u>	<u>Removals</u>	<u>Balance December 31</u>	<u>Due Within One Year</u>
Governmental activities					
General obligation bonds/notes	\$ 24,905,000	\$ 3,440,000	\$ 2,855,000	\$ 25,490,000	\$ 3,400,000
State Trust Fund Loan	1,750,000	-	1,750,000	-	-
Premium on bonds/notes	819,014	39,236	99,810	758,440	-
Net general obligation bonds/notes	27,474,014	3,479,236	4,704,810	26,248,440	3,400,000
Capital leases-DOT	127,408	50,708	-	178,116	-
Capital leases	37,018	29,827	12,301	54,544	18,898
Total OPEB liability	1,670,479	243,366	-	1,913,845	-
Net pension liability	1,157,318	-	1,157,318	-	-
Compensated absences	4,750,108	1,539,631	1,646,223	4,643,516	1,679,147
Total governmental activities long-term obligations	35,216,345	5,342,768	7,520,652	33,038,461	5,098,045
Business-type activities:					
Total OPEB liability	847,297	110,655	-	957,952	-
Net pension liability	425,016	-	425,016	-	-
Compensated absences	1,872,793	417,553	526,564	1,763,782	537,095
Total Business-type activities long-term obligations	3,145,106	528,208	951,580	2,721,734	537,095
Total - All activities	\$ 38,361,451	\$ 5,870,976	\$ 8,472,232	\$ 35,760,195	\$ 5,635,140

Payments of governmental fund debt are made by the debt service fund. Governmental vested employee benefits and compensated absences will be liquidated by the General Fund.

The County has acquired three vehicles financed 80 percent through lease agreements with the Wisconsin Department of Transportation. The leases will be deemed settled when the County has satisfied use agreements to include mileage and years.

Aggregate cash flow requirements for the retirement of general obligation long-term principal and interest on December 31, 2018, follows:

<u>Year</u>	<u>Principal</u>	<u>Interest</u>	<u>Total</u>
2019	\$ 3,400,000	\$ 568,619	\$ 3,968,619
2020	3,430,000	505,532	3,935,532
2021	3,510,000	429,282	3,939,282
2022	3,165,000	346,083	3,511,083
2023	3,235,000	279,158	3,514,158
2024-2028	8,750,000	458,450	9,208,450
Totals	\$ 25,490,000	\$ 2,587,124	\$ 28,077,124

WOOD COUNTY, WISCONSIN
NOTES TO FINANCIAL STATEMENTS
December 31, 2018

IV – DETAIL NOTES ON ALL FUNDS (continued)

NOTE C – Interfund Receivables and Payables and Interfund Transfers

The individual interfund receivable and payable balances at December 31, 2018, are as follows:

<u>Fund</u>	<u>Interfund Receivables</u>	<u>Interfund Payables</u>
General Fund		\$ 3,938,531
<u>Special Revenue Funds</u>		
Human Services	748,336	
Nonmajor	1,031,684	189,179
Debt Service Fund	51,461	
Capital Projects Fund	3,661,368	
<u>Enterprise Funds</u>		
Edgewater	429,341	
Norwood		2,387,276
Highway		2,249,491
<u>Internal Services Funds</u>		
Workers Compensation	2,196,127	
Health Benefits		1,282,234
Building Maintenance	796,421	
Other Post-employment benefits	1,093,666	
PC Replacement	38,307	
 Totals	 <u>\$ 10,046,711</u>	 <u>\$ 10,046,711</u>

Balances represent other funds' share of cash that is pooled in the General Fund. Interfund payable balances are recouped with the collection of year-end net receivables over payables.

WOOD COUNTY, WISCONSIN
NOTES TO FINANCIAL STATEMENTS
December 31, 2018

IV – DETAIL NOTES ON ALL FUNDS (continued)

NOTE C – Interfund Receivables and Payables and Interfund Transfers (continued)

<u>Fund Type</u>	<u>Transfers In</u>	<u>Transfers Out</u>
<u>Governmental</u>		
<u>Major</u>		
General Fund to/from Human Services	\$ 1,681,385	\$ -
General Fund to Highway	-	1,286,555
General Fund to Norwood	-	477,084
General Fund to Edgewater		140,298
General Fund to/from Child Support	48,536	-
Total General Fund	1,729,921	1,903,937
Human Services to/from General Fund	-	1,681,385
Child Support to/from General Fund	-	48,536
Capital Projects Fund to/from Highway	1,286,555	
<u>Business-type Major Funds</u>		
Edgewater from General Fund	140,298	-
Norwood Health Center	477,084	-
Highway from General Fund		-
Totals	<u>\$ 3,633,858</u>	<u>\$ 3,633,858</u>

The General Fund transferred \$140,298 to Edgewater Haven Nursing Home and \$477,084 to Norwood Health Center to replenish working capital depleted by revenue shortfalls. The Child Support Fund transferred \$48,536 and Human Services Fund transferred \$1,681,385 to the General Fund due to unneeded tax levy subsidy due to a net surplus in program revenues less program expenditures. The Capital Projects received a transfer of \$1,286,555 from Highway Governmental.

WOOD COUNTY, WISCONSIN
NOTES TO FINANCIAL STATEMENTS
December 31, 2018

NOTE D – Fund Equity

1. Restatement of Beginning Fund Equity

The County implemented GASB 75 as of January 1, 2018. The County also moved the activities of the Norwood Health Center from a Special Revenue Fund to an Enterprise Fund as of January 1, 2018. The impact on all equities as of January 1, 2018 are as follows:

	As Previously Reported 12/31/2017	Implement GASB 75	Reclassify Norwood from Special Revenue to Business Type	Restated Balances 12/31/2017
<u>Governmental Activities</u>				
General Fund	\$ 17,541,031	\$ -	\$ -	\$ 17,541,031
Human Services	(1,199,308)	-	1,355,640	156,332
Other Governmental Funds	6,833,572	-	-	6,833,572
Total Governmental Funds	23,175,295	-	1,355,640	24,530,935
Reconciling items between governmental funds balance sheet and the government-wide statement of net position				
Governmental capital assets	83,358,873	-	(1,571,227)	81,787,646
Deferred delinquent taxes	432,160	-	-	432,160
Deferred Human Services charges	1,638,882	-	(910,440)	728,442
Internal Service Funds	21,073,871	-	-	21,073,871
Governmental Long-term liabilities	(28,448,857)	-	5,190	(28,443,667)
Governmental L-T liabilities-OPEB	(5,072,634)	2,536,023	866,131	(1,670,480)
Total Governmental Entity-Wide	96,157,590	2,536,023	(254,706)	98,438,907
<u>Business-Type</u>				
Edgewater Haven Nursing Home	2,737,855	609,313	-	3,347,168
Norwood Health Center	-	522,176	254,706	776,882
Highway	5,483,503	154,828	-	5,638,331
Total Proprietary Funds	8,221,358	1,286,317	254,706	9,762,381
Reconciling items between proprietary funds balance sheet and government-wide statement of net position				
Internal Service Funds	12,214	-	-	12,214
Total Business-Type Funds	8,233,572	1,286,317	254,706	9,774,595
Total	\$ 104,391,162	\$ 3,822,340	\$ -	\$ 108,213,502

WOOD COUNTY, WISCONSIN
NOTES TO FINANCIAL STATEMENTS
December 31, 2018

IV – DETAIL NOTES ON ALL FUNDS (continued)

NOTE D – Fund Equity (continued)

1. Allocations of Fund Equity

Following is more detailed information on the governmental fund balances:

WOOD COUNTY, WISCONSIN
NOTES TO FINANCIAL STATEMENTS
December 31, 2018

	General Fund	Human Services	Other Governmental Funds	Total
Nonspendable for:				
Inventory	\$ 3,536	\$ -	\$ -	\$ 3,536
Prepays	355,892	21,128	-	377,020
Delinquent Taxes	833,573	-	-	833,573
Restricted for				
Debt Service	-	-	51,461	51,461
Capital Projects	-	-	3,661,368	3,661,368
Committed to:				
Clerk Elections	255,089			255,089
Building Numbering	6,597	-	-	6,597
Police Radio	10,853			10,853
Public Health WIC	4,230	-	-	4,230
Health-Grants	17,030	-	-	17,030
Health-Dental Sealants	31,596	-	-	31,596
Health-Sanitation	162,550	-	-	162,550
HR Labor Relations	71,854	-	-	71,854
Land Conservation	22,808	-	-	22,808
Census Redistricting	4,500	-	-	4,500
Permits & Fines	3,009	-	-	3,009
Property & Liability Ins	122,703	-	-	122,703
Reg of Deeds-Redaction	15,800	-	-	15,800
Indian Law Enforcement	59,633	-	-	59,633
Electronic Monitoring	391,543	-	-	391,543
Jail Surcharge	133,842	-	-	133,842
Voice-Over IP	58,818	-	-	58,818
UW Ext Project Accounts	114,623	-	-	114,623
Veteran's Relief	4,995	-	-	4,995
Veteran's Relief Donations	3,129			3,129
Victim Witness Task Force	5,990			5,990
UW Marshfield	27,620	-	-	27,620
Assigned to:				
Aging & Disability Services	-	-	55,265	55,265
Forestry Roads	-	-	5,996	5,996
Wildlife Habitat	-	-	1,450	1,450
Forests State Aid	-	-	317,707	317,707
Parks State Aid	-	-	25,996	25,996
Parks Capital Projects	-	-	355,325	355,325
Powers Bluff	-	-	(36,267)	(36,267)
Parks	-	-	16,797	16,797
Land Records	-	-	150,521	150,521
Private Sewage	-	-	48,529	48,529
DNR Grants	-	-	(2,188)	(2,188)
DATCP Grants	-	-	-	-
Non Metallic Mining	-	-	31,993	31,993
Milcreek	-	-	22,000	22,000
Land Conservation	-	-	28,965	28,965
Transportation & Economic Development	-	-	38,728	38,728
Sheriff and Corrections	-	-	93,875	93,875
County Highways	1,851,426	-	-	1,851,426
Unassigned	15,350,164	27,634	-	15,377,798
	<u>\$ 19,923,403</u>	<u>\$ 48,762</u>	<u>\$ 4,867,521</u>	<u>\$ 24,839,686</u>

WOOD COUNTY, WISCONSIN
NOTES TO FINANCIAL STATEMENTS
December 31, 2018

V – OTHER INFORMATION

Note A – Joint Ventures and Jointly Governed Organizations

Marshfield Fairgrounds Commission

The Marshfield Fairgrounds Commission is a joint venture between the Wood County Board of Supervisors and the City of Marshfield Common Council for the improvement, maintenance, repair and operation of the Marshfield Fairgrounds. The Commission Board consists of six members: three county board supervisors who are appointed by the chairman of the Wood County Board with the approval of the county board and three aldermen from the City of Marshfield who are appointed by the mayor with approval of the council. The Fairgrounds Commission has the full, complete and exclusive jurisdiction of the fairgrounds. Wood County is providing funds for the construction, improvement, repair and maintenance of the buildings located on the Marshfield Fairgrounds, other than such properties owned by third parties, while the City of Marshfield is to provide the necessary funds for the maintenance of the land, exclusive of the buildings and similar structures. Any buildings or structures constructed upon the fairgrounds by the Commission become the property of the City of Marshfield. In 2018, the County paid \$25,000 to the Commission. Complete, separate financial statements for the Fairgrounds Commission may be obtained through the Secretary/Treasurer of the Commission.

University Commission: UW-Marshfield/Wood County

The University Commission: UW-Marshfield/Wood County (Commission) is a joint venture between the Wood County Board of Supervisors and the Common Council of the City of Marshfield for the purchase of the site and construction of said center, and the care, custody, maintenance, improvement and repair of the lands and buildings during its operation as a University Extension Center. The Commission Board consists of six members: three county board supervisors who are appointed by the chairman of the Wood County Board with approval of the county board and three aldermen from the City of Marshfield who are appointed by the mayor with approval of the council. Before September of every year, the Commission submits to the Wood County Board and the Marshfield Common Council a budget indicating the amount needed from each governing body to defray the costs of maintenance, care, custody, repair and improvement of the buildings and premises of the University of Wisconsin – Marshfield/Wood County for the ensuing year. In 2018, the County paid \$160,372 (\$48,082 operations and \$112,290 capital projects) to the Commission for its share of expenditures. Complete, separate financial statements for the University Commission: UW-Marshfield/Wood County may be obtained at:

UW-Marshfield/Wood County
Assistant Campus Dean of Administrative Services
2000 West 5th Street
Marshfield, WI 54449.

WOOD COUNTY, WISCONSIN
NOTES TO FINANCIAL STATEMENTS
December 31, 2018

V – OTHER INFORMATION (continued)

Note A – Joint Ventures and Jointly Governed Organizations (continued)

Aging and Disability Resource Center of Central Wisconsin (ADRC-CW)

Wood County joined with Marathon County to jointly administer an ADRC Grant from the State of Wisconsin in 2007. An intergovernmental agreement was signed setting up the structure of the Aging and Disability Resource Center of Central Wisconsin (ADRC-CW). Langlade and Lincoln Counties joined the ADRC-CW in 2011. The ADRC-CW Board consists of three representatives from each county, two of which need to be county board members. There are also three citizen members on the ADRC-CW board. The Wood County Elderly Transportation program, which was being administered by the ADRC-CW was transferred to the Wood County Human Services Department at the start of 2013.

In accordance with the intergovernmental agreement, Wood County provides one third of the tax levy support for the joint operation. For 2018 Wood County provided \$198,278 of the total tax levy support.

Complete, separate financial statements for the Aging and Disability Resource Center of Central Wisconsin may be obtained at the Finance Department, Marathon County, 500 Forest Street, Wausau, WI 54403.

Inclusa of Central Wisconsin

Wood County is a participant with nine other Counties in Inclusa, a regional entity created to provide long-term care services to eligible residents in the three counties. Wood County appoints three of the nine-member Inclusa Board. Wood County has no equity interest in the Inclusa and any obligations or debt of the Inclusa, are not the obligations or debts of any county that created the entity. The County received revenue of \$91,341 for Transportation and \$36,722 for the Outpatient Clinic from Inclusa In 2018.

Note B – Contingencies

The County participates in a number of intergovernmental grant programs, which have various requirements, and are subject to audit by the awarding agencies. Such audits may result in reimbursements of funds advanced or disallowance of program expenditures. The County believes the amount of reimbursement or disallowance, if any, would be immaterial.

There are several lawsuits pending in which the County is involved. The County's Corporation Counsel estimates the potential claims resulting from litigation against the County that are not covered by insurance would not materially affect the financial statements of the County.

REQUIRED
SUPPLEMENTARY
INFORMATION

REQUIRED
SUPPLEMENTARY
INFORMATION

THIS PAGE LEFT BLANK INTENTIONALLY

REQUIRED SUPPLEMENTARY INFORMATION

**SCHEDULE OF CHANGES IN THE COUNTY'S TOTAL OPEB LIABILITY AND RELATED RATIOS
LAST 10 YEARS***

2018

Measurement date	12/31/2017
Total OPEB Liability	
Service Cost	\$ 261,326
Interest	921,695
Benefit payments	-
Net change in total OPEB liability	354,021
Total OPEB liability - Beginning	2,517,776
Total OPEB liability - Ending	\$ 2,871,797

Covered-employee payroll	\$ 27,477,112
Total OPEB Liability as a percentage of covered-employee payroll	10.45%

Notes to Schedule:

Benefit changes: There were no changes of benefit terms.

Changes of assumptions: There were no changes in assumptions

*This schedule is intended to present information for the last 10 years. Additional information will be presented as it becomes available

REQUIRED SUPPLEMENTARY INFORMATION

SCHEDULE OF EMPLOYER CONTRIBUTIONS
WISCONSIN RETIREMENT SYSTEM (WRS)
Last Ten Fiscal Years

	2018	2017	2016	2015
Contractually required contribution for the fiscal period	\$ 2,020,345	\$ 1,965,759	\$ 1,807,110	\$ 1,849,753
Contributions in relation to the contractually required contribution	<u>\$ (2,020,345)</u>	<u>\$ (1,965,759)</u>	<u>\$ (1,807,110)</u>	<u>\$ (1,849,753)</u>
Contributed deficiency (excess)	<u>\$ -</u>	<u>\$ -</u>	<u>\$ -</u>	<u>\$ -</u>
County's covered payroll for the fiscal period	<u>\$ 28,594,962</u>	<u>\$ 27,476,211</u>	<u>\$ 26,643,092</u>	<u>\$ 26,166,131</u>
Contributions as a percentage of covered payroll	7.07%	7.15%	6.78%	7.07%

Notes to the schedules:

Changes of benefit terms: There were no changes of benefit terms for any participation employer in WRS

Changes of assumptions: There were no changes in the assumptions

SCHEDULE OF THE EMPLOYER'S PROPORTIONATE
SHARE OF THE NET PENSION LIABILITY (ASSET)
WISCONSIN RETIREMENT SYSTEM (WRS)
Last Ten Fiscal Years

	2018	2017	2016	2015
Measurement date	12/31/2017	12/31/2016	12/31/2015	12/31/2014
County's proportion of the net pension liability (asset)	0.19317418	0.19174093	0.19334645	0.19601525
County proportionate share of the net pension liability (asset)	\$ (5,735,570)	\$ 1,580,403	\$ 3,141,843	\$ (4,814,671)
County's covered payroll during the measurement period	\$ 27,476,211	\$ 26,643,092	\$ 26,166,131	\$ 25,864,506
County's proportionate share of the net pension liability (asset) as a percentage of its covered payroll	-20.87%	5.93%	12.01%	-18.61%
Plan fiduciary net position as a percentage of the total pension liability	102.93%	99.12%	98.20%	102.74%

Information for the last ten years will be shown as the data becomes available. 2015 was the 1st year of implementation.

COMBINING AND
INDIVIDUAL
FUND
STATEMENTS
AND SCHEDULES

COMBINING AND
INDIVIDUAL FUND
STATEMENTS AND
SCHEDULES

THIS PAGE LEFT BLANK INTENTIONALLY

WOOD COUNTY, WISCONSIN

NON-MAJOR GOVERNMENTAL FUNDS

SPECIAL REVENUE FUNDS

Special revenue funds are used to account for the proceeds from specific revenue sources (other than expendable trust or major capital projects) that are either restricted or committed to use for specific purposes. During 2018, the County had the following non-major special revenue funds:

Aging & Disability Resource Center – to account for the County’s share of the joint venture with Marathon, Lincoln and Langlade to provide education, advocacy and access to services to lessen the impact of aging and disabilities in the lives of adults. Funding is provided through Tax Levy.

Child Support Fund – to account for the provisions of services to County residents in the areas of child support enforcement, paternity establishment and medical support enforcement. Funding is provided through federal and state grants.

Parks:

Forestry Roads Fund – to account for the costs related to the improvement of public roads within the County forests, which are open and used for travel. Funding is provided through state grants.

Forests State Aid Fund – to account for the costs related to the purchase, development, preservation and maintenance of County forestlands. Funding is provided through state grants.

Parks State Aid Fund – to account for the costs related to the maintenance and construction of ATV and snowmobile trails. Funding is provided through state grants.

Wildlife Habitat Fund – to account for expenditures related to wildlife management operations on County forest lands, limited to approved projects designed to benefit wildlife and the natural environment. Funding is provided through state grants.

Parks Capital Projects – to account for the costs and funding of parks capital projects where the total project costs are shared between the County and the State. Funding is provided by state grants and parks revenues; typically timber sales.

Planning and Zoning:

Land Records Fund – to account for the modernization of land information using tools such as Geographic Information Systems (GIS) and document imaging software, and the costs related to GIS software training and other educational and informational programs. Funding is provided by recording fees collected by the Register of Deeds and state grants.

Private Sewage Fund – to account for the maintenance of safe and healthful conditions by regulating private onsite wastewater treatment systems (POWTS) use including location, installation, operation, management, inspection and repair. Revenues are provided by permit fees charged to property owners obtaining sanitary permits in Wood County.

Land & Water Conservation:

DNR Grants Fund – to account for services provided to landowners within the watershed, and others including farmers and units of government with water quality and soil erosion problems and the costs related to educational and informational programs. Funding is provided through state grants.

Nonmetallic Mining Reclamation Fund – to account for the costs related to the regulation and administration of the Wood County nonmetallic mining reclamation ordinance. Revenues are provided by permit fees charged to operators of all nonmetallic mining sites.

Land & Water Conservation Fund – the contributions are to be used for environmental awareness, conservation or education involving land conservation

14-Mile and Mill Creek Watersheds – the contributions are to be used for services provided to landowners within the watersheds with water quality and soil erosion problems and the cost related to educational and information programs.

Transportation and Economic Development Fund – to account for the maintenance and enhancement of economic development of Wood County through the promotion and support of industrial development and transportation services. Funding is provided through state grants.

Sheriff Fund – to account for specific elements of sheriff and corrections that are handled in a trust capacity. The Sheriff Fund is a non-budgeted fund. In 2018, the fund encompassed the following: rescue activities, drug investigations, bonds, canine operations, jail canteen and inmate deposits.

Ho-Chunk Donations – to account for contributions from, and uses of, proceeds by the Ho-Chunk Native American Nation. Wood County informs the Nation of the planned and actual uses of the revenue to assure them that the uses of revenue do not conflict with the interests of the Nation.

SALES TAX

The Sales Tax Fund – to account for the collection of sales tax and is maintained as a special revenue fund for budgetary purposes only. Under GAAP, this fund does not meet the criteria to be reported as a special revenue fund and is reported as part of the General Fund.

DEBT SERVICE FUND

The Debt Service Fund – is used to account for the accumulation and use of financial resources to pay principal, interest, and related costs on general long-term debt.

CAPITAL PROJECT FUNDS

A Capital Project Fund – is created to account for financial resources used for the acquisition or construction of major capital facilities other than those financed by proprietary funds. During 2018, the County had the following Capital Project Funds:

Courthouse, Towers and Riverblock Capital Project Fund – to account for the capital projects for the Courthouse and Riverblock, construction and costs related to the communication towers project in the Town of Lincoln and City of Marshfield along with the necessary buildings and equipment.

Highway Capital Project Fund – to account for the construction and costs related to highway improvement projects.

WOOD COUNTY, WISCONSIN
NONMAJOR GOVERNMENTAL FUNDS
Combining Balance Sheet
December 31, 2018

	Special Revenue Funds				
	Aging & Disability Resource Center	Child Support	Parks	Planning and Zoning	Land & Water Conservation
ASSETS					
Cash and temporary cash investments	\$ 27,117	\$ 10	\$ -	\$ -	\$ -
Receivables:					
Miscellaneous	-	198,266	6,715	-	81,681
Due from other governments	28,148	-	-	-	-
Due from other funds	-	-	680,289	205,681	143,485
Total Current Assets	<u>55,265</u>	<u>198,276</u>	<u>687,004</u>	<u>205,681</u>	<u>225,166</u>
Total Assets	<u>\$ 55,265</u>	<u>\$ 198,276</u>	<u>\$ 687,004</u>	<u>\$ 205,681</u>	<u>\$ 225,166</u>
LIABILITIES					
Accounts payable	\$ -	\$ -	\$ -	\$ -	\$ -
Accrued compensation	-	27,078	-	6,631	4,419
Special deposits	-	-	-	-	131,397
Due to other governments	-	-	-	-	820
Due to other funds	-	171,198	-	-	-
Unearned revenue	-	-	-	-	7,760
Total Liabilities	<u>-</u>	<u>198,276</u>	<u>-</u>	<u>6,631</u>	<u>144,396</u>
FUND BALANCE (DEFICIT)					
Restricted:					
Fund Balance-Res Capital Projects	-	-	-	-	-
Fund Balance-Res for Debt Svc	-	-	-	-	-
Aging Services	55,265	-	-	-	-
Forestry Roads	-	-	5,996	-	-
Wildlife Habitat	-	-	1,450	-	-
Forest State Aid	-	-	317,707	-	-
Parks State Aid	-	-	25,996	-	-
Parks Capital Projects	-	-	333,800	-	-
Parks	-	-	2,055	-	-
Land Records	-	-	-	105,475	-
Private Sewage	-	-	-	93,575	-
DNR Grants	-	-	-	-	895
Non Metallic Mining	-	-	-	-	69,460
Land Conservation	-	-	-	-	10,415
Transportation & Economic Developmer	-	-	-	-	-
Sheriff and Corrections	-	-	-	-	-
Total Fund Balances (Deficit)	<u>55,265</u>	<u>-</u>	<u>687,004</u>	<u>199,050</u>	<u>80,770</u>
Total Liabilities and Fund (Deficit)	<u>\$ 55,265</u>	<u>\$ 198,276</u>	<u>\$ 687,004</u>	<u>\$ 205,681</u>	<u>\$ 225,166</u>

Transportation & Economic Development	Ho-Chunk Donations	Sheriff	Debt Service Fund	Capital Projects Funds		Total
				Highway	Buildings & Towers	
\$ 37,231	\$ -	\$ 181,599	\$ -	\$ -	\$ -	\$ 245,957
-	-	-	-	-	-	286,662
-	-	-	-	-	-	28,148
2,229	-	-	51,461	2,272,165	1,389,203	4,744,513
<u>39,460</u>	<u>-</u>	<u>181,599</u>	<u>51,461</u>	<u>2,272,165</u>	<u>1,389,203</u>	<u>5,305,280</u>
<u>\$ 39,460</u>	<u>\$ -</u>	<u>\$ 181,599</u>	<u>\$ 51,461</u>	<u>\$ 2,272,165</u>	<u>\$ 1,389,203</u>	<u>\$ 5,305,280</u>
\$ -	\$ -	\$ 32,914	\$ -	\$ -	\$ -	\$ 32,914
-	-	-	-	-	-	38,128
732	-	36,829	-	-	-	168,958
-	-	-	-	-	-	820
-	-	17,981	-	-	-	189,179
-	-	-	-	-	-	7,760
<u>732</u>	<u>-</u>	<u>87,724</u>	<u>-</u>	<u>-</u>	<u>-</u>	<u>437,759</u>
-	-	-	-	2,272,165	1,389,203	3,661,368
-	-	-	51,461	-	-	51,461
-	-	-	-	-	-	55,265
-	-	-	-	-	-	5,996
-	-	-	-	-	-	1,450
-	-	-	-	-	-	317,707
-	-	-	-	-	-	25,996
-	-	-	-	-	-	333,800
-	-	-	-	-	-	2,055
-	-	-	-	-	-	105,475
-	-	-	-	-	-	93,575
-	-	-	-	-	-	895
-	-	-	-	-	-	69,460
-	-	-	-	-	-	10,415
38,728	-	-	-	-	-	38,728
-	-	93,875	-	-	-	93,875
<u>38,728</u>	<u>-</u>	<u>93,875</u>	<u>51,461</u>	<u>2,272,165</u>	<u>1,389,203</u>	<u>4,867,521</u>
<u>\$ 39,460</u>	<u>\$ -</u>	<u>\$ 181,599</u>	<u>\$ 51,461</u>	<u>\$ 2,272,165</u>	<u>\$ 1,389,203</u>	<u>\$ 5,305,280</u>

WOOD COUNTY, WISCONSIN
NONMAJOR GOVERNMENTAL FUNDS
Combining Statement of Revenues, Expenditures and
Changes in Fund Balances

For the Year Ended December 31, 2018

	Special Revenue Funds				
	Aging & Disability Resource Center	Child Support	Parks	Planning and Zoning	Land and Water Conservation
REVENUES					
Taxes	\$ 198,278	\$ 76,562	\$ -	\$ -	\$ -
Intergovernmental Revenues	-	931,405	90,732	116,702	259,273
Licenses and Permits	-	-	-	103,425	-
Fines, Forfeits and Penalties	-	-	-	13,969	2,598
Public Charges for Services	-	17,663	-	96,530	79,157
Investment Income	(2,499)	-	-	-	-
Miscellaneous	-	-	32,486	35	-
Total revenues	<u>195,779</u>	<u>1,025,630</u>	<u>123,218</u>	<u>330,661</u>	<u>341,028</u>
EXPENDITURES					
Current:					
General Government	-	977,094	-	-	-
Public Safety	-	-	-	-	-
Public Works	-	-	-	-	-
Health and Human Services	195,770	-	-	-	-
Culture, Recreation and Education	-	-	84,512	-	-
Conservation and Development	-	-	39,357	325,141	299,104
Capital Outlay:					
General Government	-	-	-	-	-
Public Safety	-	-	-	-	-
Public Works	-	-	-	-	-
Health and Human Services	-	-	-	-	-
Culture, Recreation and Education	-	-	-	-	-
Debt Service:					
Principal retirement	-	-	-	-	-
Interest and fiscal charges	-	-	-	-	-
Total Expenditures	<u>195,770</u>	<u>977,094</u>	<u>123,869</u>	<u>325,141</u>	<u>299,104</u>
Excess (Deficiency) of Revenues Over (Under) Expenditures	<u>9</u>	<u>48,536</u>	<u>(651)</u>	<u>5,520</u>	<u>41,924</u>
OTHER FINANCING SOURCES (USES)					
Issuance of Debt	-	-	-	-	-
Premium on bonds/notes	-	-	-	-	-
Transfers in	-	-	-	-	-
Transfers out	-	(48,536)	-	-	-
Total Other Financing Sources (Uses)	<u>-</u>	<u>(48,536)</u>	<u>-</u>	<u>-</u>	<u>-</u>
Net Change in Fund Balance	9	-	(651)	5,520	41,924
Fund Balance (Deficit) - January 1	<u>55,256</u>	<u>-</u>	<u>687,655</u>	<u>193,530</u>	<u>38,846</u>
Fund Balance (Deficit) - December 31	<u>\$ 55,265</u>	<u>\$ -</u>	<u>\$ 687,004</u>	<u>\$ 199,050</u>	<u>\$ 80,770</u>

Transportation & Economic Development	Ho-Chunk Donations	Sheriff	Debt Service Fund	Capital Project Funds		Total
				Highway	Buildings & Towers	
\$ 144,145	\$ -	\$ -	\$ 3,124,083	\$ -	\$ -	\$ 3,543,068
-	-	-	-	-	-	1,398,112
-	-	-	-	-	-	103,425
-	-	-	-	-	-	16,567
-	-	-	-	-	-	193,350
9	-	70	-	-	-	(2,420)
28,620	91,720	59,636	-	467,000	-	679,497
<u>172,774</u>	<u>91,720</u>	<u>59,706</u>	<u>3,124,083</u>	<u>467,000</u>	<u>-</u>	<u>5,931,599</u>
-	-	-	-	-	-	977,094
-	-	58,369	-	-	-	58,369
-	27,500	-	-	-	-	27,500
-	36,720	-	-	-	-	232,490
-	27,500	-	-	-	-	112,012
159,166	-	-	-	-	-	822,768
-	-	-	-	-	211,822	211,822
-	-	-	-	-	38,041	38,041
-	-	-	-	4,253,555	28,112	4,281,667
-	-	-	-	-	536,742	536,742
-	-	-	-	-	112,289	112,289
-	-	-	4,605,000	-	-	4,605,000
-	-	-	557,485	27,835	13,791	599,111
<u>159,166</u>	<u>91,720</u>	<u>58,369</u>	<u>5,162,485</u>	<u>4,281,390</u>	<u>940,797</u>	<u>12,614,905</u>
<u>13,608</u>	<u>-</u>	<u>1,337</u>	<u>(2,038,402)</u>	<u>(3,814,390)</u>	<u>(940,797)</u>	<u>(6,683,306)</u>
-	-	-	-	2,300,000	1,140,000	3,440,000
-	-	-	39,236	-	-	39,236
-	-	-	-	1,286,555	-	1,286,555
-	-	-	-	-	-	(48,536)
<u>-</u>	<u>-</u>	<u>-</u>	<u>39,236</u>	<u>3,586,555</u>	<u>1,140,000</u>	<u>4,717,255</u>
13,608	-	1,337	(1,999,166)	(227,835)	199,203	(1,966,051)
<u>25,120</u>	<u>-</u>	<u>92,538</u>	<u>2,050,627</u>	<u>2,500,000</u>	<u>1,190,000</u>	<u>6,833,572</u>
<u>\$ 38,728</u>	<u>\$ -</u>	<u>\$ 93,875</u>	<u>\$ 51,461</u>	<u>\$ 2,272,165</u>	<u>\$ 1,389,203</u>	<u>\$ 4,867,521</u>

WOOD COUNTY, WISCONSIN
AGING & DISABILITY RESOURCE CENTER SPECIAL REVENUE FUND
Schedule of Revenues, Expenditures, and Changes in Fund Balance - Budget and Actual

For the Year Ended December 31, 2018

	Budgeted Amounts		Actual Amounts	Variance with Final Budget Positive(Negative)
	Original	Final		
REVENUES				
Taxes:				
Taxes	\$ 198,278	\$ 198,278	\$ 198,278	\$ -
Total Taxes	<u>198,278</u>	<u>198,278</u>	<u>198,278</u>	<u>-</u>
Investment Income:				
Unrealized Gain/Loss on Investment	-	-	(2,499)	(2,499)
Total Investment Income	<u>-</u>	<u>-</u>	<u>(2,499)</u>	<u>(2,499)</u>
Total Revenues	<u>198,278</u>	<u>198,278</u>	<u>195,779</u>	<u>(2,499)</u>
EXPENDITURES				
Health and Human Services:				
Committee on Aging	198,278	198,278	195,770	2,508
Total Health and Human Services	<u>198,278</u>	<u>198,278</u>	<u>195,770</u>	<u>2,508</u>
Total Expenditures	<u>198,278</u>	<u>198,278</u>	<u>195,770</u>	<u>2,508</u>
Excess (Deficiency) of Revenues Over (Under) Expenditures	<u>\$ -</u>	<u>\$ -</u>	<u>9</u>	<u>\$ 9</u>
Net Change in Fund Balance	<u>\$ -</u>	<u>\$ -</u>	<u>9</u>	<u>\$ 9</u>
Fund Balance (Deficit) - January 1			<u>55,256</u>	
Fund Balance (Deficit) - December 31			<u>\$ 55,265</u>	

WOOD COUNTY, WISCONSIN
CHILD SUPPORT SPECIAL REVENUE FUND
Schedule of Revenues, Expenditures, and Changes in Fund Balance - Budget and Actual

For the Year Ended December 31, 2018

	Budgeted Amounts		Actual Amounts	Variance with Final Budget Positive(Negative)
	Original	Final		
REVENUES				
Taxes:				
Taxes	\$ 76,562	\$ 76,562	\$ 76,562	\$ -
Total Taxes	<u>76,562</u>	<u>76,562</u>	<u>76,562</u>	<u>-</u>
Intergovernmental Revenues:				
State Grants-Child Support	928,443	928,443	931,405	2,962
Total Intergovernmental	<u>928,443</u>	<u>928,443</u>	<u>931,405</u>	<u>2,962</u>
Public Charges for Services:				
Genetic Tests	4,500	4,500	3,728	(772)
Filing Fees	200	200	110	(90)
Service Fees	12,000	12,000	13,825	1,825
Extradition Charges	500	500	-	(500)
Total Public Charges for Services	<u>17,200</u>	<u>17,200</u>	<u>17,663</u>	<u>463</u>
Total Revenues	<u>1,022,205</u>	<u>1,022,205</u>	<u>1,025,630</u>	<u>3,425</u>
EXPENDITURES				
General Government:				
Child Support	1,022,205	1,022,205	977,094	45,111
Total General Government	<u>1,022,205</u>	<u>1,022,205</u>	<u>977,094</u>	<u>45,111</u>
Total Expenditures	<u>1,022,205</u>	<u>1,022,205</u>	<u>977,094</u>	<u>45,111</u>
Excess (Deficiency) of Revenues Over (Under) Expenditures	<u>-</u>	<u>-</u>	<u>48,536</u>	<u>48,536</u>
OTHER FINANCING SOURCES (USES)				
Transfers out	-	-	(48,536)	(48,536)
Total Other Financing Sources (Uses)	<u>-</u>	<u>-</u>	<u>(48,536)</u>	<u>(48,536)</u>
Net Change in Fund Balance	<u>\$ -</u>	<u>\$ -</u>	<u>-</u>	<u>\$ -</u>
Fund Balance (Deficit) - January 1			<u>-</u>	
Fund Balance (Deficit) - December 31			<u>\$ -</u>	

WOOD COUNTY, WISCONSIN
PARKS SPECIAL REVENUE FUND
Schedule of Revenues, Expenditures, and Changes in Fund Balance - Budget and Actual

For the Year Ended December 31, 2018

	Budgeted Amounts		Actual Amounts	Variance with Final Budget Positive(Negative)
	Original	Final		
REVENUES				
Intergovernmental Revenues:				
State Grants-ATV Maintenance	\$ 6,715	\$ 6,715	\$ 6,715	\$ -
State Grants-Snowmobile Trail Maintenance	67,925	67,925	78,998	11,073
State Grants-Parks	62,500	62,500	-	(62,500)
State Aid-Forestry	1,771	1,771	1,770	(1)
State Aid-Forestry Roads	3,280	3,280	3,249	(31)
Total Intergovernmental	<u>142,191</u>	<u>142,191</u>	<u>90,732</u>	<u>(51,459)</u>
Miscellaneous:				
Sale of Property	30,000	30,000	19,044	(10,956)
Donations-Other	1,504,330	1,504,330	9,605	(1,494,725)
Donated Services-ATV Club	6,000	6,000	3,837	(2,163)
Total Miscellaneous	<u>1,540,330</u>	<u>1,540,330</u>	<u>32,486</u>	<u>(1,507,844)</u>
Total Revenues	<u>1,682,521</u>	<u>1,682,521</u>	<u>123,218</u>	<u>(1,559,303)</u>
EXPENDITURES				
Culture, Recreation and Education:				
Maintenance Snowmobile Trails	67,925	67,925	75,007	(7,082)
ATV Maintenance	12,715	12,715	9,505	3,210
Total Culture, Recreation and Education	<u>80,640</u>	<u>80,640</u>	<u>84,512</u>	<u>(3,872)</u>
Conservation and Development:				
State Forestry Roads	3,300	3,300	3,091	209
State Wildlife Habitat	2,500	2,500	1,935	565
Park & Forestry Capital Projects	165,063	165,063	34,331	130,732
Total Conservation and Development	<u>170,863</u>	<u>170,863</u>	<u>39,357</u>	<u>131,506</u>
Total Expenditures	<u>251,503</u>	<u>251,503</u>	<u>123,869</u>	<u>127,634</u>
Excess (Deficiency) of Revenues Over (Under) Expenditures	<u>1,431,018</u>	<u>1,431,018</u>	<u>(651)</u>	<u>(1,431,669)</u>
Net Change in Fund Balance	<u>\$ 1,431,018</u>	<u>\$ 1,431,018</u>	<u>(651)</u>	<u>\$ (1,431,669)</u>
Fund Balance (Deficit) - January 1			<u>687,655</u>	
Fund Balance (Deficit) - December 31			<u>\$ 687,004</u>	

WOOD COUNTY, WISCONSIN
PLANNING AND ZONING SPECIAL REVENUE FUND
Schedule of Revenues, Expenditures, and Changes in Fund Balance - Budget and Actual

For the Year Ended December 31, 2018

	Budgeted Amounts		Actual Amounts	Variance with Final Budget Positive(Negative)
	Original	Final		
REVENUES				
Intergovernmental Revenues:				
State Aid-Modernization Grants	\$ 58,120	\$ 58,120	\$ 83,120	\$ 25,000
State Grants-Private Sewage	20,000	20,000	33,582	13,582
Total Intergovernmental	<u>78,120</u>	<u>78,120</u>	<u>116,702</u>	<u>38,582</u>
Licenses and Permits:				
Sanitary Permit Fees	45,000	45,000	41,775	(3,225)
Wisconsin Fund Application Fees	750	750	1,050	300
HT Database Annual Fee	56,000	56,000	60,600	4,600
Total Licenses and Permits	<u>101,750</u>	<u>101,750</u>	<u>103,425</u>	<u>1,675</u>
Fines, Forfeits and Penalties:				
Private Sewage Fines	20,000	20,000	13,969	(6,031)
Total Fines, Forfeits and Penalties	<u>20,000</u>	<u>20,000</u>	<u>13,969</u>	<u>(6,031)</u>
Public Charges for Services:				
Land Record Fees	92,880	92,880	95,000	2,120
Map & Data Sales	100	100	-	(100)
Private Sewage	3,000	3,000	1,530	(1,470)
Total Public Charges for Services	<u>95,980</u>	<u>95,980</u>	<u>96,530</u>	<u>550</u>
Miscellaneous:				
Miscellaneous Revenue	3,250	3,250	35	(3,215)
Total Miscellaneous	<u>3,250</u>	<u>3,250</u>	<u>35</u>	<u>(3,215)</u>
Total Revenues	<u>299,100</u>	<u>299,100</u>	<u>330,661</u>	<u>31,561</u>
EXPENDITURES				
Conservation and Development:				
Land Record	255,729	255,729	133,074	122,655
Private Sewage System	196,939	196,939	192,067	4,872
Total Conservation and Development	<u>452,668</u>	<u>452,668</u>	<u>325,141</u>	<u>127,527</u>
Total Expenditures	<u>452,668</u>	<u>452,668</u>	<u>325,141</u>	<u>127,527</u>
Excess (Deficiency) of Revenues Over (Under) Expenditures	<u>\$ (153,568)</u>	<u>\$ (153,568)</u>	5,520	<u>\$ 159,088</u>
Fund Balance (Deficit) - January 1			<u>193,530</u>	
Fund Balance (Deficit) - December 31			<u>\$ 199,050</u>	

WOOD COUNTY, WISCONSIN
LAND AND WATER CONSERVATION SPECIAL REVENUE FUND
Schedule of Revenues, Expenditures, and Changes in Fund Balance - Budget and Actual

For the Year Ended December 31, 2018

	Budgeted Amounts		Actual Amounts	Variance with Final Budget Positive(Negative)
	Original	Final		
REVENUES				
Intergovernmental Revenues:				
State Grants-Land Conservation	\$ 236,573	\$ 236,573	\$ 259,273	\$ 22,700
Total Intergovernmental	<u>236,573</u>	<u>236,573</u>	<u>259,273</u>	<u>22,700</u>
Fines, Forfeits and Penalties:				
Nonmetallic Mining	-	-	2,598	2,598
Total Fines, Forfeits and Penalties	<u>-</u>	<u>-</u>	<u>2,598</u>	<u>2,598</u>
Public Charges for Services:				
Fees and Sales	61,525	61,525	79,157	17,632
Total Public Charges for Services	<u>61,525</u>	<u>61,525</u>	<u>79,157</u>	<u>17,632</u>
Total Revenues	<u>298,098</u>	<u>298,098</u>	<u>341,028</u>	<u>42,930</u>
EXPENDITURES				
Conservation and Development:				
DATCP Grant	250,593	250,593	240,354	10,239
Non-Metallic Mining Reclamation	40,054	40,054	37,732	2,322
Land Conservation Trust	22,000	22,000	21,018	982
Total Conservation and Development	<u>312,647</u>	<u>312,647</u>	<u>299,104</u>	<u>13,543</u>
Total Expenditures	<u>312,647</u>	<u>312,647</u>	<u>299,104</u>	<u>13,543</u>
Excess (Deficiency) of Revenues Over (Under) Expenditures	<u>(14,549)</u>	<u>(14,549)</u>	<u>41,924</u>	<u>56,473</u>
OTHER FINANCING SOURCES (USES)				
Transfers in	14,020	14,020	-	(14,020)
Transfers out	(12,162)	(12,162)	-	12,162
Total Other Financing Sources (Uses)	<u>1,858</u>	<u>1,858</u>	<u>-</u>	<u>(1,858)</u>
Net Change in Fund Balance	<u>\$ (12,691)</u>	<u>\$ (12,691)</u>	41,924	<u>\$ 54,615</u>
Fund Balance (Deficit) Restated - January 1			<u>38,846</u>	
Fund Balance (Deficit) - December 31			<u>\$ 80,770</u>	

WOOD COUNTY, WISCONSIN
TRANSPORTATION AND ECONOMIC DEVELOPMENT SPECIAL REVENUE FUND
 Schedule of Revenues, Expenditures, and Changes in Fund Balance - Budget and Actual

For the Year Ended December 31, 2018

	Budgeted Amounts		Actual Amounts	Variance with Final Budget Positive(Negative)
	Original	Final		
REVENUES				
Taxes:				
Taxes	\$ 144,145	\$ 144,145	\$ 144,145	\$ -
Total Taxes	<u>144,145</u>	<u>144,145</u>	<u>144,145</u>	<u>-</u>
Intergovernmental Revenues:				
Investment Income:				
Interest Revenue-Capital Projects	10	10	9	(1)
Total Investment Income	<u>10</u>	<u>10</u>	<u>9</u>	<u>(1)</u>
Miscellaneous:				
Miscellaneous Revenue	30,000	30,000	28,620	(1,380)
Total Miscellaneous	<u>30,000</u>	<u>30,000</u>	<u>28,620</u>	<u>(1,380)</u>
Total Revenues	<u>174,155</u>	<u>174,155</u>	<u>172,774</u>	<u>(1,381)</u>
EXPENDITURES				
Conservation and Development:				
Airport Aid	17,500	17,500	17,500	-
Trans and Economic Development	141,075	141,075	141,075	-
CDBG-ED	30,000	30,000	591	29,409
Total Conservation and Development	<u>188,575</u>	<u>188,575</u>	<u>159,166</u>	<u>29,409</u>
Total Expenditures	<u>188,575</u>	<u>188,575</u>	<u>159,166</u>	<u>29,409</u>
Net Change in Fund Balance	<u>\$ (14,420)</u>	<u>\$ (14,420)</u>	13,608	<u>\$ 28,028</u>
Fund Balance (Deficit) - January 1			<u>25,120</u>	
Fund Balance (Deficit) - December 31			<u>\$ 38,728</u>	

WOOD COUNTY, WISCONSIN
HO-CHUNK DONATIONS SPECIAL REVENUE FUND
Schedule of Revenues, Expenditures, and Changes in Fund Balance - Budget and Actual

For the Year Ended December 31, 2018

	Budgeted Amounts		Actual Amounts	Variance with Final Budget Positive(Negative)
	Original	Final		
REVENUES				
Donations-Other	\$ 91,720	\$ 91,720	\$ 91,720	\$ -
Total Revenues	<u>91,720</u>	<u>91,720</u>	<u>91,720</u>	<u>-</u>
EXPENDITURES				
Public Works:				
Maintenance CTHS Snow Remov	27,500	27,500	27,500	-
Total Public Works	<u>27,500</u>	<u>27,500</u>	<u>27,500</u>	<u>-</u>
Health and Human Services:				
Public Health	9,220	9,220	9,220	-
Outpatient Clinic	27,500	27,500	27,500	-
Total Health and Human Services	<u>36,720</u>	<u>36,720</u>	<u>36,720</u>	<u>-</u>
Culture, Recreation and Education:				
County Parks	27,500	27,500	27,500	-
Total Culture, Recreation and Education	<u>27,500</u>	<u>27,500</u>	<u>27,500</u>	<u>-</u>
Total Expenditures	<u>91,720</u>	<u>91,720</u>	<u>91,720</u>	<u>-</u>
Excess (Deficiency) of Revenues Over (Under) Expenditures	<u>\$ -</u>	<u>\$ -</u>	-	<u>\$ -</u>
Fund Balance (Deficit) - January 1			-	
Fund Balance (Deficit) - December 31			<u>\$ -</u>	

WOOD COUNTY, WISCONSIN**SALES TAX FUND**Schedule of Revenues, Expenditures, and Changes in Fund Balance - Budget and Actual
(Non-GAAP Budgetary Basis)

For the Year Ended December 31, 2018

	Budgeted Amounts		Actual Amounts	Variance with Final Budget Positive(Negative)
	Original	Final		
REVENUES				
Taxes:				
County Sales Tax	\$ 6,046,482	\$ 6,046,482	\$ 6,020,145	\$ (26,337)
Total Taxes	<u>6,046,482</u>	<u>6,046,482</u>	<u>6,020,145</u>	<u>(26,337)</u>
Total Revenues	<u>6,046,482</u>	<u>6,046,482</u>	<u>6,020,145</u>	<u>(26,337)</u>
EXPENDITURES				
Total Expenditures	<u>-</u>	<u>-</u>	<u>-</u>	<u>-</u>
Excess (Deficiency) of Revenues Over (Under) Expenditures	<u>6,046,482</u>	<u>6,046,482</u>	<u>6,020,145</u>	<u>(26,337)</u>
OTHER FINANCING SOURCES (USES)				
Transfers Out	(6,046,482)	(6,046,482)	(6,020,145)	26,337
Total Other Financing Sources (Uses)	<u>(6,046,482)</u>	<u>(6,046,482)</u>	<u>(6,020,145)</u>	<u>26,337</u>
Net Change in Fund Balance	<u>\$ -</u>	<u>\$ -</u>	<u>-</u>	<u>\$ -</u>
Fund Balance (Deficit) - January 1			<u>-</u>	
Fund Balance (Deficit) - December 31			<u>\$ -</u>	

WOOD COUNTY, WISCONSIN

DEBT SERVICE FUND

Schedule of Revenues, Expenditures, and Changes in Fund Balance - Budget and Actual

For the Year Ended December 31, 2018

	Budgeted Amounts		Actual Amounts	Variance with Final Budget Positive(Negative)
	Original	Final		
REVENUES				
Taxes:				
Taxes	\$ 3,124,083	\$ 3,124,083	\$ 3,124,083	\$ -
Total Taxes	<u>3,124,083</u>	<u>3,124,083</u>	<u>3,124,083</u>	<u>-</u>
Total Revenues	<u>3,124,083</u>	<u>3,124,083</u>	<u>3,124,083</u>	<u>-</u>
EXPENDITURES				
Debt Service:				
Principal retirement	4,605,000	4,605,000	4,605,000	-
Interest and fiscal charges	557,817	557,817	557,485	332
Total Debt Service	<u>5,162,817</u>	<u>5,162,817</u>	<u>5,162,485</u>	<u>332</u>
Total Expenditures	<u>5,162,817</u>	<u>5,162,817</u>	<u>5,162,485</u>	<u>332</u>
Excess (Deficiency) of Revenues Over (Under) Expenditures	<u>(2,038,734)</u>	<u>(2,038,734)</u>	<u>(2,038,402)</u>	<u>332</u>
OTHER FINANCING SOURCES (USES)				
Premium on Bonds/notes	-	-	39,236	39,236
Total Other Financing Sources (Uses)	<u>-</u>	<u>-</u>	<u>39,236</u>	<u>39,236</u>
Net Change in Fund Balance	<u>\$ (2,038,734)</u>	<u>\$ (2,038,734)</u>	(1,999,166)	<u>\$ 39,568</u>
Fund Balance (Deficit) - January 1			<u>2,050,627</u>	
Fund Balance (Deficit) - December 31			<u>\$ 51,461</u>	

WOOD COUNTY, WISCONSIN
CAPITAL PROJECTS HIGHWAY FUND
Schedule of Revenues, Expenditures, and Changes in Fund Balance - Budget and Actual

For the Year Ended December 31, 2018

	Budgeted Amounts		Actual Amounts	Variance with Final Budget Positive(Negative)
	Original	Final		
REVENUES				
Miscellaneous:				
Donations	\$ -	\$ -	\$ 467,000	\$ 467,000
Total Miscellaneous	<u>-</u>	<u>-</u>	<u>467,000</u>	<u>467,000</u>
Total Revenues	<u>-</u>	<u>-</u>	<u>467,000</u>	<u>467,000</u>
EXPENDITURES				
Capital Outlay:				
Cap Projects-Highway	\$ 2,499,999	\$ 2,499,999	\$ 4,253,555	\$ (1,753,556)
Total Capital Outlay	<u>2,499,999</u>	<u>2,499,999</u>	<u>4,253,555</u>	<u>(1,753,556)</u>
Debt Service:				
Interest and fiscal charges	-	-	27,835	(27,835)
Total Debt Service	<u>-</u>	<u>-</u>	<u>27,835</u>	<u>(27,835)</u>
Total Expenditures	<u>2,499,999</u>	<u>2,499,999</u>	<u>4,281,390</u>	<u>(1,781,391)</u>
Excess (Deficiency) of Revenues Over (Under) Expenditures	<u>(2,499,999)</u>	<u>(2,499,999)</u>	<u>(3,814,390)</u>	<u>(1,314,391)</u>
OTHER FINANCING SOURCES (USES)				
Issuance of Debt	-	-	2,300,000	2,300,000
Transfers In	-	-	1,286,555	1,286,555
Total Other Financing Sources (Uses)	<u>-</u>	<u>-</u>	<u>3,586,555</u>	<u>3,586,555</u>
Net Change in Fund Balance	<u>\$ (2,499,999)</u>	<u>\$ (2,499,999)</u>	<u>(227,835)</u>	<u>\$ 2,272,164</u>
Fund Balance - January 1			<u>2,500,000</u>	
Fund Balance (Deficit) - December 31			<u>\$ 2,272,165</u>	

WOOD COUNTY, WISCONSIN
CAPITAL PROJECTS FUND-BUILDINGS & TOWERS
Schedule of Revenues, Expenditures, and Changes in Fund Balance - Budget and Actual

For the Year Ended December 31, 2018

	Budgeted Amounts		Actual Amounts	Variance with Final Budget Positive(Negative)
	Original	Final		
EXPENDITURES				
Capital Outlay:				
Cap Projects-Parks	\$ 140,000	\$ 140,000	\$ 118,832	\$ 21,168
Cap Projects-IT	93,000	93,000	92,990	10
Cap Projects_Dispatch	40,000	40,000	38,041	1,959
Cap Projects-Highway	29,000	29,000	28,112	888
Cap Projects-Edgewater	295,500	337,367	330,376	6,991
Cap Projects-Edgewater	196,500	196,500	206,366	(9,866)
UW Remodeling/Construction	111,000	111,000	112,289	(1,289)
Total Capital Outlay	<u>905,000</u>	<u>946,867</u>	<u>927,006</u>	<u>19,861</u>
Debt Service:				
Paying Agent and Fiscal Charges	-	-	13,791	(13,791)
Total Debt Service	<u>-</u>	<u>-</u>	<u>13,791</u>	<u>(13,791)</u>
Total Expenditures	<u>905,000</u>	<u>946,867</u>	<u>940,797</u>	<u>6,070</u>
Excess (Deficiency) of Revenues Over (Under) Expenditures	<u>(905,000)</u>	<u>(946,867)</u>	<u>(940,797)</u>	<u>6,070</u>
OTHER FINANCING SOURCES (USES)				
Issuance of Debt	-	-	1,140,000	1,140,000
Total Other Financing Sources (Uses)	<u>-</u>	<u>-</u>	<u>1,140,000</u>	<u>1,140,000</u>
Net Change in Fund Balance	<u>\$ (905,000)</u>	<u>\$ (946,867)</u>	199,203	<u>\$ 1,146,070</u>
Fund Balance (Deficit) - January 1			<u>1,190,000</u>	
Fund Balance (Deficit) - December 31			<u>\$ 1,389,203</u>	

WOOD COUNTY, WISCONSIN

INTERNAL SERVICE FUNDS

Internal service funds are used to account for the financing and services provided by one department or agency to other departments or agencies of the County or to other governmental units on a cost-reimbursement basis. During 2018, the County had the following internal service funds:

Workers Compensation Fund – to account for the cost of the County employees' self-insured workers' compensation coverage. Revenues are provided by fees charged to user departments.

Employee Health Plan Fund – to account for the cost of the County employees' self-insured health plan. Revenues are provided by fees charged to user departments and employee paid premiums based on actuarial evaluations.

Building Maintenance Fund – to account for the costs of maintenance, repairs and improvements to the following county owned buildings: courthouse and jail, courthouse annex, joint use building, sheriff lockup, riverblock and Human Services 12th Street Center. Revenues are provided by rent charged to user departments.

Other Post-Employment Benefits (OPEB) – to account for the costs of the “pay-as-you-go” conversion of the value of employee sick leave to health coverage upon retirement. Revenues are provided by fees charged to user departments as a percentage of gross wages.

PC Replacement – to account for the replacement of computers for county departments. Revenues are provided by fees charged to user departments.

WOOD COUNTY, WISCONSIN
INTERNAL SERVICE FUNDS
Combining Statement of Net Position
December 31, 2018

	Workers Compensation	Employee Health Plan	Building Maintenance	OPEB	PC Replacement	Total Internal Service Funds
Assets						
Current Assets:						
Cash and temporary cash investments						
Cash and temporary cash investments	\$ 30,015	\$ 6,321,745	\$ -	\$ -	\$ -	\$ 6,351,760
Receivables:						
Due from other funds	2,196,127	-	796,421	1,093,666	38,307	4,124,521
Total Current Assets	<u>2,226,142</u>	<u>6,321,745</u>	<u>796,421</u>	<u>1,093,666</u>	<u>38,307</u>	<u>10,476,281</u>
Noncurrent Assets:						
Restricted net pension asset	-	-	47,658	-	-	47,658
Total Noncurrent Assets	<u>-</u>	<u>-</u>	<u>47,658</u>	<u>-</u>	<u>-</u>	<u>47,658</u>
Capital Assets:						
Land	-	-	895,377	-	-	895,377
Buildings	-	-	23,501,819	-	-	23,501,819
Machinery and equipment	-	-	579,914	-	-	579,914
Construction work in progress	-	-	59,185	-	-	59,185
Accumulated Depreciation	-	-	(11,343,354)	-	-	(11,343,354)
Total Capital Assets	<u>-</u>	<u>-</u>	<u>13,692,941</u>	<u>-</u>	<u>-</u>	<u>13,692,941</u>
Total Noncurrent Assets	<u>-</u>	<u>-</u>	<u>13,740,599</u>	<u>-</u>	<u>-</u>	<u>13,740,599</u>
Total Assets	<u>2,226,142</u>	<u>6,321,745</u>	<u>14,537,020</u>	<u>1,093,666</u>	<u>38,307</u>	<u>24,216,880</u>
Deferred Outflows of Resources						
Related to pensions	-	-	88,123	-	-	88,123
Total Assets and Deferred Outflows of Resources	<u>\$ 2,226,142</u>	<u>\$ 6,321,745</u>	<u>\$ 14,625,143</u>	<u>\$ 1,093,666</u>	<u>\$ 38,307</u>	<u>\$ 24,305,003</u>
Liabilities						
Other current liabilities	\$ 125,864	\$ 595,197	\$ -	\$ -	\$ -	\$ 721,061
Accrued compensation	23,563	-	10,909	-	-	34,472
Due to other governments	-	-	6,538	-	-	6,538
Due to other funds	-	1,282,234	-	-	-	1,282,234
Total Current Liabilities	<u>149,427</u>	<u>1,877,431</u>	<u>17,447</u>	<u>-</u>	<u>-</u>	<u>2,044,305</u>
Total Liabilities	<u>149,427</u>	<u>1,877,431</u>	<u>17,447</u>	<u>-</u>	<u>-</u>	<u>2,044,305</u>
Deferred Inflows of Resources						
Related to pensions-WRS	-	-	93,824	-	-	93,824
Total Liabilities and Deferred Inflow of Resources	<u>149,427</u>	<u>1,877,431</u>	<u>111,271</u>	<u>-</u>	<u>-</u>	<u>2,138,129</u>
Net Position						
Net Investment in capital assets						
Investment in capital assets	-	-	13,692,941	-	-	13,692,941
Unrestricted	2,076,715	4,444,314	820,931	1,093,666	38,307	8,473,933
Total Net Position	<u>2,076,715</u>	<u>4,444,314</u>	<u>14,513,872</u>	<u>1,093,666</u>	<u>38,307</u>	<u>22,166,874</u>
Total Liabilities , Deferred inflows and Net Position	<u>\$ 2,226,142</u>	<u>\$ 6,321,745</u>	<u>\$ 14,625,143</u>	<u>\$ 1,093,666</u>	<u>\$ 38,307</u>	<u>\$ 24,305,003</u>

WOOD COUNTY, WISCONSIN
INTERNAL SERVICE FUNDS
Combining Statement of Revenues, Expenses and
Changes in Net Position

For the Year Ended December 31, 2018

	Workers Compensation	Employee Health Plan	Building Maintenance	OPEB	PC Replacement	Total Internal Service Funds
Operating Revenues:						
Charges for Services	\$ -	\$ 1,427,678	\$ -	\$ -	\$ -	\$ 1,427,678
Intergovernmental Charges for Services	607,035	9,951,661	1,493,916	544,284	152,235	12,749,131
Miscellaneous	-	2,086,721	4,417	-	-	2,091,138
Total Operating Revenues	<u>607,035</u>	<u>13,466,060</u>	<u>1,498,333</u>	<u>544,284</u>	<u>152,235</u>	<u>16,267,947</u>
Operating Expenses:						
Maintenance	-	-	1,193,937	-	-	1,193,937
Claims and Administration	377,085	12,698,133	-	266,475	200,381	13,542,074
Depreciation	-	-	529,699	-	-	529,699
Total Operating Expenses	<u>377,085</u>	<u>12,698,133</u>	<u>1,723,636</u>	<u>266,475</u>	<u>200,381</u>	<u>15,265,710</u>
Operating income (loss)	<u>229,950</u>	<u>767,927</u>	<u>(225,303)</u>	<u>277,809</u>	<u>(48,146)</u>	<u>1,002,237</u>
Nonoperating Revenues (Expenses):						
Interest Income	-	78,552	-	-	-	78,552
Total Nonoperating Revenues (Expenses)	<u>-</u>	<u>78,552</u>	<u>-</u>	<u>-</u>	<u>-</u>	<u>78,552</u>
Income (Loss) Before Contributions and Transfers	<u>229,950</u>	<u>846,479</u>	<u>(225,303)</u>	<u>277,809</u>	<u>(48,146)</u>	<u>1,080,789</u>
Change in Net Position	229,950	846,479	(225,303)	277,809	(48,146)	1,080,789
Net Position - January 1	<u>1,846,765</u>	<u>3,597,835</u>	<u>14,739,175</u>	<u>815,857</u>	<u>86,453</u>	<u>21,086,085</u>
Net Position - December 31	<u>\$ 2,076,715</u>	<u>\$ 4,444,314</u>	<u>\$ 14,513,872</u>	<u>\$ 1,093,666</u>	<u>\$ 38,307</u>	<u>\$ 22,166,874</u>

WOOD COUNTY, WISCONSIN
INTERNAL SERVICE FUNDS
Combining Statement of Cash Flows

For the Year Ended December 31, 2018

	Workers Compensation	Employee Health Plan	Building Maintenance	OPEB	PC Replacement	Total Internal Service Funds
INCREASE (DECREASE) IN CASH						
CASH FLOWS FROM OPERATING ACTIVITIES						
Cash received from grants, customers and third-party payors	\$ -	\$ 3,514,399	\$ 4,417	\$ -	\$ -	\$ 3,518,816
Cash received from interfund charges	607,035	10,187,189	1,493,916	544,284	152,235	12,984,659
Cash paid to employees for services	(39,075)	-	(217,466)	-	-	(256,541)
Cash paid to suppliers for goods and services	(544,655)	(12,851,052)	(807,650)	(544,284)	(152,235)	(14,899,876)
Cash paid to interfund charges	(20,514)	(1,716)	(107,434)	-	-	(129,664)
Net cash provided (used) by operating activities	<u>2,791</u>	<u>848,820</u>	<u>365,783</u>	<u>-</u>	<u>-</u>	<u>1,217,394</u>
CASH FLOWS FROM CAPITAL AND RELATED FINANCING ACTIVITIES						
Additions to property and equipment	-	-	(365,783)	-	-	(365,783)
Net cash provided (used) by capital and related financing activities	<u>-</u>	<u>-</u>	<u>(365,783)</u>	<u>-</u>	<u>-</u>	<u>(365,783)</u>
CASH FLOWS FROM INVESTING ACTIVITIES						
Interest received	-	78,552	-	-	-	78,552
Net cash provided (used) by investing activities	<u>-</u>	<u>78,552</u>	<u>-</u>	<u>-</u>	<u>-</u>	<u>78,552</u>
Net increase (decrease) in cash	2,791	927,372	-	-	-	930,163
Cash balance at beginning of year	27,224	5,394,373	-	-	-	5,421,597
Cash balance at end of year	<u>\$ 30,015</u>	<u>\$ 6,321,745</u>	<u>\$ -</u>	<u>\$ -</u>	<u>\$ -</u>	<u>\$ 6,351,760</u>
Cash and temporary cash investments	<u>\$ 30,015</u>	<u>\$ 6,321,745</u>	<u>\$ -</u>	<u>\$ -</u>	<u>\$ -</u>	<u>\$ 6,351,760</u>
	<u>\$ 30,015</u>	<u>\$ 6,321,745</u>	<u>\$ -</u>	<u>\$ -</u>	<u>\$ -</u>	<u>\$ 6,351,760</u>
Reconciliation of Operating Income (Loss)						
to Net Cash Provided by (Used for) Operating Activities:						
Operating income (loss)	<u>\$ 229,950</u>	<u>\$ 767,927</u>	<u>\$ (225,303)</u>	<u>\$ 277,809</u>	<u>\$ (48,146)</u>	<u>\$ 1,002,237</u>
Adjustments to reconcile the excess (deficiency) of revenues over expenses to net cash provided (used) by operating activities:						
Depreciation and amortization	-	-	529,699	-	-	529,699
Changes in operating assets and liabilities:						
Decrease (increase) in:						
Due from other funds	(310,290)	-	59,527	(277,809)	-	(528,572)
Accounts payable/due to other governments	-	-	(1,090)	-	-	(1,090)
Pension related items	-	-	5,137	-	-	5,137
Due to other funds	-	235,528	-	-	48,146	283,674
Accrued liabilities	20,325	-	2,013	-	-	22,338
Claims payable	62,806	(154,635)	-	-	-	(91,829)
Special Deposits	-	-	(4,200)	-	-	(4,200)
Total adjustments	<u>(227,159)</u>	<u>80,893</u>	<u>591,086</u>	<u>(277,809)</u>	<u>48,146</u>	<u>215,157</u>
Net cash provided (used) by operating activities	<u>\$ 2,791</u>	<u>\$ 848,820</u>	<u>\$ 365,783</u>	<u>\$ -</u>	<u>\$ -</u>	<u>\$ 1,217,394</u>
Schedule of non-cash capital and related financing activities:						
Contributions of capital assets	\$ -	\$ -	\$ -	\$ -	\$ -	\$ -

STATISTICAL SECTION

STATISTICAL
SECTION

THIS PAGE LEFT BLANK INTENTIONALLY

WOOD COUNTY, WISCONSIN

STATISTICAL SECTION

This part of Wood County's comprehensive annual financial report presents detailed information as a context for understanding what the information in the financial statements, note disclosures and required supplementary information says about Wood County's overall financial health:

Contents	Pages
<u>Financial Trends</u> These schedules contain trend information to help the reader understand how the county's financial performance and well-being have changed over time.	112-119
<u>Revenue Capacity</u> These schedules contain information to help the reader assess the county's most significant local revenue source, the property tax.	120-123
<u>Debt Capacity</u> These schedules present information to help the reader assess the affordability of the county's current levels of outstanding debt and the county's ability to issue additional debt in the future.	124-129
<u>Demographic and Economic Information</u> These schedules offer demographic and economic indicators to help the reader understand the environment within which the county's financial activities take place.	130-131
<u>Operating Information</u> These schedules contain service and infrastructure data to help the reader understand how the information in the county's financial report relates to the services that the county provides and the activities it performs.	132-137

Sources: Unless otherwise noted, the information in these schedules is derived from the comprehensive annual financial reports for the relevant year.

WOOD COUNTY, WISCONSIN
NET POSITION BY COMPONENT
LAST TEN FISCAL YEARS
As of December 31
(UNAUDITED)

	2009	2010	2011	2012	2013	2014	2015	2016	2017	2018
Governmental activities										
Net Investment in capital assets	\$ 69,855,198	\$ 73,186,403	\$ 74,202,728	\$ 73,891,944	\$ 76,585,512	\$ 77,927,444	\$ 76,753,878	\$ 77,240,753	\$ 74,992,290	\$ 75,092,002
Restricted	115,052	115,195	118,880	-	1,030,100	264,243	4,237,148	207,232	2,050,627	51,461
Unrestricted	13,872,879	15,084,688	17,778,955	17,903,057	15,468,639	13,988,120	18,141,818	19,422,010	19,114,673	28,338,567
Total governmental activities net position	<u>83,843,129</u>	<u>88,386,286</u>	<u>92,100,563</u>	<u>91,795,001</u>	<u>93,084,251</u>	<u>92,179,807</u>	<u>99,132,844</u>	<u>96,869,995</u>	<u>96,157,590</u>	<u>103,482,030</u>
Business type activities										
Net Investment in capital assets	6,935,524	6,393,193	5,752,008	5,413,428	6,949,707	8,226,227	8,820,084	8,540,347	9,111,531	11,489,506
Restricted	-	-	-	-	-	-	791,333	-	-	-
Unrestricted	(1,903,402)	(2,058,353)	(1,709,379)	(1,225,109)	(2,085,883)	(2,425,273)	(1,632,947)	(674,487)	(877,959)	(1,120,162)
Total business-type activities net position	<u>5,032,122</u>	<u>4,334,840</u>	<u>4,042,629</u>	<u>4,188,319</u>	<u>4,863,824</u>	<u>5,800,954</u>	<u>7,978,470</u>	<u>7,865,860</u>	<u>8,233,572</u>	<u>10,369,344</u>
Total government										
Net Investment in capital assets	76,790,722	79,579,596	79,954,736	79,305,372	83,535,219	86,153,671	85,573,962	85,781,100	84,103,821	86,581,508
Restricted	115,052	115,195	118,880	-	1,030,100	264,243	5,028,481	207,232	2,050,627	51,461
Unrestricted	11,969,477	13,026,335	16,069,576	16,677,948	13,382,756	11,562,847	16,508,871	18,747,523	18,236,714	27,218,405
Total government net position	<u>\$ 88,875,251</u>	<u>\$ 92,721,126</u>	<u>\$ 96,143,192</u>	<u>\$ 95,983,320</u>	<u>\$ 97,948,075</u>	<u>\$ 97,980,761</u>	<u>\$ 107,111,314</u>	<u>\$ 104,735,855</u>	<u>\$ 104,391,162</u>	<u>\$ 113,851,374</u>

SOURCE: Annual audited financial statements for Wood County.

THIS PAGE LEFT BLANK INTENTIONALLY

WOOD COUNTY, WISCONSIN
CHANGES IN NET POSITION
LAST TEN FISCAL YEARS
 (accrual basis of accounting)
 As of December 31
 (UNAUDITED)

	2009	2010	2011	2012	2013	2014	2015	2016	2017	2018
Expenses										
Governmental activities										
General government	\$ 7,059,274	\$ 8,175,605	\$ 8,298,856	\$ 9,104,830	\$ 8,737,079	\$ 9,526,812	\$ 9,517,503	\$ 10,797,147	\$ 11,036,198	\$ 10,304,224
Public safety	10,458,241	10,980,979	10,814,398	10,728,818	10,655,253	11,887,569	11,146,421	11,725,132	11,213,547	11,610,610
Public works	3,826,105	4,459,213	3,937,824	6,168,019	4,303,261	5,921,842	5,702,938	3,893,994	4,569,221	5,403,750
Health and social services	13,726,635	13,484,244	14,276,962	29,257,698	29,008,240	28,046,478	29,172,399	32,258,674	34,262,598	24,659,815
Culture, recreation and education	2,941,990	2,928,638	3,009,567	2,629,245	3,145,151	3,088,193	2,929,157	2,786,729	3,326,197	3,229,758
Conservation and development	1,615,457	1,682,469	1,636,016	1,751,417	1,240,748	1,365,747	1,698,728	2,036,617	1,684,468	1,750,303
Interest and fiscal charges	161,858	101,688	70,766	112,458	70,350	153,852	284,323	363,607	454,339	477,559
Total governmental activities	39,789,560	41,812,836	42,044,389	59,752,485	57,160,082	59,990,493	60,451,469	63,861,900	66,546,568	57,436,019
Business-type activities										
Edgewater Haven Nursing Home	7,487,469	7,570,963	7,129,589	7,123,763	7,461,005	7,678,596	7,795,417	7,646,595	6,846,167	6,292,009
Unified Services Board	17,556,235	16,117,593	15,855,575	-	-	-	-	-	-	8,913,292
Highway	4,894,064	5,751,158	6,668,672	6,297,118	4,408,711	5,082,381	5,084,011	5,600,814	5,222,345	6,085,128
Total business-type activities	29,937,768	29,439,714	29,653,836	13,420,881	11,869,716	12,760,977	12,879,428	13,247,409	12,068,512	21,290,429
Total expenses	\$ 69,727,328	\$ 71,252,550	\$ 71,698,225	\$ 73,173,366	\$ 69,029,798	\$ 72,751,470	\$ 73,330,897	\$ 77,109,309	\$ 78,615,080	\$ 78,726,448
Program Revenues										
Governmental activities										
Charges for services										
General government	\$ 3,040,902	\$ 3,023,629	\$ 3,116,755	\$ 3,058,370	\$ 2,915,264	\$ 3,083,267	\$ 2,981,812	\$ 2,848,845	\$ 3,085,161	\$ 2,772,396
Public safety	860,191	608,500	559,647	617,611	571,566	527,670	502,809	535,867	544,649	603,031
Public works	356,360	345,036	348,857	275,255	2,731,056	729,833	652,257	632,862	513,109	678,705
Health and social services	531,797	419,072	649,678	9,012,122	8,380,609	8,147,608	8,373,203	9,276,299	10,282,767	4,610,944
Culture, recreation and education	633,728	841,901	665,204	915,686	973,922	858,504	1,129,047	995,047	765,528	970,535
Conservation and development	227,607	232,738	316,517	288,290	358,119	289,639	335,611	333,605	323,254	307,897
Total charges for services	5,650,585	5,470,876	5,656,658	14,167,334	15,930,536	13,636,521	13,974,739	14,622,525	15,514,468	9,943,508
Operating Grants and Contributions										
General government	618,561	677,011	572,465	595,531	484,501	630,025	633,813	591,004	733,254	704,628
Public safety	358,615	472,421	633,863	366,899	375,295	418,928	426,152	420,631	432,672	462,400
Public works	5,049,155	2,074,582	1,790,041	1,614,551	1,928,259	2,389,835	2,161,496	1,680,246	1,830,061	3,026,842
Health and human services	10,361,189	8,906,156	9,515,136	11,068,137	9,982,700	10,153,496	10,950,650	12,301,830	13,868,575	17,143,635
Culture, recreation and education	176,940	274,037	229,021	372,226	326,885	473,179	423,839	432,089	202,025	212,320
Conservation and development	388,170	738,903	641,873	502,465	303,238	362,335	577,343	702,159	416,622	477,542
Capital Grants & Contributions Public Safety	-	-	-	-	-	-	-	-	-	-
Total operating grants and contributions	16,952,630	13,143,110	13,382,399	14,519,809	13,400,878	14,427,798	15,173,293	16,127,959	17,483,209	22,027,367
Capital grants and contributions	-	3,026,183	365,175	737,233	-	-	-	-	-	-
Total governmental activities	22,603,215	21,640,169	19,404,232	29,424,376	29,331,414	28,064,319	29,148,032	30,750,484	32,997,677	31,970,875
Business-type activities										
Charges for services										
Edgewater Haven Nursing Home	6,735,851	6,343,997	6,042,600	5,729,425	6,000,364	6,317,738	6,004,646	5,625,126	5,132,674	5,742,091
Norwood Health Center	9,440,174	7,349,374	8,405,663	-	-	-	-	-	-	6,574,689
Highway	4,810,096	5,382,239	6,682,936	6,598,145	4,645,051	5,614,599	5,877,035	5,981,215	5,818,503	6,010,450
Total charges for services	20,986,121	19,075,610	21,131,199	12,327,570	10,645,415	11,932,337	11,881,681	11,606,341	10,951,177	18,327,230

Operating grants and contributions										
Edgewater Haven Nursing Home	92,174	11,020	18,899	12,617	15,791	7,043	14,832	19,791	87,442	9,884
Norwood Health Center	2,821,480	3,381,312	3,449,222	-	-	-	-	-	-	243,581
Highway	21,820	21,056	31,732	296,189	1,451	22,513	133,062	-	-	-
	<u>2,935,474</u>	<u>3,413,388</u>	<u>3,499,853</u>	<u>308,806</u>	<u>17,242</u>	<u>29,556</u>	<u>147,894</u>	<u>19,791</u>	<u>87,442</u>	<u>253,465</u>
Capital grants and contributions										
	-	-	-	350,618	1,436,384	1,030,101	-	-	-	511,746
Total business-type activities	<u>23,921,595</u>	<u>22,488,998</u>	<u>24,631,052</u>	<u>12,986,994</u>	<u>12,099,041</u>	<u>12,991,994</u>	<u>12,029,575</u>	<u>11,626,132</u>	<u>11,038,619</u>	<u>19,092,441</u>
Total Program revenues	<u>\$ 46,524,810</u>	<u>\$ 44,129,167</u>	<u>\$ 44,035,284</u>	<u>\$ 42,411,370</u>	<u>\$ 41,430,455</u>	<u>\$ 41,056,313</u>	<u>\$ 41,177,607</u>	<u>\$ 42,376,616</u>	<u>\$ 44,036,296</u>	<u>\$ 51,063,316</u>
Net (expense) revenue										
Governmental activities	\$ (17,186,345)	\$ (20,172,667)	\$ (22,640,157)	\$ (30,328,109)	\$ (27,828,668)	\$ (31,926,174)	\$ (31,303,437)	\$ (33,111,416)	\$ (33,548,891)	\$ (25,465,144)
Business-type activities	(6,016,173)	(6,950,716)	(5,022,784)	(433,887)	229,325	231,017	(849,853)	(1,621,277)	(1,029,893)	(2,197,988)
Total	<u>(23,202,518)</u>	<u>(27,123,383)</u>	<u>(27,662,941)</u>	<u>(30,761,996)</u>	<u>(27,599,343)</u>	<u>(31,695,157)</u>	<u>(32,153,290)</u>	<u>(34,732,693)</u>	<u>(34,578,784)</u>	<u>(27,663,132)</u>
General revenues and other changes in net position										
Governmental activities										
Property taxes	16,037,359	15,942,672	16,078,809	21,755,998	21,735,236	21,371,782	22,046,871	22,399,210	23,948,132	23,709,503
County sales tax	4,599,683	4,534,415	4,720,786	5,013,638	5,047,888	6,249,538	5,691,874	4,705,221	5,808,494	6,020,145
Grants and contributions not restricted to specific programs	2,227,016	3,981,715	3,882,459	3,144,803	3,271,370	3,327,481	3,400,547	3,320,667	3,373,141	91,720
Payments in lieu of taxes	12,254	13,397	13,603	13,221	13,121	13,642	9,371	16,093	18,370	18,181
Premium on debt issue	-	-	-	-	15,633	-	-	-	-	-
Unrestricted investment earnings	247,174	180,861	128,405	116,902	(8,121)	113,628	65,794	129,459	139,970	327,700
Gain on sale of capital assets	-	-	-	-	-	-	-	-	-	588,602
Transfers	616,260	62,764	1,530,373	(273,101)	(957,209)	113,107	(678,817)	(509,208)	(451,621)	(247,584)
Total governmental activities	<u>23,739,746</u>	<u>24,715,824</u>	<u>26,354,435</u>	<u>29,771,461</u>	<u>29,117,918</u>	<u>31,189,178</u>	<u>30,535,640</u>	<u>30,061,442</u>	<u>32,836,486</u>	<u>30,508,267</u>
Business-type activities										
Property taxes	6,347,177	6,316,198	6,260,946	557,561	338,415	718,251	749,957	984,971	938,437	2,545,084
Unrestricted investment earnings	-	-	-	-	-	-	-	88	139	68
Gain (loss) on sale of capital assets	-	-	-	-	-	-	-	14,400	7,408	-
Transfers	(616,260)	(62,764)	(1,530,373)	273,101	957,209	(113,107)	678,817	509,208	451,621	247,584
	<u>5,730,917</u>	<u>6,253,434</u>	<u>4,730,573</u>	<u>830,662</u>	<u>1,295,624</u>	<u>605,144</u>	<u>1,428,774</u>	<u>1,508,667</u>	<u>1,397,605</u>	<u>2,792,736</u>
Total general revenues and transfers	<u>29,470,663</u>	<u>30,969,258</u>	<u>31,085,008</u>	<u>30,602,123</u>	<u>30,413,542</u>	<u>31,794,322</u>	<u>31,964,414</u>	<u>31,570,109</u>	<u>34,234,091</u>	<u>33,301,003</u>
Change in net position										
Governmental activities	6,553,401	4,543,157	3,714,278	(556,648)	1,289,250	(736,996)	(767,797)	(3,049,974)	(712,405)	5,043,123
Business-type activities	(285,256)	(697,282)	(292,211)	396,775	1,524,949	836,161	578,921	(112,610)	367,712	594,748
Total	<u>\$ 6,268,145</u>	<u>\$ 3,845,875</u>	<u>\$ 3,422,067</u>	<u>\$ (159,873)</u>	<u>\$ 2,814,199</u>	<u>\$ 99,165</u>	<u>\$ (188,876)</u>	<u>\$ (3,162,584)</u>	<u>\$ (344,693)</u>	<u>\$ 5,637,871</u>

SOURCE: Annual audited financial statements for Wood County.

WOOD COUNTY, WISCONSIN
GOVERNMENTAL ACTIVITIES TAX REVENUE BY SOURCE
LAST TEN FISCAL YEARS
 (accrual basis of accounting)
 (UNAUDITED)

Year	Property Tax	Sales Tax	Other Taxes	Total
2009	16,037,359	4,599,683	12,254	20,649,296
2010	15,942,672	4,534,415	13,397	20,490,484
2011	16,078,809	4,720,786	13,603	20,813,198
2012	21,755,998	5,013,638	13,221	26,782,857
2013	21,735,236	5,047,888	13,121	26,796,245
2014	21,371,782	6,249,538	13,642	27,634,962
2015	22,046,871	5,691,874	9,371	27,748,116
2016	22,399,210	4,705,221	16,093	27,120,524
2017	23,948,132	5,808,494	18,370	29,774,996
2018	23,709,503	6,020,145	18,181	29,747,829

SOURCE: Annual audited financial statements for Wood County.

WOOD COUNTY, WISCONSIN
FUND BALANCES OF GOVERNMENTAL FUNDS
LAST TEN FISCAL YEARS
(modified accrual basis of accounting)
As of December 31
(UNAUDITED)

	2009	2010	2011	2012	2013	2014	2015	2016	2017	2018
General fund										
Reserved	\$ 1,241,926	\$ 976,985	\$ -	\$ -	\$ -	\$ -	\$ -	\$ -	\$ -	\$ -
Unreserved	9,065,355	8,944,738	-	-	-	-	-	-	-	-
Nonspendable										
Prepays and inventory	-	-	281,641	335,281	405,044	321,143	325,299	489,778	352,786	359,427
Delinquent property tax	-	-	-	-	2,103,219	2,060,925	2,051,762	2,201,954	1,420,511	833,574
Committed	-	-	663,721	919,985	968,859	1,094,627	1,314,854	1,604,614	1,444,812	1,528,812
Assigned	-	-	643,004	1,269,988	1,788,692	-	1,316,539	1,931,780	2,431,983	1,851,426
Unassigned	-	-	11,097,990	11,084,576	7,374,468	8,897,464	9,367,226	8,493,759	11,890,939	15,350,164
Total general fund	<u>\$ 10,307,281</u>	<u>\$ 9,921,723</u>	<u>\$ 12,686,356</u>	<u>\$ 13,609,830</u>	<u>\$ 12,640,282</u>	<u>\$ 12,374,159</u>	<u>\$ 14,375,680</u>	<u>\$ 14,721,885</u>	<u>\$ 17,541,031</u>	<u>\$ 19,923,403</u>
All other governmental funds										
Nonspendable										
Prepays and inventory	\$ -	\$ -	\$ -	\$ 97,316	\$ 60,064	\$ 68,062	\$ 56,975	\$ 61,845	\$ 69,152	\$ 21,128
Restricted										
Capital Projects	-	-	363,457	2,467,639	1,030,100	5,327,274	5,762,966	7,744,986	3,690,000	3,661,368
Debt service fund	-	-	-	-	-	318,227	213,811	207,232	2,050,627	51,461
Reserved										
Special revenue funds	115,052	133,369	-	-	-	-	-	-	-	-
Debt service fund	62,302	62,302	-	-	-	-	-	-	-	-
Unreserved										
Capital Projects	9,251	3,100	-	-	-	-	-	-	-	-
Special revenue funds	2,079,205	1,708,464	-	-	-	-	-	-	-	-
Assigned										
Special revenue funds	-	-	1,603,655	1,209,279	1,237,602	1,349,716	1,297,799	1,193,601	1,092,945	1,154,693
Debt service fund	-	-	62,302	248,466	-	-	-	-	-	-
Unassigned	-	-	-	(935,273)	(1,028,633)	214,243	(548,436)	(2,183,985)	(1,268,460)	27,634
Total of all other governmental funds	<u>\$ 2,265,810</u>	<u>\$ 1,907,235</u>	<u>\$ 2,029,414</u>	<u>\$ 3,087,427</u>	<u>\$ 1,299,133</u>	<u>\$ 7,277,522</u>	<u>\$ 6,783,115</u>	<u>\$ 7,023,679</u>	<u>\$ 5,634,264</u>	<u>\$ 4,916,284</u>
Total governmental funds	<u>\$ 12,573,091</u>	<u>\$ 11,828,958</u>	<u>\$ 14,715,770</u>	<u>\$ 16,697,257</u>	<u>\$ 13,939,415</u>	<u>\$ 19,651,681</u>	<u>\$ 21,158,795</u>	<u>\$ 21,745,564</u>	<u>\$ 23,175,295</u>	<u>\$ 24,839,687</u>

SOURCE: Annual audited financial statements for Wood County.

Note: In fiscal year 2011, the fund balance classifications were changed to conform to the requirements of GASB 54.

WOOD COUNTY, WISCONSIN
CHANGES IN FUND BALANCES OF GOVERNMENTAL FUNDS
LAST TEN FISCAL YEARS
(modified accrual basis of accounting)
As of December 31
(UNAUDITED)

	2009	2010	2011	2012	2013	2014	2015	2016	2017	2018
Revenues										
Taxes	\$ 21,122,172	\$ 20,902,892	\$ 21,279,906	\$ 27,442,439	\$ 27,337,690	\$ 28,303,467	\$ 28,306,992	\$ 27,709,375	\$ 30,732,164	\$ 30,087,709
Intergovernmental	18,854,893	16,610,845	16,889,640	17,102,769	15,853,713	16,551,009	17,600,054	18,867,828	20,044,198	20,977,245
Public charges for services	2,112,711	2,435,133	2,427,826	11,158,153	10,379,608	10,737,802	10,281,114	9,808,238	12,313,597	5,747,761
Regulation and compliance	583,661	590,580	698,930	633,686	716,123	664,229	613,642	634,528	798,586	831,777
Intergovernmental charges for services	1,567,056	1,201,769	1,252,581	1,471,259	3,877,231	3,023,808	5,251,304	5,449,048	5,208,519	4,138,590
Investment income	253,717	183,666	110,836	123,012	(3,806)	117,866	65,986	125,417	144,521	325,630
Miscellaneous	359,437	3,596,108	852,537	1,575,436	864,247	1,240,941	579,391	707,408	807,601	1,797,584
Total revenues	44,853,647	45,520,993	43,512,256	59,506,754	59,024,806	60,639,122	62,698,483	63,301,842	70,049,186	63,906,296
Expenditures										
Current										
General government	6,191,798	6,394,819	7,154,456	7,436,332	7,824,573	8,218,866	8,267,261	8,528,555	8,126,243	8,648,186
Public safety	10,638,047	10,896,388	10,815,207	10,440,536	10,562,870	11,176,644	10,699,173	10,841,602	11,231,474	11,568,797
Public works	8,278,329	8,270,525	5,159,251	5,744,251	7,548,034	7,811,502	6,604,949	6,199,579	6,234,101	6,369,859
Health and human services	13,987,047	14,665,274	14,170,040	28,797,883	27,911,405	27,431,716	29,308,074	31,908,549	33,062,730	24,783,546
Culture, recreation and education	2,942,486	3,112,954	3,091,611	2,929,264	3,572,028	3,183,312	3,493,953	3,457,954	3,109,753	3,165,937
Conservation and development	1,670,340	1,719,450	1,627,006	1,738,303	1,239,670	1,405,436	1,986,460	1,989,107	1,636,060	1,618,937
Capital outlay	132,115	6,151	389,643	650,561	1,437,539	1,339,413	7,584,313	5,946,394	9,316,355	5,180,561
Debt Service										
Principal retirement	1,625,000	700,000	700,000	1,450,000	370,000	390,000	1,940,000	3,170,000	2,368,900	4,605,000
Interest and fiscal charges	168,250	101,500	70,000	109,224	96,267	116,068	313,502	396,337	461,960	599,111
Total expenditures	45,633,412	45,867,061	43,177,214	59,296,354	60,562,386	61,072,957	70,197,685	72,438,077	75,547,576	66,539,934
Excess of revenues over (under) expenditures	(779,765)	(346,068)	335,042	210,400	(1,537,580)	(433,835)	(7,499,202)	(9,136,235)	(5,498,390)	(2,633,638)
Other Financing Sources (Uses)										
Issuance of debt	-	-	750,000	3,610,000	-	5,685,000	8,867,786	9,730,000	7,170,966	3,520,535
Premium on bonds/notes	-	-	-	-	-	318,227	193,391	188,273	195,013	39,236
Capital contributions	-	-	-	-	-	-	440,000	-	-	-
Capital leases	30,512	33,366	16,419	-	-	-	-	-	-	-
Operating transfers in	6,484,682	4,885,905	2,556,652	1,114,727	854,612	1,493,727	480,222	788,100	494,156	3,016,477
Operating transfers out	(5,689,135)	(5,317,336)	(771,301)	(1,315,605)	(2,074,874)	(1,350,853)	(975,083)	(983,369)	(932,014)	(3,633,858)
Total other financing sources (uses)	826,059	(398,065)	2,551,770	3,409,122	(1,220,262)	6,146,101	9,006,316	9,723,004	6,928,121	2,942,390
Net changes in fund balances	\$ 46,294	\$ (744,133)	\$ 2,886,812	\$ 3,619,522	\$ (2,757,842)	\$ 5,712,266	\$ 1,507,114	\$ 586,769	\$ 1,429,731	\$ 308,752
Debt service as a percentage of noncapital expenditures	3.94%	1.75%	1.80%	2.66%	0.79%	0.85%	3.60%	5.36%	4.27%	8.13%

WOOD COUNTY, WISCONSIN
GENERAL GOVERNMENTAL TAX REVENUE BY SOURCE
LAST TEN FISCAL YEARS
(modified accrual basis of accounting)
(UNAUDITED)

Year	Property Tax	Sales Tax	Other Taxes	Total
2009	15,883,520	4,869,216	369,436	21,122,172
2010	15,780,259	4,599,683	522,950	20,902,892
2011	16,250,755	4,534,414	494,737	21,279,906
2012	22,179,779	4,720,786	541,874	27,442,439
2013	21,697,163	5,013,638	626,889	27,337,690
2014	22,716,027	5,047,888	539,552	28,303,467
2015	21,451,193	6,249,538	606,261	28,306,992
2016	22,358,172	4,705,222	645,981	27,709,375
2017	24,101,135	5,808,494	822,535	30,732,164
2018	23,228,392	6,020,145	839,172	30,087,709

SOURCE: Annual audited financial statements for Wood County.

WOOD COUNTY WISCONSIN
PROPERTY VALUES
LAST TEN FISCAL YEARS
(UNAUDITED)

PROPERTY VALUE (1) (A)	2009		2010		2011		2012		2013	
	VALUE	PERCENT	VALUE	PERCENT	VALUE	PERCENT	VALUE	PERCENT	VALUE	PERCENT
REAL ESTATE:										
RESIDENTIAL	\$ 2,995,307,800	64.32 %	\$ 2,989,361,700	63.55 %	\$ 3,020,172,900	64.28 %	\$ 2,984,642,800	64.15 %	\$ 2,987,967,500	57.09 %
COMMERCIAL	820,903,600	17.63	874,220,700	18.58	879,080,800	18.71	880,001,400	18.91	869,195,800	16.61
MANUFACTURING	214,594,900	4.61	210,063,900	4.47	210,748,100	4.49	218,236,000	4.69	221,501,700	4.23
AGRICULTURAL	22,855,800	0.49	22,703,900	0.48	22,271,200	0.47	22,256,600	0.48	21,238,300	0.41
SWAMP & WASTE	44,058,000	0.95	44,395,000	0.94	42,023,600	0.89	37,933,400	0.82	35,182,700	0.67
FOREST	217,039,800	4.66	220,415,900	4.69	194,946,300	4.15	190,641,800	4.10	196,671,200	3.76
OTHER	158,446,000	3.40	156,810,100	3.33	148,334,500	3.16	134,141,500	2.88	142,194,200	2.72
	\$ 4,473,205,900	96.05 %	\$ 4,517,971,200	96.04 %	\$ 4,517,577,400	96.15 %	\$ 4,467,853,500	96.02 %	\$ 4,473,951,400	85.48 %
PERSONAL PROPERTY	\$ 184,012,850	3.95 %	\$ 186,239,000	3.96 %	\$ 180,677,700	3.85 %	\$ 185,053,400	3.98 %	\$ 187,506,000	3.58 %
TOTAL PROPERTY VALUE	\$ 4,657,218,750	100.00 %	\$ 4,704,210,200	100.00 %	\$ 4,698,255,100	100.00 %	\$ 4,652,906,900	100.00 %	\$ 4,661,457,400	89.06 %
Reduced by Tax Incremental District (TID) values	77,856,100		107,489,150		106,699,850		112,633,650		112,088,050	
TOTAL EQUALIZED VALUE	\$ 4,579,362,650		\$ 4,596,721,050		\$ 4,591,555,250		\$ 4,540,273,250		\$ 4,549,369,350	
Total tax rate based on equalized values per thousand	4.8606		4.8599		4.8597		4.8616		4.8554	
PROPERTY VALUE (1) (A)										
REAL ESTATE:										
RESIDENTIAL	\$ 3,011,128,900	63.84 %	\$ 3,074,153,100	63.61 %	\$ 3,128,508,300	64.24 %	\$ 3,175,577,700	63.60 %	\$ 3,367,231,600	64.33 %
COMMERCIAL	930,309,100	19.72	944,097,200	19.54	931,108,500	19.12	993,308,900	19.89	1,048,896,800	20.04
MANUFACTURING	204,059,000	4.33	210,413,600	4.35	211,806,000	4.35	212,615,200	4.26	231,806,000	4.43
AGRICULTURAL	21,081,400	0.45	21,425,500	0.44	21,537,400	0.44	21,935,200	0.44	22,327,600	0.43
SWAMP & WASTE	35,954,900	0.76	38,330,100	0.79	37,080,500	0.76	36,220,300	0.73	38,031,700	0.73
FOREST	183,197,400	3.88	185,820,300	3.85	185,918,400	3.82	187,076,300	3.75	207,299,900	3.96
OTHER	138,340,000	2.93	147,662,000	3.06	149,846,800	3.08	155,567,500	3.12	158,896,900	3.04
	\$ 4,524,070,700	95.91 %	\$ 4,621,901,800	95.64 %	\$ 4,665,805,900	95.81 %	\$ 4,782,301,100	95.78 %	\$ 5,074,490,500	96.95 %
PERSONAL PROPERTY	\$ 192,866,600	4.09 %	\$ 210,705,700	4.36 %	\$ 204,240,300	4.19 %	\$ 210,868,100	4.22 %	\$ 159,649,200	3.05 %
TOTAL PROPERTY VALUE	\$ 4,716,937,300	100.00 %	\$ 4,832,607,500	100.00 %	\$ 4,870,046,200	100.00 %	\$ 4,993,169,200	100.00 %	\$ 5,234,139,700	100.00 %
Reduced by Tax Incremental District (TID) values	138,845,250		146,965,100		157,080,000		170,521,000		192,862,000	
TOTAL EQUALIZED VALUE	\$ 4,578,092,050		\$ 4,685,642,400		\$ 4,712,966,200		\$ 4,822,648,200		\$ 5,041,277,700	
Total tax rate based on equalized values per thousand	4.9793		4.9901		5.2803		5.3177		5.3015	

SOURCE: (1) Wisconsin Department of Revenue, Bureau of Property Tax, Statistical Report of Property Valuations.

NOTES: (A) Property values are reduced by the increment value of the tax increment districts (TID).

WOOD COUNTY, WISCONSIN
TWENTY PRINCIPAL TAXPAYERS
2018 AND TEN YEARS PRIOR
(UNAUDITED)

TAXPAYER	2018			2009		
	EQUALIZED VALUE	Rank	PERCENTAGE OF TOTAL EQUALIZED VALUE (A)	EQUALIZED VALUE	Rank	PERCENTAGE OF TOTAL EQUALIZED VALUE
MARSHFIELD CLINIC	\$ 156,423,877	1	2.9885 %	\$ 144,320,520	1	3.3550
NEWPAGE/STORA ENSO CORP	46,007,067	2	0.8790	116,931,840	2	2.7183 %
MIDWEST COLD STORAGE	19,741,549	3	0.3772			-
FORWARD FINANCIAL BANK	16,500,800	4	0.3153			-
CATALYST PAPER OPERATIONS INC	14,877,069	5	0.2842			-
OCEAN SPRAY CRANBERRIES	13,052,029	6	0.2494	18,336,053	5	0.4263
DOMTAR WIS DAM CORP	11,688,629	7	0.2233			-
DOMTAR, A W CORP	11,073,449	8	0.2116	48,366,912	3	1.1244
T & W GARDNER LLC	10,276,436	9	0.1963	14,678,310	8	0.3412
ASPIRUS RIVERVIEW HOSPITAL	10,182,741	10	0.1945			-
RUESCH COMPANIES LLC	9,501,543	11	0.1815			-
WAL-MART STORES	9,434,060	12	0.1802	13,038,015	9	0.3031
WISCONSIN RAPIDS REAL ESTATE	9,430,576	13	0.1802			-
PREVENTION GENETICS	9,050,891	14	0.1729			-
FARM CREDIT LEASING	8,125,744	15	0.1552			-
RENAISSANCE/ADVANTAGE LEARNING IN	7,907,933	16	0.1511	10,038,679	10	0.2334
MARIANI PACKING WISCONSIN LLC	7,260,376	17	0.1387	9,834,462	11	0.2286
ERCO WORLDWIDE INC	7,045,221	18	0.1346			-
RENNES DEVELOPMENT	6,015,129	19	0.1149			-
GLACIAL LAKE CRANBERRIES	- *	20	-	9,192,800	14	0.2137
MARSHFIELD DOOR SYSTEMS	-		-	9,834,462	11	0.2286
SCS COUNTRYSIDE APARTMENTS LLC	-		-	7,380,037	18	0.1716
PLUM CREEK TIMBERLANDS	-		-	19,392,552	4	0.4508
RAPIDS WAREHOUSE INC	-		-	16,314,435	6	0.3793
BADGER HOUSING ASSOCIATES	-		-	15,223,411	7	0.3539
SHOPKO	-		-	9,224,773	13	0.2144
NORTHWAY MALL OF MFLD	-		-	9,343,348	12	0.2172
WICK BUILDING SYSTEMS INC	-		-	7,545,878	16	0.1754
VEOLIA/ONYX CRANBERRY CREEK	-		-	8,897,680	15	0.2068
HOME DEPOT	-		-	6,973,643	19	0.1621
RIVERVIEW HOSPITAL	-		-	7,524,387	17	0.1749
SECURITY HEALTH PLAN	-		-	6,867,380	20	0.1596
TOTAL	\$ 383,595,119		7.3287 %	\$ 509,259,577		11.6100 %

SOURCE: Wood County Treasurer's Office.

NOTES: (A) Total equalized value of \$5,234,139,700 includes tax increment districts (TID).
 * Cannot determine equalized value for agricultural land, values are assessed values 121

WOOD COUNTY, WISCONSIN
EQUALIZED VALUE OF TAXABLE PROPERTY
LAST TEN FISCAL YEARS
(UNAUDITED)

LEVY YEAR	SETTLEMENT YEAR	TOTAL EQUALIZED VALUE (A)	PERCENT CHANGE	INCREMENT VALUE OF TAX INCREMENT DISTRICTS (TID)	TOTAL EQUALIZED VALUE MINUS TIDS (B)	PERCENT CHANGE
2009	2010	4,657,218,750	-0.73%	77,856,100	4,579,362,650	-0.64%
2010	2011	4,704,210,200	1.01%	107,489,150	4,596,721,050	0.38%
2011	2012	4,698,255,100	-0.13%	106,699,850	4,591,555,250	-0.11%
2012	2013	4,652,906,900	-0.97%	112,633,650	4,540,273,250	-1.12%
2013	2014	4,661,457,400	0.18%	112,088,050	4,549,369,350	0.20%
2014	2015	4,716,937,300	1.19%	138,845,250	4,578,092,050	0.63%
2015	2016	4,832,607,500	2.45%	146,965,100	4,685,642,400	2.35%
2016	2017	4,870,046,200	0.77%	157,080,000	4,712,966,200	0.58%
2017	2018	4,993,169,200	2.53%	170,521,000	4,822,648,200	2.33%
2018	2019	5,234,139,700	4.83%	192,862,000	5,041,277,700	4.53%

SOURCE: Wisconsin Department of Revenue, Bureau of Property Tax, Statistical Report of Property Valuations.

NOTES: (A) Due to varying assessment policies in the municipalities, the County uses equalized value of taxable property for tax levy purposes. The equalized value ratios are determined by the Wisconsin Department of Revenue, Bureau of Property Tax.

(B) Equalized values are reduced by the increment value of tax increment districts (TID) for apportioning the County tax levy.

WOOD COUNTY, WISCONSIN
PROPERTY TAX LEVIES AND COLLECTIONS
LAST TEN FISCAL YEARS (A)
(UNAUDITED)

LEVY YEAR	SETTLEMENT YEAR	TOTAL TAX LEVY (B)	AS OF DECEMBER 31 OF SETTLEMENT YEAR				CUMULATIVE AS OF DECEMBER 31, 2018 (C)		
			AMOUNT COLLECTED	PERCENT COLLECTED	AMOUNT DELINQUENT	PERCENT DELINQUENT	AMOUNT COLLECTED	AMOUNT DELINQUENT	PERCENT COLLECTED
2008	2009	22,384,342	21,107,928	94.2977	1,276,414	5.7023	22,369,899	14,443	99.9355
2009	2010	22,258,674	20,720,545	93.0898	1,538,129	6.9102	22,233,038	25,636	99.8848
2010	2011	22,339,580	20,747,615	92.8738	1,591,965	7.1262	22,298,041	41,539	99.8141
2011	2012	22,313,366	20,945,994	93.8720	1,367,372	6.1280	22,264,433	48,933	99.7807
2012	2013	22,072,934	20,613,550	93.3884	1,459,384	6.6116	22,064,949	7,985	99.9638
2013	2014	22,089,008	20,706,591	93.7416	1,382,417	6.2584	22,074,165	14,843	99.9328
2014	2015	22,795,568	21,446,345	94.0812	1,349,223	5.9188	22,749,839	45,729	99.7994
2015	2016	23,382,056	21,299,940	91.0952	2,082,116	8.9048	23,169,207	212,849	99.0897
2016	2017	24,885,936	23,488,448	94.3844	1,397,488	5.6156	24,386,778	499,158	97.9942
2017	2018	25,645,546	24,360,579	94.9895	1,284,967	5.0105	24,637,297	1,008,249	96.0685

SOURCE: Annual audited financial statements and adopted budgets for Wood County.

NOTES: (A) Wisconsin Statute 75.20 allows tax certificates to be carried for eleven years.

(B) The tax for levy year 2019 is \$26,726,389.

(C) Totals do not include \$195,457 due on tax deed parcels, \$5,466 due on tax deeded special assessments and \$20,870 on delinquent special assessments.

WOOD COUNTY, WISCONSIN
RATIO OF OUTSTANDING DEBT TO EQUALIZED VALUE
AND DEBT PER CAPITA
LAST TEN FISCAL YEARS
(UNAUDITED)

<u>YEAR ENDING DECEMBER 31</u>	<u>ESTIMATED POPULATION (1)</u>	<u>EQUALIZED VALUE (B)</u>	<u>OUTSTANDING DEBT (C)</u>	<u>PERCENT OF DEBT TO EQUALIZED VALUE</u>	<u>DEBT PER CAPITA</u>
2009	74,627	4,657,218,750	2,230,702	0.1382%	29.89
2010 (A)	74,807	4,704,210,200	1,532,616	3.2580%	20.49
2011	74,785	4,698,255,100	1,574,812	0.0335%	21.06
2012	74,424	4,652,906,900	3,793,556	0.0815%	50.97
2013	74,583	4,661,457,400	3,386,998	0.0727%	45.41
2014	74,749	4,716,937,300	8,974,550	0.1903%	120.06
2015	74,965	4,832,607,500	16,030,170	0.3317%	213.84
2016	74,998	4,870,046,200	22,713,964	0.4664%	302.86
2017	74,620	4,993,169,200	27,638,440	0.5535%	370.39
2018	74,817	5,234,139,700	26,481,100	0.5059%	353.94

SOURCE: (1) Wisconsin Department of Administration, Demographic Service Center.

NOTES: (A) 2010 Census data.

(B) Equalized values are reduced by the increment value of the tax increment districts (TID).

(C) Outstanding Debt includes Capital Leases of \$232,660 and is net of premiums and discounts

WOOD COUNTY, WISCONSIN
LEGAL DEBT MARGIN INFORMATION
 LAST TEN FISCAL YEARS
 (UNAUDITED)

	<u>2009</u>	<u>2010</u>	<u>2011</u>	<u>2012</u>	<u>2013</u>	<u>2014</u>	<u>2015</u>	<u>2016</u>	<u>2017</u>	<u>2018</u>
Equalized Value of Real and Personal Property	\$ 4,657,218,750	\$ 4,704,210,200	\$ 4,698,255,100	\$ 4,652,906,900	\$ 4,661,457,400	\$ 4,716,937,300	\$ 4,832,607,500	\$ 4,870,046,200	\$ 4,993,169,200	\$ 5,234,139,700
Debt Limit, 5% of Equalized Valuation (Wisconsin Statutory Limitation)	\$ 232,860,938	\$ 235,210,510	\$ 234,912,755	\$ 232,645,345	\$ 233,072,870	\$ 235,846,865	\$ 241,630,375	\$ 243,502,310	\$ 249,658,460	\$ 261,706,985
Amount of Debt Applicable to Debt Limitation:										
General Obligation Promissory Notes	2,075,812	1,383,875	1,450,000	3,610,000	3,240,000	8,535,000	15,280,000	21,840,000	26,655,000	25,490,000
Less: Debt Service Funds	<u>62,302</u>	<u>62,302</u>	<u>62,302</u>	<u>248,466</u>	<u>-</u>	<u>318,227</u>	<u>213,811</u>	<u>207,232</u>	<u>2,050,627</u>	<u>51,461</u>
Total Amount of Debt Applicable to Debt Margin	2,013,510	1,321,573	1,387,698	3,361,534	3,240,000	8,216,773	15,066,189	21,632,768	24,604,373	25,438,539
Legal Debt Margin (Debt Capacity)	<u>\$ 230,847,428</u>	<u>\$ 233,888,937</u>	<u>\$ 233,525,057</u>	<u>\$ 229,283,811</u>	<u>\$ 229,832,870</u>	<u>\$ 227,630,092</u>	<u>\$ 226,564,186</u>	<u>\$ 221,869,542</u>	<u>\$ 225,054,087</u>	<u>\$ 236,268,446</u>
Percentage of Debt Capacity Used	<u>0.86%</u>	<u>0.56%</u>	<u>0.59%</u>	<u>1.44%</u>	<u>1.39%</u>	<u>3.48%</u>	<u>6.24%</u>	<u>8.88%</u>	<u>9.86%</u>	<u>9.72%</u>

WOOD COUNTY, WISCONSIN
NET DIRECT AND OVERLAPPING GENERAL OBLIGATION DEBT
ALL GOVERNMENTAL UNITS
DECEMBER 31, 2018
(UNAUDITED)

Table III c

<u>UNDERLYING DEBT</u>	<u>NET GENERAL OBLIGATION DEBT DECEMBER 31, 2018 (1)</u>	<u>PERCENTAGE APPLICABLE TO WOOD COUNTY (1) (2)</u>	<u>NET GENERAL OBLIGATION DEBT APPLICABLE TO WOOD COUNTY</u>
DISTRICT:			
TOWN:			
ARPIN	\$ -	100.00 %	\$ -
AUBURNDALE	-	100.00	-
CAMERON	-	100.00	-
CARY	-	100.00	-
CRANMOOR	-	100.00	-
DEXTER	-	100.00	-
GRAND RAPIDS	439,732	100.00	439,732
HANSEN	-	100.00	-
HILES	-	100.00	-
LINCOLN	19,053	100.00	19,053
MARSHFIELD	52,861	100.00	52,861
MILLADORE	-	100.00	-
PORT EDWARDS	71,727	100.00	71,727
REMINGTON	-	100.00	-
RICHFIELD	-	100.00	-
ROCK	50,000	100.00	50,000
RUDOLPH	-	100.00	-
SARATOGA	263,250	100.00	263,250
SENECA	-	100.00	-
SHERRY	-	100.00	-
SIGEL	-	100.00	-
WOOD	60,000	100.00	60,000
TOWN TOTAL	\$ 956,622		\$ 956,622
VILLAGE:			
ARPIN	\$ 825,000	100.00 %	\$ 825,000
AUBURNDALE	\$ -	100.00	-
BIRON	\$ 2,891,767	100.00	2,891,767
HEWITT	\$ 111,948	100.00	111,948
MILLADORE	\$ -	100.00	-
PORT EDWARDS	\$ 1,211,451	100.00	1,211,451
RUDOLPH	\$ -	100.00	-
VESPER	\$ -	100.00	-
VILLAGE TOTAL	\$ 5,040,167		\$ 5,040,167

CITY:				
<u>MARSHFIELD</u>	\$	43,095	93.16 %	\$ 40,147
NEKOOSA		1,455,173	100.00	1,455,173
PITTSVILLE		856,782	100.00	856,782
WISCONSIN RAPIDS		20,774,961	100.00	20,774,961
CITY TOTAL	\$	23,130,011		\$ 23,127,063
SCHOOL:				
<u>AUBURNDALE</u>	\$	515,000	95.71 %	\$ 492,907
MARSHFIELD	\$	15,741,135	82.27	12,950,232
NEKOOSA	\$	20,210,000	31.42	6,349,982
PITTSVILLE	\$	2,010,000	83.10	1,670,310
PORT EDWARDS	\$	561,240	100.00	561,240
STEVENS POINT	\$	29,475,000	0.37	109,058
WISCONSIN RAPIDS	\$	34,690,000	92.25	32,001,525
MID-STATE TECHNICAL COLLEGE	\$	34,655,000	37.74	13,078,797
SCHOOL TOTAL	\$	137,857,375		\$ 67,214,050
TOTAL APPLICABLE UNDERLYING DEBT	\$	166,984,175		\$ 96,337,902
DIRECT DEBT				
WOOD COUNTY	\$	-	100.00 %	\$ -
TOTAL DEBT APPLICABLE TO WOOD COUNTY	\$	166,984,175		\$ 96,337,902

SOURCE: (1) Survey of governmental units conducted by the Finance Department.

(2) Percentage of districts total equalized value within Wood County.

WOOD COUNTY, WISCONSIN
RATIO OF OUTSTANDING DEBT BY TYPE
LAST TEN FISCAL YEARS
(UNAUDITED)

YEAR ENDING DECEMBER 31	GOVERNMENTAL ACTIVITIES		BUSINESS-TYPE ACTIVITIES			TOTAL GOVERNMENT	PERCENTAGE OF PERSONAL INCOME (1)	PER CAPITA (1)
	GENERAL OBLIGATION DEBT (2)	CAPITAL LEASES	GENERAL OBLIGATION DEBT	BUSINESS NOTES	CAPITAL LEASES			
2009	2,075,812	146,028	-	-	8,862	2,230,702	0.08%	29.89
2010	1,383,875	148,741	-	-	-	1,532,616	0.06%	20.49
2011	1,441,937	132,875	-	-	-	1,574,812	0.05%	21.06
2012	3,762,524	31,032	-	-	-	3,793,556	0.13%	50.97
2013	3,376,891	10,107	-	-	-	3,386,998	0.12%	45.41
2014	8,973,640	910	-	-	-	8,974,550	0.30%	120.06
2015	15,850,045	180,125	-	-	-	16,030,170	0.52%	213.84
2016	22,544,585	169,379	-	-	-	22,713,964	0.72%	302.86
2017	27,474,014	164,426	-	-	-	27,638,440	0.85%	370.39
2018	26,248,440	232,660	-	-	-	26,481,100	*	353.94

NOTES: Details regarding the County's outstanding debt can be found in the notes to the financial statements.

(1) See the Schedule of Demographic and Economic Statistics Table IVa for personal income and populations data.

(2) Presented net of original issuance discounts and premiums

* Information not available for year at time of print.

WOOD COUNTY, WISCONSIN
RATIO OF ANNUAL DEBT SERVICE EXPENDITURES
FOR GENERAL BONDED DEBT (A) TO TOTAL GENERAL EXPENDITURES
LAST TEN FISCAL YEARS
(UNAUDITED)

FISCAL YEAR	PRINCIPAL (A)	INTEREST AND PAYING AGENT FEES	TOTAL DEBT SERVICE EXPENDITURES	TOTAL GENERAL EXPENDITURES (B)	RATIO OF DEBT SERVICE TO TOTAL GENERAL EXPENDITURES
2009	1,625,000	168,250	1,793,250	45,501,297	3.94
2010	700,000	101,500	801,500	45,860,910	1.75
2011	700,000	70,000	770,000	42,787,571	1.80
2012	1,450,000	109,224	1,559,224	58,645,793	2.66
2013	370,000	96,267	466,267	59,124,847	0.79
2014	390,000	116,068	506,068	59,733,544	0.85
2015	1,940,000	313,502	2,253,502	62,613,372	3.60
2016	3,170,000	396,337	3,566,337	66,491,683	5.36
2017	2,368,900	461,960	2,830,860	66,231,221	4.27
2018	4,605,000	599,111	5,204,111	61,359,373	8.48

NOTES: (A) For purposes of this schedule, general bonded debt does not include those portions of the debt expected to be paid from Proprietary and Internal Service Funds.

(B) Total general expenditures include the General Fund, Special Revenue Funds and Debt Service Fund. This table excludes interfund transfers.

WOOD COUNTY, WISCONSIN
DEMOGRAPHIC AND ECONOMIC STATISTICS
LAST TEN FISCAL YEARS
(UNAUDITED)

FISCAL YEAR	POPULATION (1)	PERSONAL INCOME (B)(2)	PER CAPITA INCOME (2)	UNEMPLOYMENT RATE (3)	MEDIAN AGE (4)	SCHOOL ENROLLMENT K-12 (5) (A)		
						YEAR	PUBLIC	PRIVATE
2009	74,627	2,777,661	37,221	8.2	42	2009-10	13,027	1,483
2010	74,807	2,756,910	36,854	8.7	41.9	2010-11	12,841	1,437
2011	74,785	2,867,848	38,419	7.7	42.7	2011-12	12,624	1,398
2012	74,424	2,876,563	38,672	7.2	42.6	2012-13	12,571	1,349
2013	74,583	2,858,983	38,637	7.0	42.5	2013-14	12,476	1,362
2014	74,749	2,970,555	40,247	6.1	*	2014-15	12,326	1,394
2015	74,965	3,075,676	41,813	5.5	44	2015-16	13,911	1,370
2016	74,998	3,157,737	43,193	4.95	*	2016-17	12,194	1,364
2017	74,620	3,261,489	44,601	3.8	43.4	2017-18	12,110	1,389
2018	74,817	*	*	3.5	43.8	2018-19	12,206	1,399

SOURCES: (1) Wisconsin Department of Administration, Demographic Services Center.

(2) Bureau of Economic Analysis.

(3) Wisconsin Department of Workforce Development, Bureau of Workforce Information .

(4) American Community Survey

(5) Wisconsin Department of Public Instruction.

NOTES: (A) School enrollment is based on the census at the start of the school year.

(B) Personal income information is a total for the year in thousands.

* Information not available at time of print.

WOOD COUNTY, WISCONSIN
Principal Employers
CURRENT YEAR AND TEN YEARS AGO
(UNAUDITED)

Employer	2018			2009		
	<u>Employees</u>	<u>Rank</u>	<u>Percentage of Employment</u>	<u>Employees</u>	<u>Rank</u>	<u>Percentage of Employment</u>
MARSHFIELD CLINIC	6,034	1	44.99 %	4,192	1	22.89 %
ROEHL TRANSPORT INC	2,520	2	18.79	1,924	4	10.50
WISCONSIN RAPIDS PUBLIC SCHOOL	1,089	3	8.12	1,210	6	6.61
VERSO (formerly NEW PAGE)	932	4	6.95	1,650	5	9.01
ASPIRUS RIVERVIEW HOSPITAL	760	5	5.67	642	9	3.50
COUNTY OF WOOD	708	6	5.28	805	7	4.39
RENAISSANCE LEARNING INC	493	7	3.68	651	8	3.55
MARSHFIELD SCHOOL DISTRICT	454	8	3.39	469	10	2.56
DOMTAR	422	9	3.15	447	11	2.44

SOURCE: Survey of employers May 2019.

* Information not available.

WOOD COUNTY, WISCONSIN
OPERATING INDICATORS BY FUNCTION
LAST TEN FISCAL YEARS
(UNAUDITED)

Function	2009	2010	2011	2012	2013	2014	2015	2016	2017	2018
Governmental activities										
General government										
Judicial										
Court cases filed	10,774	11,752	10,256	9,591	9,885	9,833	9,631	8,797	8,402	8,933
Traffic citations processed	4,140	5,219	4,461	3,866	4,799	4,797	4,880	3,751	3,522	3,251
Marriages	421	423	410	406	427	400	410	402	391	354
Domestic Partnerships	14	2	2	1	2	-	2	-	1	-
Divorces granted	289	255	269	264	253	194	248	220	240	223
Traffic and criminal fines ordered	\$3,278,986	\$3,147,745	\$3,018,555	\$5,962,470	\$3,499,461	\$3,255,654	\$3,239,116	\$3,421,941	\$3,010,711	\$2,879,412
Traffic and criminal fines collected	\$2,359,941	\$2,419,402	\$2,450,404	\$2,341,525	\$2,344,889	\$2,364,217	\$2,213,483	\$2,233,475	\$2,340,148	\$2,329,251
Child support money collected and disbursed	\$15,816,022	\$16,250,283	\$16,300,408	\$16,483,904	\$16,105,558	\$16,150,660	\$15,490,558	\$14,906,669	\$14,518,593	\$14,461,691
Vital Statistics										
Population	74,627	74,807	74,785	74,424	74,583	74,749	74,965	74,998	74,620	74,817
Births	1,529	1,567	1,533	1,441	1,536	1,469	1,550	1,568	1,716	1,577
Deaths	1,064	1,165	1,140	1,176	1,262	1,071	900	834	883	1,214
Public safety										
Hazardous materials incidents investigated	27	19	28	10	12	12	12	15	13	22
Jail Bookings	3,368	3,217	2,981	2,968	3,111	2,872	2,963	3,260	2,851	2,906
Average Daily Population-Jail	183	184	170	160	172	158	149	166	201	225
Total Population-Huber	555	572	475	442	610	512	618	707	824	894
Public works										
Building Operations										
Natural Gas Consumption (Therm)	81,062	70,103	84,626	69,142	69,142	69,142	70,990	69,135	90,916	104,146
Transportation										
Miles of County Highway										
Seal Coated	-	-	11	16	14	14	19	16	23	22
Paved	20	9	13	9	-	-	25	31	33	17
Health and Human services										
ADRC										
Number of people served	3020	3,373	2,451	2,778	2,329	2,114	2,150	1,909	1,043	980
Number of people served age 60 and over	2,253	2,513	2,426	2,091	1,792	1,562	1,837	1,686	951	912
Number of Information & Assistance contacts	3,733	4,702	3,086	4,236	4,013	3,578	3,518	3,338	3,115	2,824
Number served for nutrition	822	900	793	836	772	751	832	824	817	778
Number of congregate meals served	32,203	32,663	32,172	33,206	29,736	28,483	30,627	32,779	26,171	22,700
Number of home delivered meals served	16,675	24,398	21,531	21,086	22,158	23,011	23,422	22,962	25,492	28,134
Number of one way transportation rides	39,422	30,730	28,128	24,317	-	-	-	-	-	-
Number of volunteers	116	136	141	180	170	132	133	134	129	110
Volunteer hours	12,386	13,555	11,949	14,325	9,397	9,280	8,489	9,063	9,179	9,727

TABLE V a

Public Health										
Number of Public Health clients	370	323	237	312	452	276	285	148	22	38
Number of Public Health client visits	1,373	1,633	1,439	2,047	2,755	2,181	2,083	1,377	555	520
Licensed & inspected establishments/operations	699	725	560	623	579	558	559	613	539	526
Inspected food related activities	115	139	705	675	621	508	601	703	664	562
Human Services										
Cumulative FoodShare cases	40,277	43,901	47,292	64,608	67,496	67,963	63,734	57,388	53,879	50,832
Cumulative Medicaid cases	167,175	187,318	192,942	96,796	98,587	110,281	113,044	102,691	79,772	11,339
Cumulative Daycare cases	7,220	6,730	5,376	4,823	3,763	3,332	3,101	2,755	2,845	1,931
Cumulative FoodShare/Medicaid/Daycare cases	214,672	237,949	245,610	166,227	169,846	181,576	179,879	162,834	136,496	64,102
Energy assistance cases	3,433	3,582	3,295	3,434	3,117	3,117	2,979	2,719	2,485	2,319
Child abuse referrals	1,444	1,421	1,202	1,252	575	552	513	556	547	1,591
Juvenile referrals	707	644	508	613	490	531	553	537	583	522
Outpatient Visits-Mental Health/AODA	7,978	12,542	4,093	9,176	10,550	10,857	15,865	8,374	9,271	9,059
Long Term Support Clients	159	50	45	245	218	314	397	460	244	253
CBRF Clients	52	35	33	30	34	31	33	22	NA	NA
Intoxicated Driver Assessments	501	473	439	443	391	538	364	343	382	372
Inpatient Number of Patient Days	13,662	13,129	12,771	11,714	11,714	11,097	11,509	11,526	11,918	13,007
Inpatient Number of Patient Days-State Hospital	-	-	-	-	-	-	-	745	654	546
*Relocated 22 clients to the community over 2009 and 2007										
Culture, recreation and education										
Parks										
Camping unit nights										
Dexter Park	5,447	5,611	5,255	5,400	5,254	5,444	5,974	5,954	6,174	5,941
North Park	4,232	3,860	3,654	4,189	4,385	4,228	4,520	4,533	4,267	4,320
South Park	5,455	5,193	5,075	5,350	5,235	5,336	4,733	5,638	5,727	5,526
Annual Boat Launch Stickers	841	891	1,175	960	808	870	834	852	795	730
Forestry										
Wood removed (cord equivalent)	8,784	11,057	4,455	18,348	15,074	-	-	-	-	-
Wood removed (tons equivalent)	-	-	-	-	-	31,019	31,548	22,734	9,948	20,206
Business-type activities										
Edgewater Haven Nursing Home										
Number of Patient Days	32,744	29,304	25,965	24,220	24,575	25,688	23,818	21,367	19,994	20,493
Percentage of Residents by Pay Sources										
Medicare	10%	14%	67%	14%	20%	17%	16%	14%	14%	12%
Medicaid	70%	66%	15%	65%	57%	66%	64%	59%	68%	64%
Private Pay	20%	20%	18%	21%	23%	17%	20%	27%	18%	24%
Highway										
Transportation:										
Miles of State Highway										
Paved	15	4	-	16	10	10	9	-	2	2
Rut Filling	-	6	-	-	-	-	-	1	-	-

SOURCE: Various government departments.

*** Information not available.

WOOD COUNTY, WISCONSIN
FULL-TIME EQUIVALENT EMPLOYEES BY FUNCTION
LAST TEN FISCAL YEARS
(UNAUDITED)

Function	<u>2009</u>	<u>2010</u>	<u>2011</u>	<u>2012</u>	<u>2013</u>	<u>2014</u>	<u>2015</u>	<u>2016</u>	<u>2017</u>	<u>2018</u>
Governmental activities										
General government	60	60	60	60	61	58	64	63	63	75
Public safety	104	104	104	104	103	104	104	104	104	104
Health and human services	130	131	132	272	267	265	265	269	277	267
Culture, recreation and education	25	25	25	25	23	23	21	19	20	20
Conservation and development	10	10	10	11	11	11	11	11	12	12
Total governmental activities	<u>329</u>	<u>330</u>	<u>331</u>	<u>472</u>	<u>465</u>	<u>461</u>	<u>465</u>	<u>466</u>	<u>476</u>	<u>478</u>
Business-type activities										
Edgewater Haven Nursing Home	121	121	120	99	99	99	99	98	79	76
Unified Services Board	181	181	142	-	-	-	-	-	-	-
Highway	49	49	46	46	46	46	46	46	48	48
Total business-type activities	<u>351</u>	<u>351</u>	<u>308</u>	<u>145</u>	<u>145</u>	<u>145</u>	<u>145</u>	<u>144</u>	<u>127</u>	<u>125</u>
Total Wood County FTE's	<u>680</u>	<u>681</u>	<u>639</u>	<u>617</u>	<u>610</u>	<u>606</u>	<u>610</u>	<u>610</u>	<u>603</u>	<u>603</u>

SOURCE: Budget

NOTES: ** Unified Services Board reclassified to governmental activities - Health and Human Services.

WOOD COUNTY, WISCONSIN
CAPITAL ASSET STATISTICS BY FUNCTION
LAST TEN FISCAL YEARS
(UNAUDITED)

Function	2009	2010	2011	2012	2013	2014	2015	2016	2017	2018
Governmental activities										
General government										
Area in Square Miles	812	812	812	812	812	812	812	812	812	812
Public safety										
Patrol Units	20	21	21	22	22	24	27	30	30	30
Public works										
Miles of County Trunk Highway System	319	319	319	319	319	319	324	324	324	324
Health and human services										
Number of Aging Buses	10	10	10	10	10	10	9	9	9	9
Mental Health Hospital	1	1	1	1	1	1	1	1	1	1
Culture, recreation and education										
Parks and Recreation										
Number of county parks	5	5	5	5	5	5	5	5	5	5
Number of acres	2,024	2,024	2,024	2,024	2,024	2,024	2,024	2,024	2,024	2,024
Public lake and river access beaches	5	5	5	5	5	5	5	5	5	5
Miles of bicycle trails	17	17	17	17	17	17	17	17	17	17
Number of public campgrounds	3	3	3	3	3	3	3	3	3	3
Number of shooting ranges	1	1	1	1	1	1	1	1	1	1
Number of softball fields	1	1	1	1	-	-	-	-	-	-
Number of lakes and rivers with public boat launches	3	3	3	3	3	3	3	3	3	3
Miles of snowmobile trails	258.4	257.8	257.8	257.8	258.4	264.5	271.7	271.7	271.7	271.7
Miles of ATV trails - winter	10	10	10	10	10	10	10	10	10	10
Miles of ATV trails - summer	10	10	10	10	10	10	10	10	10	17
Miles of cross-country ski trails	10	11	11	11	11	11	11	11	11	11
Forestry										
Number of forest acres	37,594	37,594	37,594	37,594	37,724	37,724	37,762	37,762	37,786	37,786
Business-type activities										
Edgewater Haven Nursing Home										
Nursing Home Facility	1	1	1	1	1	1	1	1	1	1
Highway										
Miles of highways, roads and streets										
State	180	180	180	180	180	180	165	165	165	165
Local	1,230	1,230	1,230	1,230	1,230	1,230	1,270	1,270	1,270	1,270
Other	21	21	21	21	21	21	21	21	21	21

SOURCE: Various County departments.

WOOD COUNTY, WISCONSIN
SCHEDULE OF INSURANCE
FISCAL YEAR ENDED DECEMBER 31, 2018
(UNAUDITED)

Insurer Carrier	Policy Number	Effect. Dates	Policy Coverage	Coverage	Deductibles
WI County Mutual (Agent: Aegis Corp)	17218	1/1/18-1/1/19	General Liability Public Officials Errors & Omissions Law enforcement Liability	Bodily injury/property damage Personal injury/errors and omissions \$10,000,000 Limit of liability per occurrence	\$25,000 Per occurrence deductible \$100,000 Annual aggregate deductible
WI County Mutual (Agent: Aegis Corp)	17218	1/1/18-1/1/19	Auto Liability Uninsured Motorists	UM - \$25,000 Limit of liability per person UM - \$50,000 Limit of liability per occurrence	\$25,000 Per occurrence deductible \$100,000 Annual aggregate deductible
WI County Mutual	17218	1/1/18-1/1/19	Liability deductibles	Deductible Fund Deposit	\$100,000 Aggregate
WI County Mutual	17218	1/1/18-1/1/19	Policy Endorsements	Various	NA
Chubb Insurance Johnson Insurance	8221-4448	1/1/18-1/1/19	Employment Practices/PI Edgewater Nursing Home	\$1,000,000 per occurrence	\$10,000 per occurrence \$100,000 Aggregate
Chubb Insurance Johnson Insurance	8221-4448	1/1/18-1/1/19	Employment Practices/PI Norwood Health Center	\$1,000,000 per occurrence	\$10,000 per occurrence \$100,000 Aggregate
Chubb Insurance Johnson Insurance	8221-4448	1/1/18-1/1/19	Employment Practices/PI Human Services NWHC 12th St.	\$1,000,000 per occurrence	\$10,000 per occurrence \$100,000 Aggregate
WCMIC (Agent Aegis)	PR 27218	1/1/18-1/1/19	Property - B & C, PITO, \$ CE Auto Comp. & Coll.	BC & PITO -Coverage Blanket \$119,616,376 CE -Coverage Blanket- \$6,312,493 AC&C -Coverage Blanket - \$4,415,176	\$25,000 per occurrence \$50,000 Aggregate
WCMIC (Agent Aegis)	PR 27218	1/1/18-1/1/19	Monies and Securities Limits per department Courthouse-\$50,000	Edgewater\$3,000 - NW \$1000 Unified Sevices. Highway - \$500 4 Parks locations - \$500 each	Deductible - \$0.00
WCMIC	PR 27218	1/1/18-1/1/19	Special Use Animal	Coverage Blanket Limit - \$10,000	Deductible - \$1000
WCMIC	PR 27218	1/1/18-1/1/19	Property Deductibles	Policy deductibles	Deductibles \$150,000
Fidelity and Deposit (Agent: Aegis Corp)	CCP #005 5262 16	1/1/18-1/1/19	Public Employee Blanket Bond Employee Crime & Theft Policy	Employee Theft/Crime - Per Loss Coverage Includes Monies & Securities =\$100,000	No deductible
Old Republic Surety Co. (Agent: Aegis Corp)	MSA 1096427 Edgewater	1/1/18-1/1/19	Resident Funds Surety Bond	\$15,000 - Edgewater Haven (nursing home)	No deductible
Old Republic Surety Co. (Agent: Aegis Corp)	MSA 1096428 Norwood	1/1/18-1/1/19	Resident Funds Surety Bond	\$30,000 - Norwood (mental health center)	No deductible

Table V d

Hartford Steam Boiler (Agent: Aegis Corp)	FBP4907350	1/1/18-1/1/19	Equipment Breakdown	Limit-equipment breakdown \$50,000,000 Limit - Others (\$100,000)	\$25,000 Per occurrence deductible \$100,000 Annual aggregate deductible
Ace American Ins. Co.	G21851796 007	1/1/18-1/1/19	Above Ground Storage Tanks	\$1,000,000 each loss	Deductible - \$10,000.00 each claim
Ace American Ins. Co.	G21851656 007	1/1/18-1/1/19	Underground Storage Tanks	\$1,000,000 each loss	Deductible - \$10,000.00 each claim
Johnson Insurance Pro Assurance	CH32	1/1/18-1/1/19	Hospital Prof.and Gen. Liability Insurance Coverage	\$1,000,000 limit of liability per occurrence \$3,000,000 aggregate	Deductible - \$0.00
Umbrella	CH267	1/1/18-1/1/19	Umbrella Insurance Coverage	\$3,000,000	
Self-Funded	N/A	N/A	Worker's Compensation	Employer Liability	Wisconsin State Statutes
WI County Mutual (Agent : Aegis Corp)	17218-Endorsement	1/1/18-1/1/19	Endorseent Edgewater Nursing Home	\$1,000,000 limit of liability per occurrence \$3,000,000 aggregate	\$25,000 Per occurrence deductible \$100,000 Annual aggregate deductible
WI County Mutual (Agent : Aegis Corp)	WC 1800172	1/1/18-1/1/19	Excess Worker's Comp. Insurance and TPA services	Max Limit of Indemnity Per Occur - Statutory Maximum Aggregate Retention - \$500,000	Self Insured - per Occur-\$250,000

THIS PAGE LEFT BLANK INTENTIONALLY

Independent Auditor's Report on Internal Control Over Financial Reporting and on Compliance and Other Matters on an Audit of Financial Statements Performed in Accordance With *Government Auditing Standards*

County Board
Wood County
Wisconsin Rapids, Wisconsin

We have audited, in accordance with auditing standards generally accepted in the United States and the standards applicable to financial audits contained in *Government Auditing Standards*, issued by the Comptroller General of the United States, the financial statements of the governmental activities, the business-type activities, each major fund, and the aggregate remaining fund information of Wood County, Wisconsin (the "County"), as of and for the year ended December 31, 2018, and the related notes to the financial statements, which collectively comprise the County's basic financial statements and have issued our report thereon dated July 29, 2019.

Internal Control Over Financial Reporting

In planning and performing our audit of the financial statements, we considered the County's internal control over financial reporting (internal control) to determine the audit procedures that are appropriate in the circumstances for the purpose of expressing our opinions on the financial statements, but not for the purpose of expressing an opinion on the effectiveness of the County's internal control. Accordingly, we do not express an opinion on the effectiveness of the County's internal control.

A deficiency in internal control exists when the design or operation of a control does not allow management or employees, in the normal course of performing their assigned functions, to prevent or detect and correct misstatements on a timely basis. A material weakness is a deficiency, or a combination of deficiencies, in internal control such that there is a reasonable possibility that a material misstatement of the entity's financial statements will not be prevented or detected and corrected on a timely basis. A significant deficiency is a deficiency, or a combination of deficiencies, in internal control that is less severe than a material weakness, yet important enough to merit attention by those charged with governance.

Our consideration of internal control was for the limited purpose described in the first paragraph of this section and was not designed to identify all deficiencies in internal control that might be material weaknesses or significant deficiencies and, therefore, material weaknesses or significant deficiencies may exist that were not identified. Given these limitations, during our audit, we did not identify any deficiencies in internal control over financial reporting that we consider to be material weaknesses. We did identify a certain deficiency in internal control that we consider to be a significant deficiency:

2018-001 Segregation of Duties

The size of the County's staff in charge of accounting and reporting functions indicates a lack of segregation of duties. The basic premise is that no one employee should have access to both physical assets and the related accounting records or to all phases of a transaction, which decreases the likelihood that unauthorized or false transactions will be prevented or detected and corrected in a timely fashion. This condition may lead to misstated financial statements. The County Board performs limited reviews of the transactions in this area. However, because oversight is limited, this is a significant deficiency in internal control.

Compliance and Other Matters

As part of obtaining reasonable assurance about whether the County's financial statements are free from material misstatement, we performed tests of its compliance with certain provisions of laws, regulations, contracts, and grant agreements, noncompliance with which could have a direct and material effect on the determination of financial statement amounts. However, providing an opinion on compliance with those provisions was not an objective of our audit and, accordingly, we do not express such an opinion. The results of our tests disclosed no instances of noncompliance or other matters that are required to be reported under *Government Auditing Standards*.

We noted certain matters that we reported to management of the County in a separate letter dated July 29, 2019.

Purpose of This Report

The purpose of this report is solely to describe the scope of our testing of internal control and compliance and the results of that testing, and not to provide an opinion on the effectiveness of the County's internal control or on compliance. This report is an integral part of an audit performed in accordance with *Government Auditing Standards* in considering the County's internal control and compliance. Accordingly, this communication is not suitable for any other purpose.

/s/ Wipfli LLP

Wipfli LLP

July 29, 2019

Eau Claire, Wisconsin

Inside Back Cover